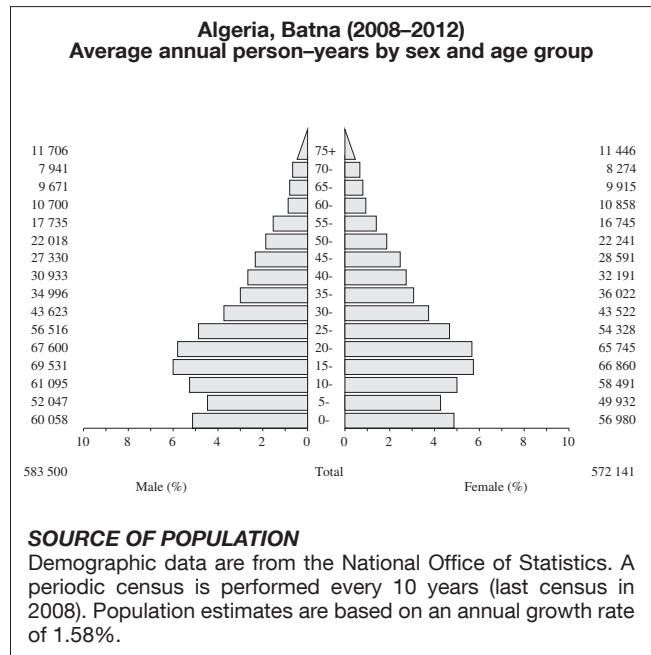


Algeria, Batna

CONTRIBUTORS

M.L. Bouhidel
F. Beichi
A. Marref
H. Khadraoui
M. Saïdi
H. Bouncer



NOTES ON THE DATA

*No official mortality data. No DCO registrations.

20 major cancers, ASR (World) per 100 000

<i>Male</i>		<i>Female</i>	
Trachea, bronchus, and lung	11.8	Breast	25.9
Bladder	7.2	Gallbladder etc.	7.2
Colon	6.6	Colon	5.7
Non-melanoma skin cancer	6.6	Thyroid	4.4
Prostate	6.5	Non-melanoma skin cancer	3.9
Stomach	5.4	Ovary	3.6
Nasopharynx	3.6	Stomach	3.6
Non-Hodgkin lymphoma	3.2	Cervix uteri	3.5
Larynx	3.1	Brain and nervous system	3.0
Brain and nervous system	3.0	Rectum	2.6
Rectum	2.8	Non-Hodgkin lymphoma	2.4
Pancreas	2.6	Myeloid leukaemia	2.2
Gallbladder etc.	2.0	Corpus uteri	2.2
Myeloid leukaemia	1.9	Other and unspecified	2.1
Other and unspecified	1.9	Trachea, bronchus, and lung	1.9
Multiple myeloma	1.7	Pancreas	1.9
Lymphoid leukaemia	1.6	Nasopharynx	1.9
Liver	1.5	Multiple myeloma	1.6
Kidney	1.4	Bladder	1.3
Hodgkin lymphoma	1.2	Hodgkin lymphoma	1.1
All sites	84.4	All sites	91.2

*Algeria, Batna (2008–2012)

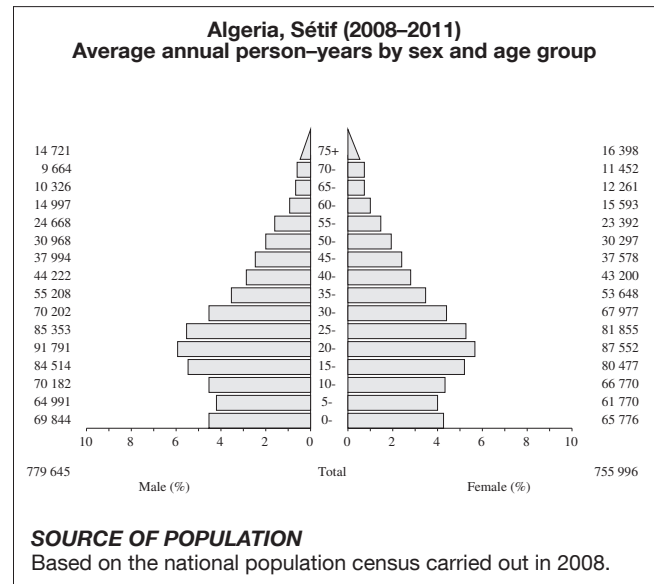
SITE	Male						Female						ICD-10
	No. cases	Freq. (%)	Crude rate (per 100 000)	ASR world	Cum. rates 0-64 (%)	0-74	No. cases	Freq. (%)	Crude rate (per 100 000)	ASR world	Cum. rates 0-64 (%)	0-74	
Lip	3	0.2	0.1	0.1	0.01	0.02	0	0.0	0.0	0.0	0.00	0.00	C00
Tongue	4	0.2	0.1	0.2	0.01	0.02	4	0.2	0.1	0.2	0.01	0.02	C01-02
Mouth	7	0.4	0.2	0.4	0.02	0.05	10	0.5	0.3	0.4	0.03	0.05	C03-06
Salivary glands	7	0.4	0.2	0.3	0.02	0.04	7	0.4	0.2	0.2	0.02	0.02	C07-08
Tonsil	0	0.0	0.0	0.0	0.00	0.00	1	0.1	0.0	0.0	0.01	0.01	C09
Other oropharynx	2	0.1	0.1	0.1	0.01	0.01	0	0.0	0.0	0.0	0.00	0.00	C10
Nasopharynx	83	4.9	2.8	3.6	0.31	0.36	46	2.3	1.6	1.9	0.16	0.20	C11
Hypopharynx	2	0.1	0.1	0.1	0.00	0.00	3	0.2	0.1	0.1	0.02	0.02	C12-13
Pharynx unspecified	0	0.0	0.0	0.0	0.00	0.00	0	0.0	0.0	0.0	0.00	0.00	C14
Oesophagus	10	0.6	0.3	0.5	0.03	0.05	12	0.6	0.4	0.5	0.01	0.07	C15
Stomach	113	6.6	3.9	5.4	0.32	0.67	76	3.8	2.7	3.6	0.23	0.43	C16
Small intestine	12	0.7	0.4	0.5	0.04	0.04	9	0.5	0.3	0.4	0.03	0.05	C17
Colon	139	8.2	4.8	6.6	0.42	0.78	122	6.1	4.3	5.7	0.35	0.68	C18
Rectum	61	3.6	2.1	2.8	0.20	0.34	58	2.9	2.0	2.6	0.15	0.29	C19-20
Anus	4	0.2	0.1	0.2	0.01	0.03	5	0.3	0.2	0.2	0.00	0.02	C21
Liver	32	1.9	1.1	1.5	0.07	0.16	26	1.3	0.9	1.1	0.07	0.12	C22
Gallbladder etc.	41	2.4	1.4	2.0	0.12	0.24	146	7.3	5.1	7.2	0.46	0.88	C23-24
Pancreas	54	3.2	1.9	2.6	0.11	0.34	40	2.0	1.4	1.9	0.13	0.21	C25
Nose, sinuses etc.	7	0.4	0.2	0.3	0.01	0.03	2	0.1	0.1	0.1	0.01	0.01	C30-31
Larynx	62	3.6	2.1	3.1	0.20	0.38	4	0.2	0.1	0.2	0.01	0.02	C32
Trachea, bronchus, and lung	232	13.6	8.0	11.8	0.73	1.55	38	1.9	1.3	1.9	0.12	0.24	C33-34
Other thoracic organs	8	0.5	0.3	0.3	0.02	0.03	4	0.2	0.1	0.2	0.01	0.02	C37-38
Bone	31	1.8	1.1	0.9	0.06	0.06	18	0.9	0.6	0.6	0.05	0.05	C40-41
Melanoma of skin	6	0.4	0.2	0.2	0.01	0.01	9	0.5	0.3	0.4	0.03	0.04	C43
Other skin	143		4.9	6.6	0.40	0.72	85		3.0	3.9	0.19	0.39	C44
Mesothelioma	8	0.5	0.3	0.4	0.03	0.06	3	0.2	0.1	0.1	0.01	0.01	C45
Kaposi sarcoma	3	0.2	0.1	0.2	0.01	0.03	0	0.0	0.0	0.0	0.00	0.00	C46
Connective and soft tissue	29	1.7	1.0	1.2	0.08	0.11	23	1.2	0.8	0.8	0.05	0.07	C47+C49
Breast	14	0.8	0.5	0.7	0.04	0.07	613	30.8	21.4	25.9	2.14	2.71	C50
Vulva							14	0.7	0.5	0.6	0.02	0.07	C51
Vagina							3	0.2	0.1	0.2	0.03	0.03	C52
Cervix uteri							74	3.7	2.6	3.5	0.25	0.38	C53
Corpus uteri							43	2.2	1.5	2.2	0.18	0.27	C54
Uterus unspecified							7	0.4	0.2	0.3	0.02	0.05	C55
Ovary							82	4.1	2.9	3.6	0.27	0.41	C56
Other female genital organs							1	0.1	0.0	0.0	0.00	0.00	C57
Placenta							2	0.1	0.1	0.1	0.00	0.00	C58
Penis	0	0.0	0.0	0.0	0.00	0.00							C60
Prostate	141	8.3	4.8	6.5	0.18	0.68							C61
Testis	10	0.6	0.3	0.3	0.02	0.02							C62
Other male genital organs	0	0.0	0.0	0.0	0.00	0.00							C63
Kidney	29	1.7	1.0	1.4	0.08	0.17	22	1.1	0.8	1.1	0.06	0.16	C64
Renal pelvis	1	0.1	0.0	0.0	0.00	0.00	1	0.1	0.0	0.0	0.00	0.00	C65
Ureter	0	0.0	0.0	0.0	0.00	0.00	0	0.0	0.0	0.0	0.00	0.00	C66
Bladder	155	9.1	5.3	7.2	0.38	0.78	29	1.5	1.0	1.3	0.07	0.13	C67
Other urinary organs	1	0.1	0.0	0.1	0.01	0.01	1	0.1	0.0	0.0	0.00	0.01	C68
Eye	8	0.5	0.3	0.3	0.01	0.03	0	0.0	0.0	0.0	0.00	0.00	C69
Brain and nervous system	71	4.2	2.4	3.0	0.22	0.31	70	3.5	2.4	3.0	0.26	0.31	C70-72
Thyroid	23	1.4	0.8	1.0	0.07	0.13	106	5.3	3.7	4.4	0.34	0.45	C73
Adrenal gland	7	0.4	0.2	0.3	0.02	0.02	3	0.2	0.1	0.1	0.01	0.01	C74
Other endocrine	2	0.1	0.1	0.1	0.00	0.00	3	0.2	0.1	0.1	0.00	0.02	C75
Hodgkin lymphoma	41	2.4	1.4	1.2	0.08	0.08	37	1.9	1.3	1.1	0.08	0.08	C81
Non-Hodgkin lymphoma	72	4.2	2.5	3.2	0.20	0.37	53	2.7	1.9	2.4	0.16	0.26	C82-86,C96
Immunoproliferative diseases	1	0.1	0.0	0.0	0.00	0.00	0	0.0	0.0	0.0	0.00	0.00	C88
Multiple myeloma	33	1.9	1.1	1.7	0.09	0.24	32	1.6	1.1	1.6	0.09	0.21	C90
Lymphoid leukaemia	38	2.2	1.3	1.6	0.08	0.12	18	0.9	0.6	0.8	0.03	0.09	C91
Myeloid leukaemia	48	2.8	1.6	1.9	0.11	0.18	56	2.8	2.0	2.2	0.16	0.21	C92-94
Leukaemia unspecified	7	0.4	0.2	0.3	0.01	0.02	4	0.2	0.1	0.1	0.01	0.01	C95
Myeloproliferative disorders	0	0.0	0.0	0.0	0.00	0.00	1	0.1	0.0	0.1	0.00	0.01	MPD
Myelodysplastic syndromes	0	0.0	0.0	0.0	0.00	0.00	1	0.1	0.0	0.0	0.00	0.00	MDS
Other and unspecified	41	2.4	1.4	1.9	0.10	0.22	47	2.4	1.6	2.1	0.11	0.21	O&U
All sites	1846		63.3	84.4	4.96	9.60	2074		72.5	91.2	6.48	9.99	C00-96
All sites except C44	1703	100.0	58.4	77.8	4.56	8.88	1989	100.0	69.5	87.3	6.28	9.60	C00-96 exc. C44

*See note following population pyramid

Algeria, Sétif

CONTRIBUTORS

Mokhtar Hamdi Cherif
 Zoubida Zaidi
 Djamel Abdellouche
 Aicha Djemaa Djazia
 Ahmed Bendib
 Kamel Bouzid
 Abbas Mahnane
 Lamia Kara
 Selma Hamdi
 Belkacem Bioud



NOTES ON THE DATA

*No official mortality data.

20 major cancers, ASR (World) per 100 000

<i>Male</i>		<i>Female</i>	
Trachea, bronchus, and lung	19.8	Breast	44.7
Bladder	9.6	Cervix uteri	7.0
Prostate	7.7	Colon	6.6
Nasopharynx	5.9	Thyroid	6.2
Non-Hodgkin lymphoma	5.8	Gallbladder etc.	4.8
Stomach	5.7	Trachea, bronchus, and lung	4.6
Colon	5.5	Rectum	4.6
Larynx	5.3	Non-Hodgkin lymphoma	4.1
Rectum	5.1	Non-melanoma skin cancer	3.4
Non-melanoma skin cancer	4.8	Brain and nervous system	3.0
Other and unspecified	3.8	Other and unspecified	2.9
Brain and nervous system	2.9	Ovary	2.6
Myeloid leukaemia	2.6	Nasopharynx	2.6
Hodgkin lymphoma	1.8	Stomach	2.6
Bone	1.7	Hodgkin lymphoma	2.3
Pancreas	1.6	Uterus unspecified	1.4
Lymphoid leukaemia	1.6	Myeloid leukaemia	1.3
Thyroid	1.5	Liver	1.2
Liver	1.4	Bladder	1.1
Other thoracic organs	1.4	Lymphoid leukaemia	1.0
All sites	106.1	All sites	118.5

*Algeria, Sétif (2008–2011)

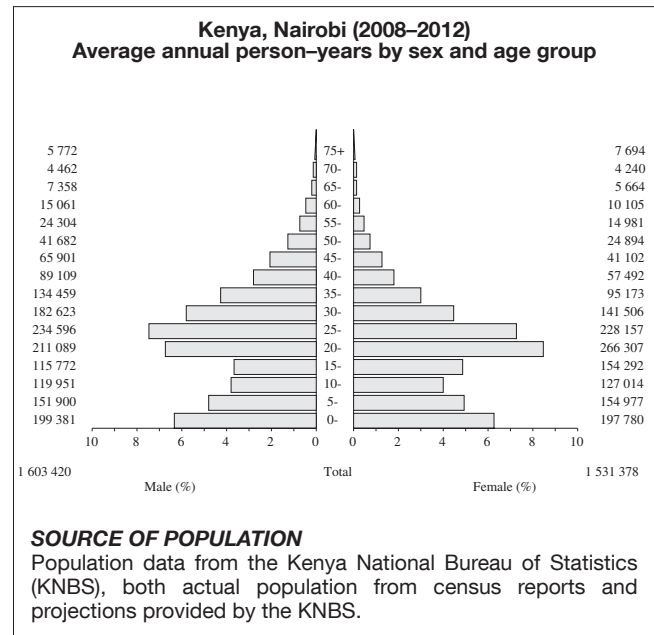
S I T E	Male						Female						ICD-10
	No. cases	Freq. (%)	Crude rate (per 100 000)	ASR world	Cum. rates 0-64 (%)	0-74	No. cases	Freq. (%)	Crude rate (per 100 000)	ASR world	Cum. rates 0-64 (%)	0-74	
Lip	19	0.8	0.6	0.8	0.05	0.10	3	0.1	0.1	0.2	0.00	0.02	C00
Tongue	3	0.1	0.1	0.1	0.01	0.02	9	0.3	0.3	0.3	0.02	0.03	C01-02
Mouth	7	0.3	0.2	0.3	0.01	0.04	6	0.2	0.2	0.2	0.02	0.03	C03-06
Salivary glands	3	0.1	0.1	0.1	0.01	0.01	8	0.3	0.3	0.3	0.02	0.03	C07-08
Tonsil	6	0.3	0.2	0.2	0.01	0.02	0	0.0	0.0	0.0	0.00	0.00	C09
Other oropharynx	5	0.2	0.2	0.2	0.02	0.02	3	0.1	0.1	0.1	0.00	0.00	C10
Nasopharynx	156	6.7	5.0	5.9	0.43	0.60	69	2.4	2.3	2.6	0.22	0.28	C11
Hypopharynx	2	0.1	0.1	0.1	0.01	0.01	1	0.0	0.0	0.0	0.00	0.00	C12-13
Pharynx unspecified	0	0.0	0.0	0.0	0.00	0.00	3	0.1	0.1	0.1	0.00	0.01	C14
Oesophagus	17	0.7	0.5	0.6	0.05	0.05	17	0.6	0.6	0.7	0.05	0.10	C15
Stomach	128	5.5	4.1	5.7	0.35	0.67	64	2.2	2.1	2.6	0.15	0.32	C16
Small intestine	7	0.3	0.2	0.3	0.01	0.04	9	0.3	0.3	0.4	0.02	0.04	C17
Colon	125	5.4	4.0	5.5	0.32	0.65	151	5.2	5.0	6.6	0.46	0.82	C18
Rectum	117	5.0	3.8	5.1	0.32	0.65	106	3.6	3.5	4.6	0.29	0.55	C19-20
Anus	3	0.1	0.1	0.1	0.01	0.02	4	0.1	0.1	0.2	0.01	0.02	C21
Liver	29	1.2	0.9	1.4	0.06	0.20	26	0.9	0.9	1.2	0.08	0.15	C22
Gallbladder etc.	31	1.3	1.0	1.4	0.07	0.16	109	3.7	3.6	4.8	0.36	0.59	C23-24
Pancreas	36	1.5	1.2	1.6	0.08	0.20	17	0.6	0.6	0.7	0.04	0.08	C25
Nose, sinuses etc.	14	0.6	0.4	0.6	0.03	0.07	19	0.6	0.6	0.7	0.05	0.08	C30-31
Larynx	119	5.1	3.8	5.3	0.29	0.66	18	0.6	0.6	0.7	0.03	0.09	C32
Trachea, bronchus, and lung	412	17.7	13.2	19.8	1.24	2.61	104	3.6	3.4	4.6	0.30	0.56	C33-34
Other thoracic organs	31	1.3	1.0	1.4	0.08	0.17	23	0.8	0.8	0.9	0.06	0.09	C37-38
Bone	49	2.1	1.6	1.7	0.11	0.18	31	1.1	1.0	1.0	0.06	0.09	C40-41
Melanoma of skin	7	0.3	0.2	0.3	0.01	0.03	7	0.2	0.2	0.2	0.00	0.01	C43
Other skin	112		3.6	4.8	0.23	0.51	80		2.6	3.4	0.16	0.39	C44
Mesothelioma	2	0.1	0.1	0.1	0.00	0.02	1	0.0	0.0	0.0	0.00	0.00	C45
Kaposi sarcoma	1	0.0	0.0	0.0	0.00	0.00	0	0.0	0.0	0.0	0.00	0.00	C46
Connective and soft tissue	21	0.9	0.7	0.8	0.06	0.08	24	0.8	0.8	0.9	0.06	0.11	C47+C49
Breast	37	1.6	1.2	1.4	0.09	0.15	1162	39.7	38.4	44.7	3.67	4.66	C50
Vulva							2	0.1	0.1	0.1	0.00	0.01	C51
Vagina							2	0.1	0.1	0.1	0.00	0.01	C52
Cervix uteri							164	5.6	5.4	7.0	0.49	0.88	C53
Corpus uteri							11	0.4	0.4	0.5	0.02	0.08	C54
Uterus unspecified							32	1.1	1.1	1.4	0.09	0.17	C55
Ovary							72	2.5	2.4	2.6	0.18	0.26	C56
Other female genital organs							2	0.1	0.1	0.1	0.00	0.01	C57
Placenta							0	0.0	0.0	0.0	0.00	0.00	C58
Penis	0	0.0	0.0	0.0	0.00	0.00							C60
Prostate	162	7.0	5.2	7.7	0.24	0.95							C61
Testis	12	0.5	0.4	0.5	0.03	0.04							C62
Other male genital organs	0	0.0	0.0	0.0	0.00	0.00							C63
Kidney	20	0.9	0.6	0.9	0.06	0.10	23	0.8	0.8	1.0	0.08	0.09	C64
Renal pelvis	0	0.0	0.0	0.0	0.00	0.00	0	0.0	0.0	0.0	0.00	0.00	C65
Ureter	0	0.0	0.0	0.0	0.00	0.00	0	0.0	0.0	0.0	0.00	0.00	C66
Bladder	194	8.3	6.2	9.6	0.45	1.28	24	0.8	0.8	1.1	0.05	0.14	C67
Other urinary organs	0	0.0	0.0	0.0	0.00	0.00	0	0.0	0.0	0.0	0.00	0.00	C68
Eye	6	0.3	0.2	0.3	0.01	0.04	5	0.2	0.2	0.2	0.01	0.01	C69
Brain and nervous system	76	3.3	2.4	2.9	0.19	0.29	78	2.7	2.6	3.0	0.24	0.30	C70-72
Thyroid	36	1.5	1.2	1.5	0.09	0.17	166	5.7	5.5	6.2	0.49	0.66	C73
Adrenal gland	3	0.1	0.1	0.1	0.01	0.01	3	0.1	0.1	0.1	0.01	0.01	C74
Other endocrine	0	0.0	0.0	0.0	0.00	0.00	1	0.0	0.0	0.0	0.00	0.00	C75
Hodgkin lymphoma	57	2.5	1.8	1.8	0.13	0.14	76	2.6	2.5	2.3	0.16	0.20	C81
Non-Hodgkin lymphoma	149	6.4	4.8	5.8	0.34	0.63	115	3.9	3.8	4.1	0.29	0.41	C82-86,C96
Immunoproliferative diseases	0	0.0	0.0	0.0	0.00	0.00	0	0.0	0.0	0.0	0.00	0.00	C88
Multiple myeloma	29	1.2	0.9	1.3	0.11	0.13	18	0.6	0.6	0.7	0.04	0.07	C90
Lymphoid leukaemia	43	1.9	1.4	1.6	0.11	0.17	31	1.1	1.0	1.0	0.06	0.08	C91
Myeloid leukaemia	65	2.8	2.1	2.6	0.15	0.29	38	1.3	1.3	1.3	0.10	0.12	C92-94
Leukaemia unspecified	1	0.0	0.0	0.0	0.01	0.01	0	0.0	0.0	0.0	0.00	0.00	C95
Myeloproliferative disorders	0	0.0	0.0	0.0	0.00	0.00	0	0.0	0.0	0.0	0.00	0.00	MPD
Myelodysplastic syndromes	0	0.0	0.0	0.0	0.00	0.00	0	0.0	0.0	0.0	0.00	0.00	MDS
Other and unspecified	84	3.6	2.7	3.8	0.22	0.49	69	2.4	2.3	2.9	0.17	0.32	O&U
All sites	2436		78.1	106.1	6.10	12.70	3006		99.4	118.5	8.63	13.02	C00-96
All sites except C44	2324	100.0	74.5	101.4	5.86	12.18	2926	100.0	96.8	115.1	8.47	12.63	C00-96 exc. C44

*See note following population pyramid

Kenya, Nairobi

CONTRIBUTORS

Anne Korir
Nathan Okerosi
Victor Rono
Stephen Emai
Rowland Osii



NOTES ON THE DATA

*No official mortality data.

20 major cancers, ASR (World) per 100 000

<i>Male</i>		<i>Female</i>	
Prostate	46.2	Breast	59.0
Oesophagus	14.7	Cervix uteri	40.2
Stomach	10.4	Oesophagus	15.2
Colon	8.4	Stomach	10.1
Non-Hodgkin lymphoma	6.0	Ovary	9.7
Liver	6.0	Colon	7.3
Trachea, bronchus, and lung	5.1	Corpus uteri	6.9
Rectum	4.6	Rectum	5.4
Bladder	4.4	Liver	5.0
Nasopharynx	4.4	Non-Hodgkin lymphoma	4.5
Pancreas	4.1	Other and unspecified	4.2
Other and unspecified	3.5	Non-melanoma skin cancer	4.1
Larynx	3.5	Pancreas	4.1
Mouth	3.3	Trachea, bronchus, and lung	3.6
Gallbladder etc.	3.1	Mouth	3.5
Kaposi sarcoma	3.0	Thyroid	3.3
Non-melanoma skin cancer	2.8	Gallbladder etc.	3.2
Tongue	2.7	Brain and nervous system	3.1
Brain and nervous system	2.6	Multiple myeloma	2.5
Bone	2.5	Kidney	2.0
All sites	162.9	All sites	226.5

*Kenya, Nairobi (2008–2012)

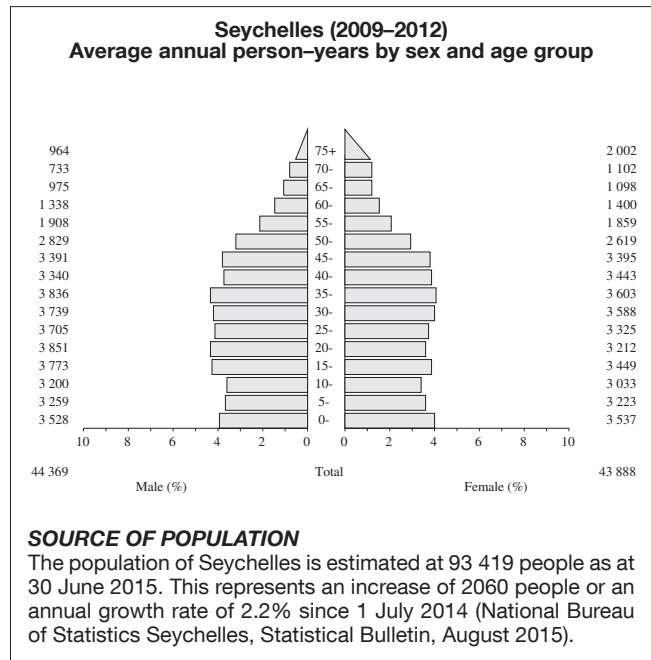
SITE	Male						Female						ICD-10
	No. cases	Freq. (%)	Crude rate (per 100 000)	ASR world	Cum. rates 0-64 (%)	0-74 (%)	No. cases	Freq. (%)	Crude rate (per 100 000)	ASR world	Cum. rates 0-64 (%)	0-74 (%)	
Lip	17	0.4	0.2	0.5	0.03	0.07	13	0.2	0.2	0.4	0.03	0.03	C00
Tongue	73	1.8	0.9	2.7	0.15	0.34	39	0.7	0.5	1.9	0.11	0.23	C01-02
Mouth	95	2.4	1.2	3.3	0.20	0.40	65	1.2	0.8	3.5	0.16	0.57	C03-06
Salivary glands	17	0.4	0.2	0.8	0.02	0.11	20	0.4	0.3	0.7	0.04	0.09	C07-08
Tonsil	3	0.1	0.0	0.1	0.00	0.03	1	0.0	0.0	0.0	0.00	0.00	C09
Other oropharynx	10	0.3	0.1	0.6	0.03	0.08	6	0.1	0.1	0.4	0.01	0.07	C10
Nasopharynx	197	5.0	2.5	4.4	0.31	0.52	65	1.2	0.8	2.0	0.11	0.21	C11
Hypopharynx	14	0.4	0.2	0.4	0.02	0.06	22	0.4	0.3	0.9	0.06	0.12	C12-13
Pharynx unspecified	20	0.5	0.2	0.7	0.05	0.06	17	0.3	0.2	0.6	0.05	0.07	C14
Oesophagus	322	8.2	4.0	14.7	0.55	1.83	261	4.8	3.4	15.2	0.66	2.11	C15
Stomach	243	6.2	3.0	10.4	0.43	1.44	176	3.2	2.3	10.1	0.51	1.36	C16
Small intestine	5	0.1	0.1	0.2	0.02	0.02	8	0.1	0.1	0.3	0.01	0.05	C17
Colon	221	5.6	2.8	8.4	0.44	1.04	162	3.0	2.1	7.3	0.51	0.93	C18
Rectum	118	3.0	1.5	4.6	0.19	0.61	112	2.1	1.5	5.4	0.43	0.69	C19-20
Anus	9	0.2	0.1	0.5	0.02	0.05	24	0.4	0.3	1.0	0.06	0.12	C21
Liver	161	4.1	2.0	6.0	0.28	0.74	96	1.8	1.3	5.0	0.26	0.69	C22
Gallbladder etc.	54	1.4	0.7	3.1	0.08	0.45	53	1.0	0.7	3.2	0.14	0.47	C23-24
Pancreas	83	2.1	1.0	4.1	0.17	0.45	74	1.4	1.0	4.1	0.26	0.51	C25
Nose, sinuses etc.	25	0.6	0.3	1.0	0.05	0.08	16	0.3	0.2	0.6	0.04	0.07	C30-31
Larynx	76	1.9	0.9	3.5	0.19	0.45	26	0.5	0.3	1.6	0.08	0.22	C32
Trachea, bronchus, and lung	106	2.7	1.3	5.1	0.25	0.69	63	1.2	0.8	3.6	0.18	0.51	C33-34
Other thoracic organs	6	0.2	0.1	0.4	0.01	0.07	15	0.3	0.2	0.7	0.03	0.07	C37-38
Bone	116	2.9	1.4	2.5	0.15	0.28	83	1.5	1.1	1.8	0.11	0.18	C40-41
Melanoma of skin	17	0.4	0.2	0.8	0.02	0.09	21	0.4	0.3	1.0	0.05	0.13	C43
Other skin	94		1.2	2.8	0.17	0.31	98		1.3	4.1	0.22	0.52	C44
Mesothelioma	0	0.0	0.0	0.0	0.00	0.00	0	0.0	0.0	0.0	0.00	0.00	C45
Kaposi sarcoma	152	3.9	1.9	3.0	0.17	0.28	90	1.7	1.2	1.5	0.11	0.16	C46
Connective and soft tissue	91	2.3	1.1	2.0	0.12	0.23	72	1.3	0.9	1.5	0.09	0.14	C47+C49
Breast	62	1.6	0.8	2.3	0.16	0.26	1515	28.0	19.8	59.0	4.19	7.26	C50
Vulva							31	0.6	0.4	1.4	0.06	0.18	C51
Vagina							17	0.3	0.2	0.7	0.03	0.08	C52
Cervix uteri							1055	19.5	13.8	40.2	3.02	4.72	C53
Corpus uteri							110	2.0	1.4	6.9	0.34	0.98	C54
Uterus unspecified							51	0.9	0.7	2.0	0.10	0.23	C55
Ovary							210	3.9	2.7	9.7	0.56	1.26	C56
Other female genital organs							1	0.0	0.0	0.0	0.00	0.00	C57
Placenta							6	0.1	0.1	0.1	0.01	0.01	C58
Penis	10	0.3	0.1	0.3	0.02	0.02							C60
Prostate	717	18.2	8.9	46.2	1.18	5.83							C61
Testis	15	0.4	0.2	0.3	0.01	0.03							C62
Other male genital organs	5	0.1	0.1	0.3	0.01	0.01							C63
Kidney	35	0.9	0.4	1.2	0.05	0.21	60	1.1	0.8	2.0	0.10	0.26	C64
Renal pelvis	1	0.0	0.0	0.0	0.00	0.00	0	0.0	0.0	0.0	0.00	0.00	C65
Ureter	0	0.0	0.0	0.0	0.00	0.00	0	0.0	0.0	0.0	0.00	0.00	C66
Bladder	80	2.0	1.0	4.4	0.14	0.58	37	0.7	0.5	2.0	0.14	0.25	C67
Other urinary organs	0	0.0	0.0	0.0	0.00	0.00	1	0.0	0.0	0.1	0.01	0.01	C68
Eye	89	2.3	1.1	1.9	0.08	0.19	82	1.5	1.1	1.7	0.13	0.15	C69
Brain and nervous system	92	2.3	1.1	2.6	0.13	0.28	92	1.7	1.2	3.1	0.19	0.36	C70-72
Thyroid	20	0.5	0.2	0.6	0.03	0.10	81	1.5	1.1	3.3	0.20	0.43	C73
Adrenal gland	2	0.1	0.0	0.1	0.01	0.01	1	0.0	0.0	0.1	0.01	0.01	C74
Other endocrine	3	0.1	0.0	0.1	0.00	0.00	8	0.1	0.1	0.2	0.02	0.02	C75
Hodgkin lymphoma	51	1.3	0.6	1.0	0.05	0.10	51	0.9	0.7	0.9	0.05	0.09	C81
Non-Hodgkin lymphoma	213	5.4	2.7	6.0	0.31	0.72	153	2.8	2.0	4.5	0.27	0.57	C82-86,C96
Immunoproliferative diseases	0	0.0	0.0	0.0	0.00	0.00	0	0.0	0.0	0.0	0.00	0.00	C88
Multiple myeloma	54	1.4	0.7	2.4	0.13	0.28	44	0.8	0.6	2.5	0.14	0.33	C90
Lymphoid leukaemia	69	1.7	0.9	1.5	0.09	0.14	55	1.0	0.7	1.6	0.10	0.15	C91
Myeloid leukaemia	42	1.1	0.5	1.1	0.05	0.11	46	0.8	0.6	1.3	0.09	0.13	C92-94
Leukaemia unspecified	33	0.8	0.4	0.8	0.04	0.07	19	0.4	0.2	0.6	0.02	0.04	C95
Myeloproliferative disorders	0	0.0	0.0	0.0	0.00	0.00	0	0.0	0.0	0.0	0.00	0.00	MPD
Myelodysplastic syndromes	0	0.0	0.0	0.0	0.00	0.00	0	0.0	0.0	0.0	0.00	0.00	MDS
Other and unspecified	103	2.6	1.3	3.5	0.19	0.48	93	1.7	1.2	4.2	0.27	0.53	O&U
All sites	4041		50.4	162.9	6.83	20.24	5517		72.1	226.5	14.36	28.40	C00-96
All sites except C44	3947	100.0	49.2	160.1	6.66	19.93	5419	100.0	70.8	222.3	14.14	27.87	C00-96 exc. C44

*See note following population pyramid

Seychelles

CONTRIBUTORS

Anne Finesse
Joanne Fred
Gina Michel



NOTES ON THE DATA

†C67 (bladder cancer) includes neoplasms of uncertain or unknown behaviour together with invasive cancers.

20 major cancers, ASR (World) per 100 000

<i>Male</i>		<i>Female</i>	
Prostate	63.1	Breast	35.8
Colon	19.2	Cervix uteri	13.4
Rectum	12.2	Rectum	8.0
Larynx	9.6	Non-Hodgkin lymphoma	7.4
Other and unspecified	9.6	Colon	7.4
Mouth	9.3	Ovary	5.5
Trachea, bronchus, and lung	8.2	Corpus uteri	5.1
Non-Hodgkin lymphoma	7.6	Thyroid	3.8
Other oropharynx	7.6	Other and unspecified	3.5
Oesophagus	7.5	Trachea, bronchus, and lung	3.3
Bladder	6.7	Stomach	3.2
Non-melanoma skin cancer	6.0	Vagina	3.1
Stomach	4.4	Myeloid leukaemia	3.0
Tongue	4.4	Brain and nervous system	2.5
Tonsil	4.3	Oesophagus	1.9
Lymphoid leukaemia	4.2	Larynx	1.7
Liver	3.7	Multiple myeloma	1.7
Pancreas	3.1	Small intestine	1.6
Kidney	2.6	Other thoracic organs	1.5
Myeloid leukaemia	1.9	Bladder	1.5
All sites	211.5	All sites	130.3

Seychelles (2009–2012)

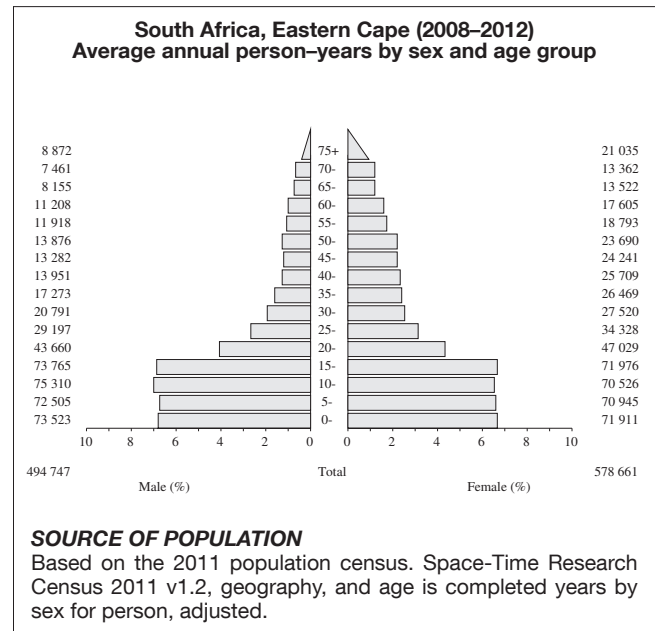
SITE	Male						Female						ICD-10
	No. cases	Freq. (%)	Crude rate (per 100 000)	ASR world	Cum. rates 0-64 (%)	0-74 (%)	No. cases	Freq. (%)	Crude rate (per 100 000)	ASR world	Cum. rates 0-64 (%)	0-74 (%)	
Lip	1	0.3	0.6	0.4	0.03	0.03	1	0.4	0.6	0.4	0.04	0.04	C00
Tongue	8	2.3	4.5	4.4	0.49	0.49	1	0.4	0.6	0.7	0.09	0.09	C01-02
Mouth	18	5.1	10.1	9.3	0.82	0.82	3	1.1	1.7	1.4	0.14	0.14	C03-06
Salivary glands	1	0.3	0.6	0.5	0.07	0.07	1	0.4	0.6	0.4	0.03	0.03	C07-08
Tonsil	8	2.3	4.5	4.3	0.41	0.41	0	0.0	0.0	0.0	0.00	0.00	C09
Other oropharynx	13	3.7	7.3	7.6	0.61	1.12	0	0.0	0.0	0.0	0.00	0.00	C10
Nasopharynx	0	0.0	0.0	0.0	0.00	0.00	0	0.0	0.0	0.0	0.00	0.00	C11
Hypopharynx	3	0.9	1.7	1.8	0.07	0.19	0	0.0	0.0	0.0	0.00	0.00	C12-13
Pharynx unspecified	3	0.9	1.7	1.7	0.14	0.14	1	0.4	0.6	0.5	0.07	0.07	C14
Oesophagus	12	3.4	6.8	7.5	0.16	1.14	3	1.1	1.7	1.9	0.16	0.27	C15
Stomach	7	2.0	3.9	4.4	0.29	0.59	5	1.8	2.8	3.2	0.22	0.44	C16
Small intestine	1	0.3	0.6	0.5	0.07	0.07	4	1.5	2.3	1.6	0.13	0.13	C17
Colon	33	9.4	18.6	19.2	0.56	2.44	17	6.3	9.7	7.4	0.40	0.85	C18
Rectum	21	6.0	11.8	12.2	0.68	1.62	19	7.0	10.8	8.0	0.34	0.91	C19-20
Anus	0	0.0	0.0	0.0	0.00	0.00	1	0.4	0.6	0.5	0.05	0.05	C21
Liver	6	1.7	3.4	3.7	0.28	0.40	1	0.4	0.6	0.5	0.05	0.05	C22
Gallbladder etc.	1	0.3	0.6	0.5	0.07	0.07	2	0.7	1.1	0.9	0.04	0.15	C23-24
Pancreas	6	1.7	3.4	3.1	0.18	0.31	1	0.4	0.6	0.4	0.03	0.03	C25
Nose, sinuses etc.	0	0.0	0.0	0.0	0.00	0.00	2	0.7	1.1	1.0	0.09	0.09	C30-31
Larynx	16	4.6	9.0	9.6	0.58	1.43	3	1.1	1.7	1.7	0.19	0.19	C32
Trachea, bronchus, and lung	14	4.0	7.9	8.2	0.31	0.90	9	3.3	5.1	3.3	0.21	0.21	C33-34
Other thoracic organs	2	0.6	1.1	1.2	0.14	0.14	3	1.1	1.7	1.5	0.12	0.12	C37-38
Bone	2	0.6	1.1	1.1	0.07	0.07	1	0.4	0.6	0.6	0.04	0.04	C40-41
Melanoma of skin	1	0.3	0.6	0.4	0.04	0.04	1	0.4	0.6	0.5	0.00	0.11	C43
Other skin	11		6.2	6.0	0.26	0.56	2		1.1	1.1	0.03	0.15	C44
Mesothelioma	0	0.0	0.0	0.0	0.00	0.00	0	0.0	0.0	0.0	0.00	0.00	C45
Kaposi sarcoma	0	0.0	0.0	0.0	0.00	0.00	0	0.0	0.0	0.0	0.00	0.00	C46
Connective and soft tissue	1	0.3	0.6	0.7	0.09	0.09	2	0.7	1.1	1.1	0.00	0.23	C47+C49
Breast	2	0.6	1.1	1.0	0.11	0.11	77	28.4	43.9	35.8	2.61	4.08	C50
Vulva							2	0.7	1.1	0.8	0.07	0.07	C51
Vagina							6	2.2	3.4	3.1	0.20	0.43	C52
Cervix uteri							29	10.7	16.5	13.4	1.04	1.39	C53
Corpus uteri							11	4.1	6.3	5.1	0.34	0.56	C54
Uterus unspecified							1	0.4	0.6	0.4	0.04	0.04	C55
Ovary							11	4.1	6.3	5.5	0.31	0.54	C56
Other female genital organs							0	0.0	0.0	0.0	0.00	0.00	C57
Placenta							0	0.0	0.0	0.0	0.00	0.00	C58
Penis	2	0.6	1.1	1.3	0.07	0.19							C60
Prostate	104	29.7	58.6	63.1	1.68	7.14							C61
Testis	2	0.6	1.1	1.1	0.10	0.10							C62
Other male genital organs	0	0.0	0.0	0.0	0.00	0.00							C63
Kidney	4	1.1	2.3	2.6	0.13	0.43	3	1.1	1.7	1.3	0.11	0.11	C64
Renal pelvis	0	0.0	0.0	0.0	0.00	0.00	0	0.0	0.0	0.0	0.00	0.00	C65
Ureter	0	0.0	0.0	0.0	0.00	0.00	0	0.0	0.0	0.0	0.00	0.00	C66
†Bladder	12	3.4	6.8	6.7	0.28	0.58	4	1.5	2.3	1.5	0.07	0.18	C67
Other urinary organs	0	0.0	0.0	0.0	0.00	0.00	1	0.4	0.6	0.4	0.03	0.03	C68
Eye	0	0.0	0.0	0.0	0.00	0.00	1	0.4	0.6	0.4	0.04	0.04	C69
Brain and nervous system	1	0.3	0.6	0.7	0.00	0.17	4	1.5	2.3	2.5	0.16	0.27	C70-72
Thyroid	0	0.0	0.0	0.0	0.00	0.00	7	2.6	4.0	3.8	0.33	0.33	C73
Adrenal gland	0	0.0	0.0	0.0	0.00	0.00	0	0.0	0.0	0.0	0.00	0.00	C74
Other endocrine	0	0.0	0.0	0.0	0.00	0.00	0	0.0	0.0	0.0	0.00	0.00	C75
Hodgkin lymphoma	1	0.3	0.6	0.4	0.04	0.04	1	0.4	0.6	0.6	0.04	0.04	C81
Non-Hodgkin lymphoma	13	3.7	7.3	7.6	0.69	1.03	14	5.2	8.0	7.4	0.38	0.94	C82-86,C96
Immunoproliferative diseases	0	0.0	0.0	0.0	0.00	0.00	0	0.0	0.0	0.0	0.00	0.00	C88
Multiple myeloma	2	0.6	1.1	1.5	0.09	0.22	3	1.1	1.7	1.7	0.18	0.18	C90
Lymphoid leukaemia	7	2.0	3.9	4.2	0.28	0.45	1	0.4	0.6	0.5	0.00	0.11	C91
Myeloid leukaemia	3	0.9	1.7	1.9	0.09	0.26	5	1.8	2.8	3.0	0.21	0.21	C92-94
Leukaemia unspecified	2	0.6	1.1	1.3	0.09	0.09	1	0.4	0.6	0.7	0.09	0.09	C95
Myeloproliferative disorders	0	0.0	0.0	0.0	0.00	0.00	0	0.0	0.0	0.0	0.00	0.00	MPD
Myelodysplastic syndromes	0	0.0	0.0	0.0	0.00	0.00	0	0.0	0.0	0.0	0.00	0.00	MDS
Other and unspecified	17	4.9	9.6	9.6	0.81	1.07	8	3.0	4.6	3.5	0.10	0.56	O&U
All sites	361		203.4	211.5	10.87	25.04	273		155.5	130.3	8.81	14.61	C00-96
All sites except C44	350	100.0	197.2	205.4	10.60	24.48	271	100.0	154.4	129.2	8.78	14.46	C00-96 exc. C44

† See note following population pyramid

South Africa, Eastern Cape

CONTRIBUTORS

Nontuthuzelo I.M. Somdyala
Nomfuneko Sithole
Ria Laubscher
Debbie Bradshaw



NOTES ON THE DATA

*No official mortality data. No DCO registrations.

20 major cancers, ASR (World) per 100 000

<i>Male</i>		<i>Female</i>	
Oesophagus	24.0	Cervix uteri	30.0
Prostate	10.3	Oesophagus	14.6
Kaposi sarcoma	6.0	Breast	12.7
Other and unspecified	4.5	Kaposi sarcoma	3.5
Trachea, bronchus, and lung	4.4	Ovary	2.3
Liver	3.9	Other and unspecified	2.1
Larynx	3.2	Corpus uteri	2.0
Mouth	2.9	Liver	1.6
Tongue	1.7	Colon	1.1
Non-Hodgkin lymphoma	1.6	Non-Hodgkin lymphoma	1.1
Stomach	1.4	Trachea, bronchus, and lung	1.0
Colon	1.4	Vulva	0.9
Rectum	1.1	Eye	0.9
Breast	1.0	Stomach	0.8
Penis	0.9	Uterus unspecified	0.7
Bone	0.9	Rectum	0.7
Non-melanoma skin cancer	0.8	Thyroid	0.6
Connective and soft tissue	0.8	Mouth	0.6
Tonsil	0.8	Connective and soft tissue	0.5
Pancreas	0.7	Melanoma of skin	0.5
All sites	78.3	All sites	82.7

*South Africa, Eastern Cape (2008–2012)

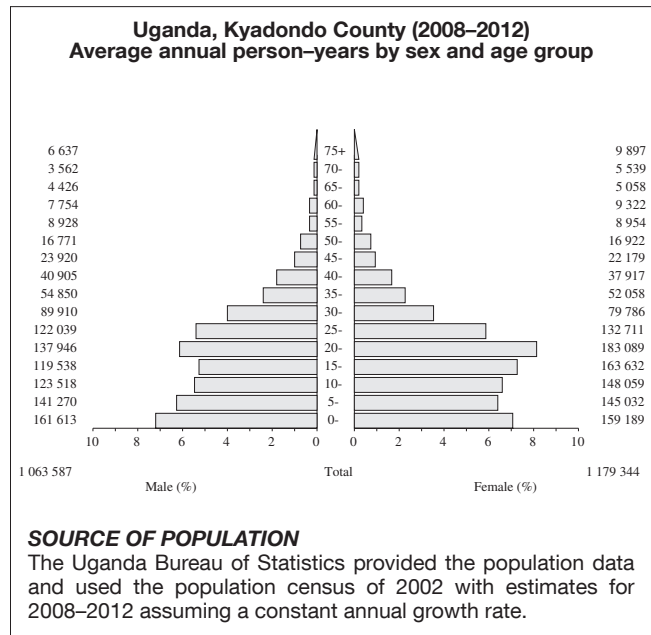
SITE	Male						Female						ICD-10
	No. cases	Freq. (%)	Crude rate (per 100 000)	ASR world	Cum. rates 0-64 (%)	0-74	No. cases	Freq. (%)	Crude rate (per 100 000)	ASR world	Cum. rates 0-64 (%)	0-74	
Lip	5	0.4	0.2	0.3	0.03	0.03	3	0.1	0.1	0.1	0.01	0.01	C00
Tongue	26	2.1	1.1	1.7	0.09	0.22	3	0.1	0.1	0.1	0.01	0.02	C01-02
Mouth	42	3.4	1.7	2.9	0.22	0.33	18	0.8	0.6	0.6	0.03	0.09	C03-06
Salivary glands	4	0.3	0.2	0.2	0.00	0.00	6	0.3	0.2	0.2	0.01	0.02	C07-08
Tonsil	12	1.0	0.5	0.8	0.08	0.08	3	0.1	0.1	0.1	0.01	0.01	C09
Other oropharynx	4	0.3	0.2	0.3	0.02	0.03	0	0.0	0.0	0.0	0.00	0.00	C10
Nasopharynx	2	0.2	0.1	0.1	0.02	0.02	2	0.1	0.1	0.1	0.01	0.01	C11
Hypopharynx	1	0.1	0.0	0.1	0.01	0.01	0	0.0	0.0	0.0	0.00	0.00	C12-13
Pharynx unspecified	2	0.2	0.1	0.1	0.02	0.02	1	0.0	0.0	0.0	0.00	0.01	C14
Oesophagus	374	30.6	15.1	24.0	1.52	2.84	410	19.3	14.2	14.6	0.84	1.82	C15
Stomach	21	1.7	0.8	1.4	0.08	0.15	24	1.1	0.8	0.8	0.05	0.09	C16
Small intestine	0	0.0	0.0	0.0	0.00	0.00	0	0.0	0.0	0.0	0.00	0.00	C17
Colon	20	1.6	0.8	1.4	0.09	0.14	30	1.4	1.0	1.1	0.06	0.13	C18
Rectum	16	1.3	0.6	1.1	0.07	0.09	19	0.9	0.7	0.7	0.04	0.07	C19-20
Anus	5	0.4	0.2	0.3	0.03	0.04	1	0.0	0.0	0.0	0.00	0.00	C21
Liver	61	5.0	2.5	3.9	0.25	0.40	43	2.0	1.5	1.6	0.09	0.20	C22
Gallbladder etc.	0	0.0	0.0	0.0	0.00	0.00	3	0.1	0.1	0.1	0.00	0.00	C23-24
Pancreas	11	0.9	0.4	0.7	0.03	0.10	10	0.5	0.3	0.4	0.03	0.05	C25
Nose, sinuses etc.	5	0.4	0.2	0.4	0.03	0.05	4	0.2	0.1	0.2	0.02	0.02	C30-31
Larynx	49	4.0	2.0	3.2	0.21	0.38	9	0.4	0.3	0.3	0.03	0.03	C32
Trachea, bronchus, and lung	69	5.6	2.8	4.4	0.27	0.53	28	1.3	1.0	1.0	0.07	0.13	C33-34
Other thoracic organs	0	0.0	0.0	0.0	0.00	0.00	0	0.0	0.0	0.0	0.00	0.00	C37-38
Bone	14	1.1	0.6	0.9	0.06	0.10	13	0.6	0.4	0.4	0.04	0.04	C40-41
Melanoma of skin	7	0.6	0.3	0.4	0.04	0.06	15	0.7	0.5	0.5	0.03	0.06	C43
Other skin	11		0.4	0.8	0.07	0.07	9		0.3	0.4	0.03	0.05	C44
Mesothelioma	0	0.0	0.0	0.0	0.00	0.00	1	0.0	0.0	0.0	0.00	0.01	C45
Kaposi sarcoma	88	7.2	3.6	6.0	0.47	0.53	80	3.8	2.8	3.5	0.28	0.28	C46
Connective and soft tissue	14	1.1	0.6	0.8	0.05	0.08	14	0.7	0.5	0.5	0.04	0.04	C47+C49
Breast	14	1.1	0.6	1.0	0.07	0.12	314	14.8	10.9	12.7	1.00	1.36	C50
Vulva							22	1.0	0.8	0.9	0.06	0.09	C51
Vagina							5	0.2	0.2	0.2	0.01	0.02	C52
Cervix uteri							744	35.1	25.7	30.0	2.25	3.45	C53
Corpus uteri							51	2.4	1.8	2.0	0.12	0.25	C54
Uterus unspecified							18	0.8	0.6	0.7	0.05	0.10	C55
Ovary							59	2.8	2.0	2.3	0.16	0.24	C56
Other female genital organs							0	0.0	0.0	0.0	0.00	0.00	C57
Placenta							11	0.5	0.4	0.5	0.04	0.04	C58
Penis	14	1.1	0.6	0.9	0.08	0.10							C60
Prostate	183	15.0	7.4	10.3	0.36	1.15							C61
Testis	7	0.6	0.3	0.4	0.03	0.03							C62
Other male genital organs	1	0.1	0.0	0.1	0.01	0.01							C63
Kidney	8	0.7	0.3	0.2	0.01	0.01	10	0.5	0.3	0.4	0.02	0.03	C64
Renal pelvis	0	0.0	0.0	0.0	0.00	0.00	0	0.0	0.0	0.0	0.00	0.00	C65
Ureter	1	0.1	0.0	0.1	0.01	0.01	0	0.0	0.0	0.0	0.00	0.00	C66
Bladder	9	0.7	0.4	0.6	0.06	0.06	6	0.3	0.2	0.2	0.01	0.03	C67
Other urinary organs	0	0.0	0.0	0.0	0.00	0.00	0	0.0	0.0	0.0	0.00	0.00	C68
Eye	12	1.0	0.5	0.6	0.04	0.04	20	0.9	0.7	0.9	0.07	0.08	C69
Brain and nervous system	4	0.3	0.2	0.2	0.01	0.01	9	0.4	0.3	0.3	0.03	0.03	C70-72
Thyroid	3	0.2	0.1	0.2	0.02	0.02	15	0.7	0.5	0.6	0.05	0.07	C73
Adrenal gland	0	0.0	0.0	0.0	0.00	0.00	0	0.0	0.0	0.0	0.00	0.00	C74
Other endocrine	0	0.0	0.0	0.0	0.00	0.00	0	0.0	0.0	0.0	0.00	0.00	C75
Hodgkin lymphoma	3	0.2	0.1	0.2	0.02	0.02	1	0.0	0.0	0.0	0.00	0.00	C81
Non-Hodgkin lymphoma	24	2.0	1.0	1.6	0.11	0.16	27	1.3	0.9	1.1	0.06	0.12	C82-86,C96
Immunoproliferative diseases	0	0.0	0.0	0.0	0.00	0.00	0	0.0	0.0	0.0	0.00	0.00	C88
Multiple myeloma	8	0.7	0.3	0.5	0.02	0.06	6	0.3	0.2	0.2	0.02	0.03	C90
Lymphoid leukaemia	5	0.4	0.2	0.3	0.03	0.04	0	0.0	0.0	0.0	0.00	0.00	C91
Myeloid leukaemia	0	0.0	0.0	0.0	0.00	0.00	0	0.0	0.0	0.0	0.00	0.00	C92-94
Leukaemia unspecified	6	0.5	0.2	0.2	0.02	0.02	6	0.3	0.2	0.2	0.01	0.01	C95
Myeloproliferative disorders	0	0.0	0.0	0.0	0.00	0.00	0	0.0	0.0	0.0	0.00	0.00	MPD
Myelodysplastic syndromes	0	0.0	0.0	0.0	0.00	0.00	0	0.0	0.0	0.0	0.00	0.00	MDS
Other and unspecified	69	5.6	2.8	4.5	0.29	0.58	57	2.7	2.0	2.1	0.15	0.20	O&U
All sites	1234		49.9	78.3	4.94	8.73	2130		73.6	82.7	5.85	9.30	C00-96
All sites except C44	1223	100.0	49.4	77.5	4.87	8.65	2121	100.0	73.3	82.4	5.81	9.25	C00-96 exc. C44

*See note following population pyramid

Uganda, Kyadondo County

CONTRIBUTORS

Henry R. Wabinga
Donald Maxwell Parkin
Sarah Nambooze
Mary Phoebe Amulen



NOTES ON THE DATA

*No official mortality data.

20 major cancers, ASR (World) per 100 000

<i>Male</i>		<i>Female</i>	
Prostate	46.6	Cervix uteri	49.1
Kaposi sarcoma	24.0	Breast	29.1
Oesophagus	21.1	Kaposi sarcoma	14.1
Liver	9.5	Oesophagus	11.7
Other and unspecified	7.2	Liver	8.1
Non-Hodgkin lymphoma	7.1	Other and unspecified	7.0
Stomach	5.9	Ovary	7.0
Colon	4.0	Non-Hodgkin lymphoma	5.5
Rectum	3.8	Corpus uteri	4.1
Eye	3.2	Colon	4.1
Non-melanoma skin cancer	2.9	Rectum	3.5
Trachea, bronchus, and lung	2.8	Stomach	3.2
Nasopharynx	2.7	Trachea, bronchus, and lung	3.1
Larynx	2.6	Eye	3.0
Mouth	2.3	Pancreas	2.1
Brain and nervous system	2.3	Thyroid	1.9
Pancreas	2.2	Non-melanoma skin cancer	1.8
Penis	2.2	Nasopharynx	1.8
Breast	2.1	Brain and nervous system	1.8
Bladder	2.0	Melanoma of skin	1.6
All sites	176.8	All sites	182.8

*Uganda, Kyadondo County (2008–2012)

SITE	Male						Female						ICD-10
	§No. cases	Freq. (%)	Crude rate (per 100 000)	ASR world	Cum. rates 0-64 (%)	0-74	§No. cases	Freq. (%)	Crude rate (per 100 000)	ASR world	Cum. rates 0-64 (%)	0-74	
Lip	5	0.1	0.1	0.4	0.02	0.05	0	0.0	0.0	0.0	0.00	0.00	C00
Tongue	22	0.6	0.4	1.2	0.08	0.17	13	0.3	0.2	0.6	0.06	0.06	C01-02
Mouth	42	1.2	0.8	2.3	0.15	0.31	20	0.5	0.3	1.1	0.03	0.16	C03-06
Salivary glands	22	0.6	0.4	1.0	0.07	0.12	12	0.3	0.2	0.3	0.03	0.03	C07-08
Tonsil	5	0.1	0.1	0.3	0.03	0.03	5	0.1	0.1	0.1	0.00	0.00	C09
Other oropharynx	7	0.2	0.1	0.4	0.04	0.04	4	0.1	0.1	0.2	0.02	0.02	C10
Nasopharynx	62	1.8	1.2	2.7	0.17	0.30	39	0.9	0.7	1.8	0.16	0.20	C11
Hypopharynx	7	0.2	0.1	0.5	0.05	0.05	3	0.1	0.1	0.2	0.00	0.04	C12-13
Pharynx unspecified	2	0.1	0.0	0.1	0.01	0.01	2	0.0	0.0	0.0	0.00	0.00	C14
Oesophagus	281	8.0	5.3	21.1	1.38	2.72	177	4.1	3.0	11.7	0.71	1.48	C15
Stomach	80	2.3	1.5	5.9	0.34	0.88	48	1.1	0.8	3.2	0.17	0.43	C16
Small intestine	3	0.1	0.1	0.1	0.00	0.00	3	0.1	0.1	0.1	0.02	0.02	C17
Colon	61	1.7	1.1	4.0	0.23	0.49	62	1.4	1.1	4.1	0.28	0.58	C18
Rectum	59	1.7	1.1	3.8	0.28	0.48	69	1.6	1.2	3.5	0.24	0.45	C19-20
Anus	4	0.1	0.1	0.3	0.03	0.03	6	0.1	0.1	0.2	0.01	0.01	C21
Liver	202	5.7	3.8	9.5	0.55	1.13	165	3.8	2.8	8.1	0.57	0.91	C22
Gallbladder etc.	2	0.1	0.0	0.1	0.00	0.00	3	0.1	0.1	0.1	0.00	0.00	C23-24
Pancreas	37	1.0	0.7	2.2	0.16	0.26	37	0.8	0.6	2.1	0.15	0.26	C25
Nose, sinuses etc.	19	0.5	0.4	0.8	0.07	0.07	11	0.3	0.2	0.5	0.05	0.05	C30-31
Larynx	34	1.0	0.6	2.6	0.19	0.32	9	0.2	0.2	0.5	0.01	0.08	C32
Trachea, bronchus, and lung	45	1.3	0.8	2.8	0.19	0.40	50	1.1	0.8	3.1	0.19	0.42	C33-34
Other thoracic organs	4	0.1	0.1	0.2	0.01	0.05	11	0.3	0.2	1.0	0.05	0.15	C37-38
Bone	59	1.7	1.1	1.5	0.10	0.16	49	1.1	0.8	0.8	0.06	0.06	C40-41
Melanoma of skin	16	0.5	0.3	1.2	0.07	0.17	29	0.7	0.5	1.6	0.13	0.17	C43
Other skin	61		1.1	2.9	0.20	0.36	52		0.9	1.8	0.15	0.19	C44
Mesothelioma	0	0.0	0.0	0.0	0.00	0.00	0	0.0	0.0	0.0	0.00	0.00	C45
Kaposi sarcoma	910	25.8	17.1	24.0	1.87	2.25	654	15.0	11.1	14.1	1.09	1.24	C46
Connective and soft tissue	66	1.9	1.2	1.8	0.10	0.17	60	1.4	1.0	1.5	0.13	0.13	C47+C49
Breast	30	0.9	0.6	2.1	0.14	0.29	623	14.3	10.6	29.1	2.37	3.16	C50
Vulva							28	0.6	0.5	1.1	0.09	0.13	C51
Vagina							11	0.3	0.2	0.5	0.04	0.04	C52
Cervix uteri							1081	24.8	18.3	49.1	3.91	5.52	C53
Corpus uteri							68	1.6	1.2	4.1	0.26	0.56	C54
Uterus unspecified							20	0.5	0.3	1.1	0.08	0.12	C55
Ovary							146	3.3	2.5	7.0	0.55	0.87	C56
Other female genital organs							0	0.0	0.0	0.0	0.00	0.00	C57
Placenta							32	0.7	0.5	0.5	0.04	0.04	C58
Penis	40	1.1	0.8	2.2	0.10	0.25							C60
Prostate	513	14.5	9.6	46.6	1.79	6.48							C61
Testis	12	0.3	0.2	0.3	0.02	0.02							C62
Other male genital organs	1	0.0	0.0	0.1	0.00	0.03							C63
Kidney	47	1.3	0.9	1.7	0.12	0.16	47	1.1	0.8	1.1	0.08	0.08	C64
Renal pelvis	0	0.0	0.0	0.0	0.00	0.00	0	0.0	0.0	0.0	0.00	0.00	C65
Ureter	1	0.0	0.0	0.1	0.00	0.00	0	0.0	0.0	0.0	0.00	0.00	C66
Bladder	32	0.9	0.6	2.0	0.15	0.20	27	0.6	0.5	1.5	0.07	0.17	C67
Other urinary organs	3	0.1	0.1	0.1	0.01	0.01	2	0.0	0.0	0.2	0.00	0.04	C68
Eye	107	3.0	2.0	3.2	0.21	0.31	126	2.9	2.1	3.0	0.24	0.24	C69
Brain and nervous system	55	1.6	1.0	2.3	0.18	0.24	54	1.2	0.9	1.8	0.14	0.18	C70-72
Thyroid	16	0.5	0.3	1.0	0.06	0.13	44	1.0	0.7	1.9	0.18	0.20	C73
Adrenal gland	0	0.0	0.0	0.0	0.00	0.00	0	0.0	0.0	0.0	0.00	0.00	C74
Other endocrine	3	0.1	0.1	0.2	0.03	0.03	0	0.0	0.0	0.0	0.00	0.00	C75
Hodgkin lymphoma	66	1.9	1.2	1.9	0.10	0.22	54	1.2	0.9	1.3	0.08	0.14	C81
Non-Hodgkin lymphoma	256	7.3	4.8	7.1	0.47	0.69	204	4.7	3.5	5.5	0.39	0.50	C82-86,C96
Immunoproliferative diseases	0	0.0	0.0	0.0	0.00	0.00	0	0.0	0.0	0.0	0.00	0.00	C88
Multiple myeloma	23	0.7	0.4	1.9	0.11	0.26	23	0.5	0.4	1.4	0.10	0.18	C90
Lymphoid leukaemia	33	0.9	0.6	0.9	0.04	0.09	25	0.6	0.4	1.0	0.06	0.14	C91
Myeloid leukaemia	33	0.9	0.6	1.2	0.05	0.14	33	0.8	0.6	1.0	0.07	0.11	C92-94
Leukaemia unspecified	49	1.4	0.9	1.1	0.07	0.10	35	0.8	0.6	1.2	0.09	0.15	C95
Myeloproliferative disorders	1	0.0	0.0	0.0	0.00	0.00	0	0.0	0.0	0.0	0.00	0.00	MPD
Myelodysplastic syndromes	0	0.0	0.0	0.0	0.00	0.00	0	0.0	0.0	0.0	0.00	0.00	MDS
Other and unspecified	149	4.2	2.8	7.2	0.44	0.86	138	3.2	2.3	7.0	0.40	0.89	O&U
All sites	3587		67.5	176.8	10.54	21.56	4414		74.9	182.8	13.56	20.61	C00-96
All sites except C44	3526	100.0	66.3	173.9	10.33	21.20	4362	100.0	74.0	181.0	13.41	20.41	C00-96 exc. C44

§Includes 56 cases of unknown age

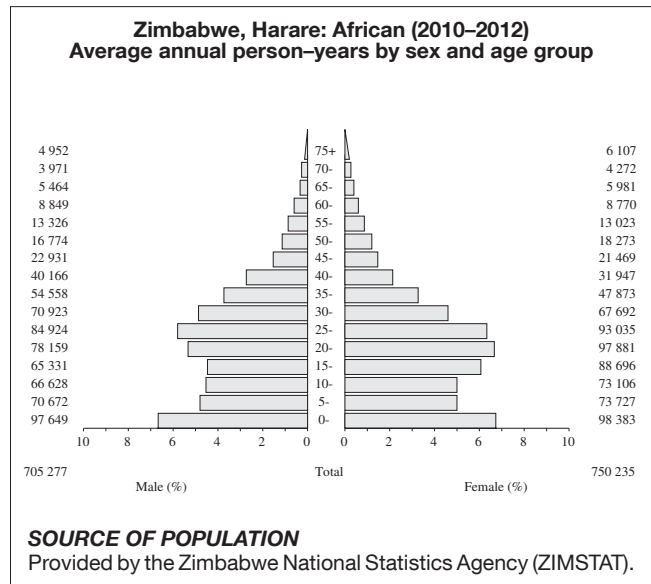
§Includes 54 cases of unknown age

*See note following population pyramid

Zimbabwe, Harare: African

CONTRIBUTORS

M.Z. Borok
E. Chokunonga
R. Makunike-Mutasa
Z.M. Chirenje
N. Ndlovu
A.M. Nyakabau



NOTES ON THE DATA

*No official mortality data. †C67 (bladder cancer) includes neoplasms of uncertain or unknown behaviour together with invasive cancers.

20 major cancers, ASR (World) per 100 000

<i>Male</i>		<i>Female</i>	
Prostate	84.9	Cervix uteri	86.1
Kaposi sarcoma	21.8	Breast	41.4
Stomach	17.6	Stomach	16.0
Non-Hodgkin lymphoma	16.1	Oesophagus	12.5
Oesophagus	15.5	Kaposi sarcoma	11.8
Trachea, bronchus, and lung	13.7	Non-Hodgkin lymphoma	11.8
Liver	11.7	Liver	9.4
Other and unspecified	9.9	Other and unspecified	9.2
Colon	7.4	Colon	7.0
Non-melanoma skin cancer	6.6	Ovary	6.9
Bladder	5.8	Corpus uteri	6.9
Rectum	5.5	Non-melanoma skin cancer	6.4
Larynx	5.4	Eye	5.8
Eye	4.8	Pancreas	5.2
Pancreas	4.5	Thyroid	4.9
Multiple myeloma	3.7	Bladder	4.8
Brain and nervous system	2.9	Rectum	4.7
Kidney	2.9	Trachea, bronchus, and lung	4.5
Connective and soft tissue	1.9	Melanoma of skin	4.4
Penis	1.8	Connective and soft tissue	4.3
All sites	263.9	All sites	296.0

*Zimbabwe, Harare: African (2010–2012)

SITE	Male						Female						ICD-10
	§No. cases	Freq. (%)	Crude rate (per 100 000)	ASR world	Cum. rates 0-64 (%)	0-74 (%)	§No. cases	Freq. (%)	Crude rate (per 100 000)	ASR world	Cum. rates 0-64 (%)	0-74 (%)	
Lip	0	0.0	0.0	0.0	0.00	0.00	1	0.0	0.1	0.1	0.00	0.00	C00
Tongue	10	0.4	0.4	1.1	0.07	0.11	6	0.2	0.4	0.5	0.05	0.05	C01-02
Mouth	13	0.5	0.6	1.4	0.06	0.18	9	0.3	0.6	1.3	0.06	0.17	C03-06
Salivary glands	15	0.6	0.7	1.4	0.06	0.17	12	0.4	0.8	1.0	0.09	0.12	C07-08
Tonsil	0	0.0	0.0	0.0	0.00	0.00	1	0.0	0.1	0.1	0.00	0.00	C09
Other oropharynx	7	0.3	0.3	0.6	0.05	0.10	5	0.2	0.4	0.4	0.02	0.06	C10
Nasopharynx	19	0.8	0.8	1.5	0.12	0.19	8	0.3	0.6	0.7	0.05	0.07	C11
Hypopharynx	1	0.0	0.0	0.2	0.00	0.04	0	0.0	0.0	0.0	0.00	0.00	C12-13
Pharynx unspecified	1	0.0	0.0	0.2	0.00	0.03	1	0.0	0.1	0.1	0.01	0.01	C14
Oesophagus	128	5.3	5.7	15.5	0.61	1.96	110	3.5	7.8	12.5	0.65	1.50	C15
Stomach	137	5.7	6.1	17.6	0.74	2.31	133	4.2	9.4	16.0	0.64	2.26	C16
Small intestine	4	0.2	0.2	0.3	0.03	0.03	3	0.1	0.2	0.3	0.00	0.00	C17
Colon	63	2.6	2.8	7.4	0.30	0.92	61	1.9	4.3	7.0	0.46	0.80	C18
Rectum	46	1.9	2.0	5.5	0.25	0.76	48	1.5	3.4	4.7	0.23	0.53	C19-20
Anus	14	0.6	0.6	1.4	0.07	0.21	16	0.5	1.1	1.5	0.10	0.13	C21
Liver	122	5.0	5.4	11.7	0.54	1.38	85	2.7	6.0	9.4	0.51	1.04	C22
Gallbladder etc.	14	0.6	0.6	1.7	0.04	0.13	14	0.4	1.0	1.6	0.06	0.14	C23-24
Pancreas	32	1.3	1.4	4.5	0.16	0.56	40	1.3	2.8	5.2	0.23	0.66	C25
Nose, sinuses etc.	12	0.5	0.5	1.3	0.08	0.16	6	0.2	0.4	0.5	0.04	0.04	C30-31
Larynx	40	1.7	1.8	5.4	0.28	0.71	2	0.1	0.1	0.2	0.01	0.01	C32
Trachea, bronchus, and lung	103	4.3	4.6	13.7	0.58	1.61	39	1.2	2.8	4.5	0.19	0.62	C33-34
Other thoracic organs	5	0.2	0.2	0.6	0.01	0.07	3	0.1	0.2	0.4	0.01	0.08	C37-38
Bone	28	1.2	1.2	1.4	0.09	0.13	26	0.8	1.8	2.0	0.12	0.23	C40-41
Melanoma of skin	18	0.7	0.8	1.8	0.10	0.22	39	1.2	2.8	4.4	0.17	0.50	C43
Other skin	70		3.1	6.6	0.33	0.70	74		5.2	6.4	0.25	0.79	C44
Mesothelioma	3	0.1	0.1	0.5	0.00	0.06	0	0.0	0.0	0.0	0.00	0.00	C45
Kaposi sarcoma	350	14.5	15.6	21.8	1.55	2.17	224	7.1	15.9	11.8	0.85	1.04	C46
Connective and soft tissue	29	1.2	1.3	1.9	0.14	0.14	50	1.6	3.5	4.3	0.35	0.48	C47+C49
Breast	15	0.6	0.7	1.8	0.07	0.18	437	13.9	30.9	41.4	3.01	5.09	C50
Vulva							43	1.4	3.0	3.3	0.22	0.33	C51
Vagina							6	0.2	0.4	0.5	0.05	0.05	C52
Cervix uteri							906	28.8	64.2	86.1	6.12	10.00	C53
Corpus uteri							55	1.7	3.9	6.9	0.36	0.83	C54
Uterus unspecified							28	0.9	2.0	3.4	0.18	0.42	C55
Ovary							79	2.5	5.6	6.9	0.45	0.83	C56
Other female genital organs							2	0.1	0.1	0.2	0.02	0.02	C57
Placenta							21	0.7	1.5	0.9	0.06	0.10	C58
Penis	24	1.0	1.1	1.8	0.17	0.17							C60
Prostate	559	23.1	24.8	84.9	1.65	11.28							C61
Testis	3	0.1	0.1	0.4	0.00	0.06							C62
Other male genital organs	1	0.0	0.0	0.1	0.01	0.01							C63
Kidney	30	1.2	1.3	2.9	0.15	0.35	24	0.8	1.7	1.3	0.09	0.09	C64
Renal pelvis	0	0.0	0.0	0.0	0.00	0.00	1	0.0	0.1	0.0	0.00	0.00	C65
Ureter	0	0.0	0.0	0.0	0.00	0.00	0	0.0	0.0	0.0	0.00	0.00	C66
†Bladder	43	1.8	1.9	5.8	0.16	0.68	45	1.4	3.2	4.8	0.29	0.53	C67
Other urinary organs	1	0.0	0.0	0.1	0.00	0.00	1	0.0	0.1	0.1	0.01	0.01	C68
Eye	80	3.3	3.6	4.8	0.39	0.47	89	2.8	6.3	5.8	0.46	0.52	C69
Brain and nervous system	43	1.8	1.9	2.9	0.17	0.32	50	1.6	3.5	3.5	0.28	0.31	C70-72
Thyroid	6	0.2	0.3	0.6	0.01	0.01	44	1.4	3.1	4.9	0.27	0.67	C73
Adrenal gland	3	0.1	0.1	0.1	0.01	0.01	1	0.0	0.1	0.0	0.00	0.00	C74
Other endocrine	0	0.0	0.0	0.0	0.00	0.00	2	0.1	0.1	0.2	0.01	0.04	C75
Hodgkin lymphoma	15	0.6	0.7	0.6	0.04	0.04	11	0.3	0.8	0.8	0.05	0.09	C81
Non-Hodgkin lymphoma	205	8.5	9.1	16.1	1.08	1.82	186	5.9	13.2	11.8	0.92	1.08	C82-86,C96
Immunoproliferative diseases	3	0.1	0.1	0.3	0.01	0.05	5	0.2	0.4	0.5	0.05	0.05	C88
Multiple myeloma	31	1.3	1.4	3.7	0.18	0.39	33	1.0	2.3	4.0	0.21	0.62	C90
Lymphoid leukaemia	11	0.5	0.5	0.7	0.04	0.04	16	0.5	1.1	1.2	0.05	0.13	C91
Myeloid leukaemia	22	0.9	1.0	1.8	0.12	0.20	19	0.6	1.3	1.5	0.12	0.15	C92-94
Leukaemia unspecified	21	0.9	0.9	1.2	0.10	0.10	8	0.3	0.6	0.5	0.02	0.05	C95
Myeloproliferative disorders	0	0.0	0.0	0.0	0.00	0.00	0	0.0	0.0	0.0	0.00	0.00	MPD
Myelodysplastic syndromes	0	0.0	0.0	0.0	0.00	0.00	0	0.0	0.0	0.0	0.00	0.00	MDS
Other and unspecified	92	3.8	4.1	9.9	0.56	1.21	91	2.9	6.4	9.2	0.46	1.01	O&U
All sites	2492		110.7	263.9	11.27	31.88	3219		228.0	296.0	18.92	34.31	C00-96
All sites except C44	2422	100.0	107.6	257.3	10.94	31.17	3145	100.0	222.7	289.6	18.66	33.52	C00-96 exc. C44

§Includes 172 cases of unknown age

§Includes 109 cases of unknown age

†*See note following population pyramid