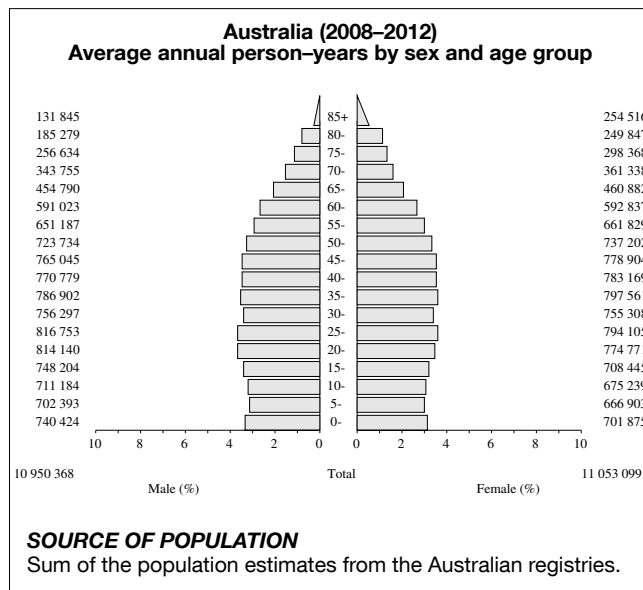


Australia

CONTRIBUTORS

Wendy Thompson
John Uesi
Maria Arcorace
Shu Qin Li
Xiao Hua Zhang
Vincent He
John Condon
Lindy Garling
Joanne Aitken
Carly Scott
Katina D'Onise
Brian Stokes
Alison Venn
Tim Albion
Peter Otahl
Helen Farrugia
Vicky Thursfield
Jodi Nicholls
Timothy Threlfall
Judith Thompson



NOTES ON THE DATA

†C67 (bladder cancer) includes neoplasms of uncertain or unknown behaviour together with invasive cancers.

20 major cancers, ASR (World) per 100 000

<i>Male</i>		<i>Female</i>	
Prostate	120.0	Breast	86.7
Melanoma of skin	40.4	Melanoma of skin	28.6
Trachea, bronchus, and lung	33.1	Colon	22.0
Colon	27.1	Trachea, bronchus, and lung	21.0
Rectum	17.6	Corpus uteri	12.4
Non-Hodgkin lymphoma	15.0	Thyroid	11.8
Kidney	11.1	Non-Hodgkin lymphoma	10.1
Bladder	9.5	Rectum	9.5
Other and unspecified	8.1	Ovary	7.5
Pancreas	7.6	Other and unspecified	6.3
Stomach	7.1	Kidney	5.8
Lymphoid leukaemia	7.0	Pancreas	5.7
Brain and nervous system	6.8	Cervix uteri	5.6
Liver	6.4	Brain and nervous system	4.8
Testis	6.3	Lymphoid leukaemia	4.1
Oesophagus	5.4	Myeloid leukaemia	3.7
Myeloid leukaemia	5.3	Stomach	3.2
Multiple myeloma	4.9	Multiple myeloma	3.2
Lip	4.4	Bladder	2.5
Thyroid	4.0	Hodgkin lymphoma	2.1
All sites	388.2	All sites	284.5

Australia (2008–2012)

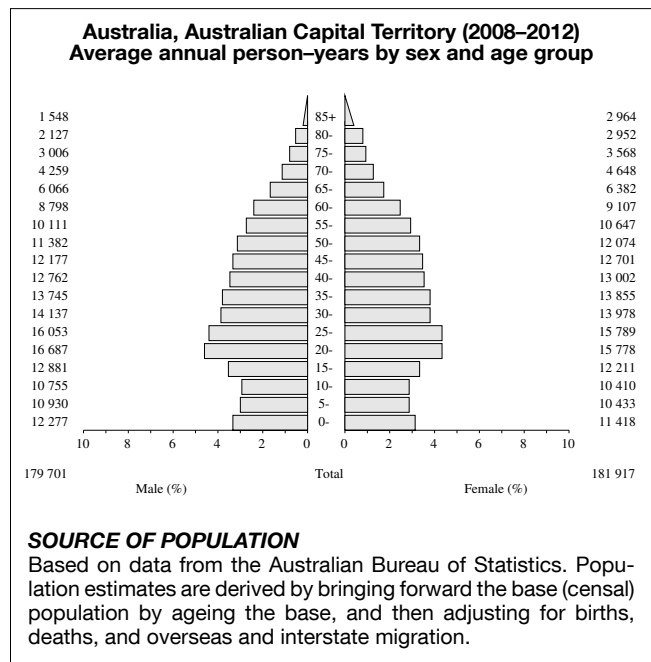
SITE	Male						Female						ICD-10
	No. cases	Freq. (%)	Crude rate (per 100 000)	ASR world	Cum. rates 0-64 (%)	0-74	No. cases	Freq. (%)	Crude rate (per 100 000)	ASR world	Cum. rates 0-64 (%)	0-74	
Lip	3491	1.0	3.2	4.4	0.29	0.48	1294	0.5	1.2	1.3	0.07	0.14	C00
Tongue	2334	0.7	2.1	2.9	0.21	0.36	1109	0.4	1.0	1.2	0.08	0.14	C01-02
Mouth	1723	0.5	1.6	2.1	0.14	0.26	1072	0.4	1.0	1.1	0.06	0.13	C03-06
Salivary glands	818	0.2	0.7	1.0	0.06	0.10	614	0.2	0.6	0.7	0.05	0.07	C07-08
Tonsil	1644	0.5	1.5	2.1	0.18	0.25	351	0.1	0.3	0.4	0.03	0.05	C09
Other oropharynx	380	0.1	0.3	0.5	0.04	0.06	113	0.0	0.1	0.1	0.01	0.02	C10
Nasopharynx	475	0.1	0.4	0.7	0.05	0.07	178	0.1	0.2	0.2	0.02	0.02	C11
Hypopharynx	646	0.2	0.6	0.7	0.04	0.10	131	0.1	0.1	0.1	0.01	0.02	C12-13
Pharynx unspecified	279	0.1	0.3	0.3	0.02	0.04	74	0.0	0.1	0.1	0.00	0.01	C14
Oesophagus	4837	1.4	4.4	5.4	0.28	0.65	2004	0.8	1.8	1.7	0.06	0.19	C15
Stomach	6648	2.0	6.1	7.1	0.34	0.82	3518	1.4	3.2	3.2	0.15	0.36	C16
Small intestine	1331	0.4	1.2	1.6	0.10	0.18	1018	0.4	0.9	1.1	0.06	0.13	C17
Colon	25286	7.5	23.1	27.1	1.17	3.17	24000	9.3	21.7	22.0	0.99	2.52	C18
Rectum	15364	4.6	14.0	17.6	0.99	2.15	9107	3.5	8.2	9.5	0.57	1.11	C19-20
Anus	751	0.2	0.7	0.9	0.06	0.10	1106	0.4	1.0	1.2	0.09	0.14	C21
Liver	5561	1.6	5.1	6.4	0.39	0.75	2098	0.8	1.9	2.1	0.10	0.23	C22
Gallbladder etc.	1677	0.5	1.5	1.7	0.07	0.19	2027	0.8	1.8	1.7	0.07	0.20	C23-24
Pancreas	7124	2.1	6.5	7.6	0.34	0.88	6606	2.6	6.0	5.7	0.24	0.63	C25
Nose, sinuses etc.	572	0.2	0.5	0.7	0.04	0.08	311	0.1	0.3	0.3	0.02	0.04	C30-31
Larynx	2560	0.8	2.3	2.9	0.16	0.37	357	0.1	0.3	0.4	0.02	0.05	C32
Trachea, bronchus, and lung	31632	9.4	28.9	33.1	1.32	3.96	21447	8.3	19.4	21.0	1.03	2.63	C33-34
Other thoracic organs	313	0.1	0.3	0.4	0.03	0.04	219	0.1	0.2	0.3	0.02	0.03	C37-38
Bone	668	0.2	0.6	1.1	0.07	0.09	439	0.2	0.4	0.7	0.05	0.06	C40-41
Melanoma of skin	33908	10.1	31.0	40.4	2.44	4.53	23949	9.3	21.7	28.6	1.98	3.07	C43
Other skin	1693		1.5	1.8	0.08	0.18	993		0.9	0.9	0.04	0.09	C44
Mesothelioma	2859	0.8	2.6	2.9	0.09	0.34	614	0.2	0.6	0.6	0.03	0.07	C45
Kaposi sarcoma	251	0.1	0.2	0.3	0.02	0.03	64	0.0	0.1	0.0	0.00	0.00	C46
Connective and soft tissue	2034	0.6	1.9	2.6	0.15	0.25	1417	0.5	1.3	1.8	0.11	0.17	C47+C49
Breast	588	0.2	0.5	0.7	0.04	0.08	72081	27.9	65.2	86.7	6.40	9.93	C50
Vulva							1574	0.6	1.4	1.6	0.10	0.17	C51
Vagina							360	0.1	0.3	0.4	0.02	0.04	C52
Cervix uteri							4037	1.6	3.7	5.6	0.43	0.53	C53
Corpus uteri							10807	4.2	9.8	12.4	0.86	1.56	C54
Uterus unspecified							453	0.2	0.4	0.5	0.03	0.05	C55
Ovary							6761	2.6	6.1	7.5	0.48	0.84	C56
Other female genital organs							681	0.3	0.6	0.7	0.04	0.09	C57
Placenta							52	0.0	0.0	0.1	0.01	0.01	C58
Penis	441	0.1	0.4	0.5	0.03	0.06							C60
Prostate	104675	31.0	95.6	120.0	6.41	15.91							C61
Testis	3734	1.1	3.4	6.3	0.47	0.49							C62
Other male genital organs	141	0.0	0.1	0.2	0.01	0.02							C63
Kidney	9187	2.7	8.4	11.1	0.71	1.30	5142	2.0	4.7	5.8	0.35	0.66	C64
Renal pelvis	740	0.2	0.7	0.8	0.03	0.09	684	0.3	0.6	0.5	0.01	0.06	C65
Ureter	406	0.1	0.4	0.4	0.01	0.04	270	0.1	0.2	0.2	0.00	0.02	C66
†Bladder	9692	2.9	8.9	9.5	0.31	1.00	3129	1.2	2.8	2.5	0.09	0.27	C67
Other urinary organs	160	0.0	0.1	0.2	0.00	0.01	70	0.0	0.1	0.1	0.00	0.01	C68
Eye	749	0.2	0.7	1.0	0.06	0.11	542	0.2	0.5	0.7	0.04	0.07	C69
Brain and nervous system	4970	1.5	4.5	6.8	0.42	0.70	3660	1.4	3.3	4.8	0.30	0.48	C70-72
Thyroid	2933	0.9	2.7	4.0	0.30	0.42	8353	3.2	7.6	11.8	0.94	1.17	C73
Adrenal gland	206	0.1	0.2	0.4	0.02	0.03	190	0.1	0.2	0.4	0.02	0.03	C74
Other endocrine	96	0.0	0.1	0.2	0.01	0.01	56	0.0	0.1	0.1	0.01	0.01	C75
Hodgkin lymphoma	1647	0.5	1.5	2.7	0.18	0.22	1277	0.5	1.2	2.1	0.14	0.17	C81
Non-Hodgkin lymphoma	12565	3.7	11.5	15.0	0.85	1.66	9581	3.7	8.7	10.1	0.59	1.13	C82-86,C96
Immunoproliferative diseases	714	0.2	0.7	0.8	0.04	0.09	608	0.2	0.6	0.6	0.04	0.07	C88
Multiple myeloma	4500	1.3	4.1	4.9	0.24	0.57	3333	1.3	3.0	3.2	0.16	0.39	C90
Lymphoid leukaemia	5244	1.6	4.8	7.0	0.36	0.70	3214	1.2	2.9	4.1	0.21	0.38	C91
Myeloid leukaemia	4499	1.3	4.1	5.3	0.26	0.52	3394	1.3	3.1	3.7	0.20	0.37	C92-94
Leukaemia unspecified	182	0.1	0.2	0.2	0.01	0.01	150	0.1	0.1	0.1	0.00	0.01	C95
Myeloproliferative disorders	2110	0.6	1.9	2.4	0.13	0.26	1921	0.7	1.7	2.0	0.11	0.21	MPD
Myelodysplastic syndromes	3928	1.2	3.6	3.6	0.08	0.33	2560	1.0	2.3	1.9	0.06	0.18	MDS
Other and unspecified	7899	2.3	7.2	8.1	0.33	0.81	7761	3.0	7.0	6.3	0.25	0.61	O&U
All sites	338865		309.5	388.2	20.49	45.92	258931		234.3	284.5	17.85	31.82	C00-96
All sites except C44	337172	100.0	307.9	386.5	20.41	45.75	257938	100.0	233.4	283.6	17.81	31.73	C00-96 exc. C44

† See note following population pyramid

Australia, Australian Capital Territory

CONTRIBUTORS

Wendy Thompson
John Uesi
Maria Arcorace



20 major cancers, ASR (World) per 100 000

<i>Male</i>		<i>Female</i>	
Prostate	119.8	Breast	98.9
Melanoma of skin	32.8	Colon	24.8
Colon	25.6	Melanoma of skin	20.7
Trachea, bronchus, and lung	19.9	Trachea, bronchus, and lung	17.8
Rectum	17.2	Non-Hodgkin lymphoma	11.1
Non-Hodgkin lymphoma	14.7	Corpus uteri	10.8
Kidney	10.9	Thyroid	10.4
Lymphoid leukaemia	8.3	Rectum	8.4
Other and unspecified	7.6	Ovary	6.5
Pancreas	7.1	Other and unspecified	5.8
Bladder	6.7	Pancreas	5.5
Stomach	6.7	Lymphoid leukaemia	5.4
Brain and nervous system	6.0	Kidney	5.0
Testis	5.4	Myeloid leukaemia	5.0
Liver	5.2	Brain and nervous system	4.2
Thyroid	4.1	Cervix uteri	3.7
Oesophagus	4.0	Multiple myeloma	2.7
Multiple myeloma	3.9	Hodgkin lymphoma	2.5
Myeloid leukaemia	3.4	Stomach	2.3
Mesothelioma	3.1	Liver	2.1
All sites	342.7	All sites	276.9

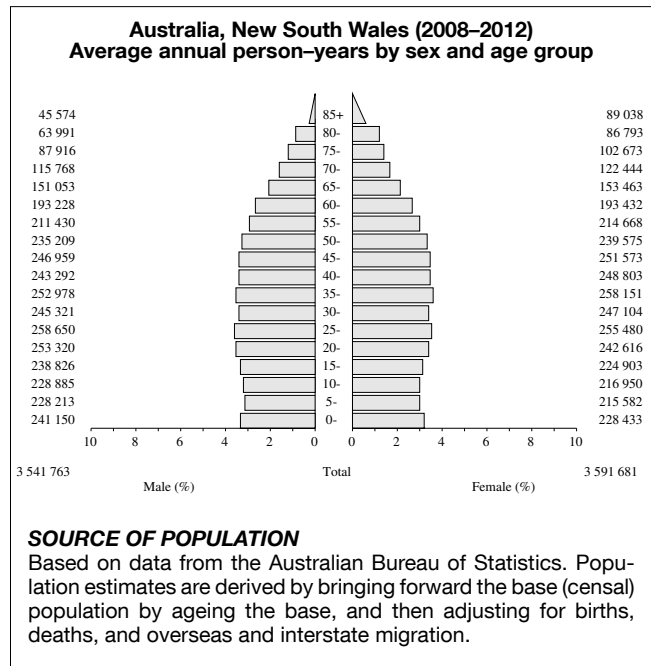
Australia, Australian Capital Territory (2008–2012)

SITE	Male						Female						ICD-10
	No. cases	Freq. (%)	Crude rate (per 100 000)	ASR world	Cum. rates 0-64 (%)	0-74 (%)	No. cases	Freq. (%)	Crude rate (per 100 000)	ASR world	Cum. rates 0-64 (%)	0-74 (%)	
Lip	22	0.5	1.2	1.9	0.16	0.20	3	0.1	0.2	0.3	0.03	0.03	C00
Tongue	27	0.7	1.5	2.4	0.17	0.31	13	0.4	0.7	1.0	0.10	0.10	C01-02
Mouth	13	0.3	0.7	1.2	0.07	0.15	16	0.4	0.9	1.3	0.09	0.17	C03-06
Salivary glands	13	0.3	0.7	1.0	0.06	0.09	7	0.2	0.4	0.6	0.06	0.06	C07-08
Tonsil	14	0.3	0.8	1.2	0.12	0.14	4	0.1	0.2	0.3	0.02	0.02	C09
Other oropharynx	2	0.0	0.1	0.2	0.02	0.02	1	0.0	0.1	0.1	0.01	0.01	C10
Nasopharynx	9	0.2	0.5	0.8	0.05	0.09	1	0.0	0.1	0.1	0.01	0.01	C11
Hypopharynx	6	0.1	0.3	0.5	0.03	0.05	3	0.1	0.2	0.3	0.02	0.04	C12-13
Pharynx unspecified	2	0.0	0.1	0.2	0.01	0.03	1	0.0	0.1	0.1	0.00	0.02	C14
Oesophagus	50	1.2	2.8	4.0	0.24	0.45	17	0.5	0.9	1.4	0.07	0.21	C15
Stomach	83	2.0	4.6	6.7	0.27	0.83	31	0.9	1.7	2.3	0.12	0.25	C16
Small intestine	16	0.4	0.9	1.3	0.07	0.12	19	0.5	1.0	1.5	0.07	0.18	C17
Colon	316	7.7	17.6	25.6	1.09	2.88	361	10.0	19.8	24.8	1.06	2.74	C18
Rectum	208	5.1	11.6	17.2	0.99	2.06	113	3.1	6.2	8.4	0.47	0.93	C19-20
Anus	11	0.3	0.6	0.9	0.04	0.10	9	0.3	0.5	0.7	0.06	0.09	C21
Liver	62	1.5	3.5	5.2	0.32	0.58	28	0.8	1.5	2.1	0.10	0.18	C22
Gallbladder etc.	19	0.5	1.1	1.4	0.04	0.15	23	0.6	1.3	1.5	0.07	0.18	C23-24
Pancreas	89	2.2	5.0	7.1	0.27	0.84	87	2.4	4.8	5.5	0.20	0.58	C25
Nose, sinuses etc.	7	0.2	0.4	0.5	0.03	0.05	6	0.2	0.3	0.5	0.03	0.07	C30-31
Larynx	12	0.3	0.7	1.0	0.07	0.13	4	0.1	0.2	0.3	0.02	0.04	C32
Trachea, bronchus, and lung	247	6.0	13.7	19.9	0.78	2.54	250	7.0	13.7	17.8	0.78	2.22	C33-34
Other thoracic organs	5	0.1	0.3	0.5	0.04	0.04	2	0.1	0.1	0.2	0.01	0.03	C37-38
Bone	6	0.1	0.3	0.6	0.03	0.05	4	0.1	0.2	0.4	0.03	0.03	C40-41
Melanoma of skin	393	9.6	21.9	32.8	1.76	3.60	265	7.4	14.6	20.7	1.48	2.15	C43
Other skin	1		0.1	0.0	0.00	0.00	1		0.1	0.1	0.01	0.01	C44
Mesothelioma	38	0.9	2.1	3.1	0.10	0.42	8	0.2	0.4	0.6	0.06	0.08	C45
Kaposi sarcoma	3	0.1	0.2	0.3	0.02	0.04	1	0.0	0.1	0.0	0.00	0.00	C46
Connective and soft tissue	27	0.7	1.5	2.4	0.11	0.23	16	0.4	0.9	1.5	0.06	0.12	C47+C49
Breast	8	0.2	0.4	0.7	0.04	0.10	1231	34.3	67.7	98.9	7.20	11.31	C50
Vulva							14	0.4	0.8	1.0	0.07	0.09	C51
Vagina							7	0.2	0.4	0.5	0.03	0.07	C52
Cervix uteri							43	1.2	2.4	3.7	0.26	0.39	C53
Corpus uteri							141	3.9	7.8	10.8	0.74	1.41	C54
Uterus unspecified							6	0.2	0.3	0.5	0.05	0.07	C55
Ovary							87	2.4	4.8	6.5	0.42	0.76	C56
Other female genital organs							10	0.3	0.5	0.8	0.07	0.09	C57
Placenta							1	0.0	0.1	0.1	0.01	0.01	C58
Penis	8	0.2	0.4	0.6	0.04	0.04							C60
Prostate	1406	34.4	78.2	119.8	6.33	16.10							C61
Testis	57	1.4	3.2	5.4	0.41	0.43							C62
Other male genital organs	4	0.1	0.2	0.4	0.02	0.06							C63
Kidney	129	3.2	7.2	10.9	0.56	1.30	69	1.9	3.8	5.0	0.33	0.60	C64
Renal pelvis	14	0.3	0.8	1.2	0.03	0.15	9	0.3	0.5	0.6	0.00	0.09	C65
Ureter	6	0.1	0.3	0.4	0.01	0.05	3	0.1	0.2	0.2	0.01	0.03	C66
Bladder	92	2.3	5.1	6.7	0.19	0.57	30	0.8	1.6	1.7	0.09	0.14	C67
Other urinary organs	0	0.0	0.0	0.0	0.00	0.00	3	0.1	0.2	0.1	0.00	0.00	C68
Eye	8	0.2	0.4	0.6	0.04	0.06	4	0.1	0.2	0.3	0.02	0.04	C69
Brain and nervous system	61	1.5	3.4	6.0	0.40	0.57	45	1.3	2.5	4.2	0.27	0.41	C70-72
Thyroid	44	1.1	2.4	4.1	0.26	0.43	120	3.3	6.6	10.4	0.83	1.10	C73
Adrenal gland	1	0.0	0.1	0.1	0.01	0.01	2	0.1	0.1	0.2	0.01	0.01	C74
Other endocrine	2	0.0	0.1	0.2	0.01	0.01	2	0.1	0.1	0.2	0.02	0.02	C75
Hodgkin lymphoma	14	0.3	0.8	1.4	0.11	0.13	25	0.7	1.4	2.5	0.18	0.19	C81
Non-Hodgkin lymphoma	171	4.2	9.5	14.7	0.84	1.66	147	4.1	8.1	11.1	0.60	1.20	C82-86,C96
Immunoproliferative diseases	12	0.3	0.7	1.0	0.04	0.12	14	0.4	0.8	1.1	0.05	0.14	C88
Multiple myeloma	49	1.2	2.7	3.9	0.26	0.38	40	1.1	2.2	2.7	0.13	0.33	C90
Lymphoid leukaemia	92	2.3	5.1	8.3	0.38	0.85	54	1.5	3.0	5.4	0.27	0.44	C91
Myeloid leukaemia	41	1.0	2.3	3.4	0.14	0.33	50	1.4	2.7	5.0	0.28	0.54	C92-94
Leukaemia unspecified	5	0.1	0.3	0.4	0.00	0.06	4	0.1	0.2	0.2	0.01	0.03	C95
Myeloproliferative disorders	25	0.6	1.4	2.0	0.12	0.23	19	0.5	1.0	1.4	0.11	0.13	MPD
Myelodysplastic syndromes	37	0.9	2.1	3.0	0.10	0.28	28	0.8	1.5	1.8	0.06	0.19	MDS
Other and unspecified	100	2.4	5.6	7.6	0.28	0.62	93	2.6	5.1	5.8	0.28	0.65	O&U
All sites	4087		227.4	342.7	17.56	40.75	3595		197.6	276.9	17.40	30.95	C00-96
All sites except C44	4086	100.0	227.4	342.7	17.56	40.75	3594	100.0	197.6	276.8	17.39	30.94	C00-96 exc. C44

Australia, New South Wales

CONTRIBUTORS

Wendy Thompson
John Uesi



20 major cancers, ASR (World) per 100 000

<i>Male</i>		<i>Female</i>	
Prostate	123.5	Breast	86.0
Melanoma of skin	40.9	Melanoma of skin	28.1
Trachea, bronchus, and lung	33.3	Colon	21.8
Colon	26.7	Trachea, bronchus, and lung	21.6
Rectum	18.0	Thyroid	14.4
Non-Hodgkin lymphoma	14.4	Corpus uteri	12.1
Kidney	10.9	Non-Hodgkin lymphoma	10.1
Bladder	9.0	Rectum	9.6
Other and unspecified	7.9	Ovary	7.5
Pancreas	7.8	Other and unspecified	6.0
Liver	7.3	Pancreas	5.8
Stomach	7.2	Kidney	5.6
Lymphoid leukaemia	6.7	Cervix uteri	5.4
Brain and nervous system	6.6	Brain and nervous system	4.6
Testis	6.2	Lymphoid leukaemia	3.9
Myeloid leukaemia	5.2	Myeloid leukaemia	3.6
Oesophagus	5.1	Stomach	3.3
Multiple myeloma	4.8	Multiple myeloma	2.9
Thyroid	4.7	Bladder	2.3
Lip	3.9	Liver	2.3
All sites	389.2	All sites	284.1

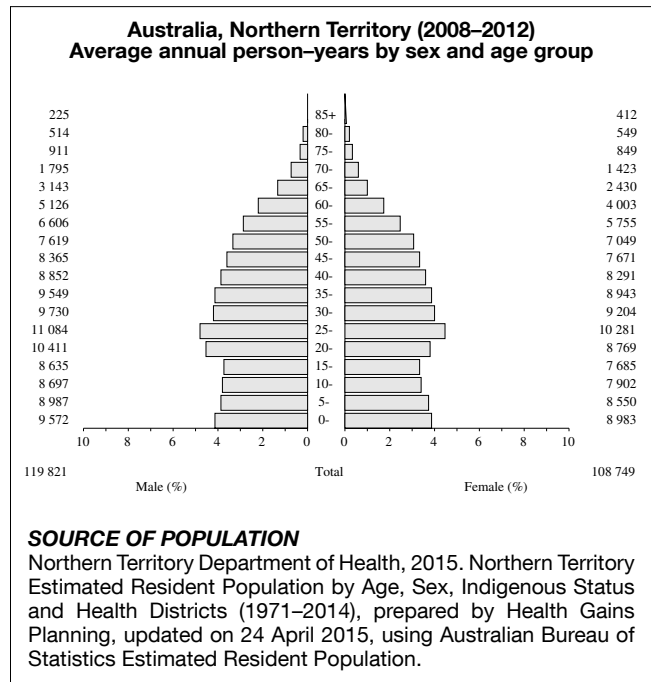
Australia, New South Wales (2008–2012)

SITE	Male						Female						ICD-10
	No. cases	Freq. (%)	Crude rate (per 100 000)	ASR world	Cum. rates 0-64 (%)	0-74 (%)	No. cases	Freq. (%)	Crude rate (per 100 000)	ASR world	Cum. rates 0-64 (%)	0-74 (%)	
Lip	1035	0.9	2.9	3.9	0.25	0.43	416	0.5	1.2	1.2	0.07	0.13	C00
Tongue	788	0.7	2.2	3.0	0.21	0.37	366	0.4	1.0	1.3	0.08	0.15	C01-02
Mouth	578	0.5	1.6	2.1	0.14	0.27	387	0.5	1.1	1.1	0.06	0.14	C03-06
Salivary glands	266	0.2	0.8	1.0	0.06	0.10	223	0.3	0.6	0.8	0.05	0.08	C07-08
Tonsil	525	0.5	1.5	2.1	0.17	0.24	105	0.1	0.3	0.4	0.03	0.05	C09
Other oropharynx	133	0.1	0.4	0.5	0.04	0.07	37	0.0	0.1	0.1	0.01	0.02	C10
Nasopharynx	202	0.2	0.6	0.8	0.06	0.09	79	0.1	0.2	0.3	0.03	0.03	C11
Hypopharynx	226	0.2	0.6	0.8	0.04	0.10	40	0.0	0.1	0.1	0.01	0.02	C12-13
Pharynx unspecified	71	0.1	0.2	0.3	0.02	0.03	22	0.0	0.1	0.1	0.00	0.01	C14
Oesophagus	1520	1.3	4.3	5.1	0.26	0.62	699	0.8	1.9	1.7	0.06	0.20	C15
Stomach	2200	2.0	6.2	7.2	0.35	0.84	1208	1.4	3.4	3.3	0.16	0.38	C16
Small intestine	440	0.4	1.2	1.6	0.11	0.18	308	0.4	0.9	0.9	0.05	0.11	C17
Colon	8320	7.4	23.5	26.7	1.15	3.14	7900	9.2	22.0	21.8	0.96	2.54	C18
Rectum	5211	4.6	14.7	18.0	1.03	2.20	3090	3.6	8.6	9.6	0.58	1.13	C19-20
Anus	259	0.2	0.7	1.0	0.07	0.10	351	0.4	1.0	1.2	0.08	0.13	C21
Liver	2074	1.8	5.9	7.3	0.46	0.85	779	0.9	2.2	2.3	0.12	0.26	C22
Gallbladder etc.	544	0.5	1.5	1.7	0.08	0.19	622	0.7	1.7	1.6	0.07	0.18	C23-24
Pancreas	2466	2.2	7.0	7.8	0.35	0.90	2305	2.7	6.4	5.8	0.24	0.63	C25
Nose, sinuses etc.	182	0.2	0.5	0.7	0.04	0.07	122	0.1	0.3	0.4	0.02	0.04	C30-31
Larynx	875	0.8	2.5	3.0	0.16	0.37	133	0.2	0.4	0.4	0.02	0.05	C32
Trachea, bronchus, and lung	10566	9.4	29.8	33.3	1.35	4.03	7360	8.6	20.5	21.6	1.06	2.73	C33-34
Other thoracic organs	103	0.1	0.3	0.5	0.03	0.04	78	0.1	0.2	0.3	0.02	0.03	C37-38
Bone	205	0.2	0.6	1.1	0.07	0.09	134	0.2	0.4	0.7	0.04	0.05	C40-41
Melanoma of skin	11621	10.3	32.8	40.9	2.43	4.59	7929	9.3	22.1	28.1	1.90	3.08	C43
Other skin	34		0.1	0.1	0.01	0.01	32		0.1	0.1	0.00	0.01	C44
Mesothelioma	947	0.8	2.7	2.8	0.08	0.31	197	0.2	0.5	0.5	0.02	0.06	C45
Kaposi sarcoma	104	0.1	0.3	0.4	0.03	0.04	15	0.0	0.0	0.0	0.00	0.01	C46
Connective and soft tissue	592	0.5	1.7	2.4	0.14	0.24	431	0.5	1.2	1.7	0.11	0.16	C47+C49
Breast	214	0.2	0.6	0.7	0.04	0.09	23534	27.5	65.5	86.0	6.39	9.83	C50
Vulva							540	0.6	1.5	1.6	0.10	0.18	C51
Vagina							120	0.1	0.3	0.4	0.02	0.04	C52
Cervix uteri							1305	1.5	3.6	5.4	0.41	0.52	C53
Corpus uteri							3469	4.0	9.7	12.1	0.84	1.53	C54
Uterus unspecified							193	0.2	0.5	0.6	0.04	0.07	C55
Ovary							2216	2.6	6.2	7.5	0.50	0.84	C56
Other female genital organs							231	0.3	0.6	0.8	0.05	0.09	C57
Placenta							26	0.0	0.1	0.1	0.01	0.01	C58
Penis	139	0.1	0.4	0.5	0.03	0.05							C60
Prostate	35712	31.7	100.8	123.5	6.66	16.46							C61
Testis	1183	1.0	3.3	6.2	0.47	0.48							C62
Other male genital organs	65	0.1	0.2	0.2	0.01	0.03							C63
Kidney	2948	2.6	8.3	10.9	0.70	1.27	1665	1.9	4.6	5.6	0.34	0.63	C64
Renal pelvis	238	0.2	0.7	0.7	0.03	0.08	265	0.3	0.7	0.6	0.01	0.08	C65
Ureter	134	0.1	0.4	0.4	0.01	0.04	77	0.1	0.2	0.2	0.00	0.02	C66
Bladder	3089	2.7	8.7	9.0	0.30	0.96	996	1.2	2.8	2.3	0.08	0.25	C67
Other urinary organs	53	0.0	0.1	0.1	0.00	0.01	30	0.0	0.1	0.1	0.00	0.01	C68
Eye	261	0.2	0.7	1.1	0.06	0.11	192	0.2	0.5	0.7	0.04	0.08	C69
Brain and nervous system	1581	1.4	4.5	6.6	0.41	0.68	1158	1.4	3.2	4.6	0.28	0.46	C70-72
Thyroid	1106	1.0	3.1	4.7	0.36	0.48	3311	3.9	9.2	14.4	1.14	1.42	C73
Adrenal gland	84	0.1	0.2	0.5	0.03	0.04	63	0.1	0.2	0.4	0.02	0.03	C74
Other endocrine	30	0.0	0.1	0.2	0.01	0.01	23	0.0	0.1	0.1	0.01	0.01	C75
Hodgkin lymphoma	535	0.5	1.5	2.7	0.18	0.22	392	0.5	1.1	2.1	0.14	0.17	C81
Non-Hodgkin lymphoma	4019	3.6	11.3	14.4	0.81	1.59	3164	3.7	8.8	10.1	0.59	1.13	C82-86,C96
Immunoproliferative diseases	211	0.2	0.6	0.7	0.04	0.08	187	0.2	0.5	0.6	0.04	0.06	C88
Multiple myeloma	1478	1.3	4.2	4.8	0.24	0.56	999	1.2	2.8	2.9	0.15	0.35	C90
Lymphoid leukaemia	1641	1.5	4.6	6.7	0.35	0.64	975	1.1	2.7	3.9	0.20	0.35	C91
Myeloid leukaemia	1448	1.3	4.1	5.2	0.26	0.49	1092	1.3	3.0	3.6	0.20	0.36	C92-94
Leukaemia unspecified	87	0.1	0.2	0.3	0.01	0.02	59	0.1	0.2	0.1	0.01	0.01	C95
Myeloproliferative disorders	628	0.6	1.8	2.1	0.10	0.24	570	0.7	1.6	1.7	0.09	0.19	MPD
Myelodysplastic syndromes	1265	1.1	3.6	3.4	0.08	0.30	880	1.0	2.5	1.9	0.05	0.18	MDS
Other and unspecified	2585	2.3	7.3	7.9	0.32	0.81	2634	3.1	7.3	6.0	0.22	0.58	O&U
All sites	112821		318.5	389.2	20.70	46.27	85734		238.7	284.1	17.84	31.88	C00-96
All sites except C44	112787	100.0	318.4	389.1	20.69	46.26	85702	100.0	238.6	284.0	17.84	31.87	C00-96 exc. C44

Australia, Northern Territory

CONTRIBUTORS

Shu Qin Li
Xiao Hua Zhang
Vincent He
John Condon
Lindy Garling

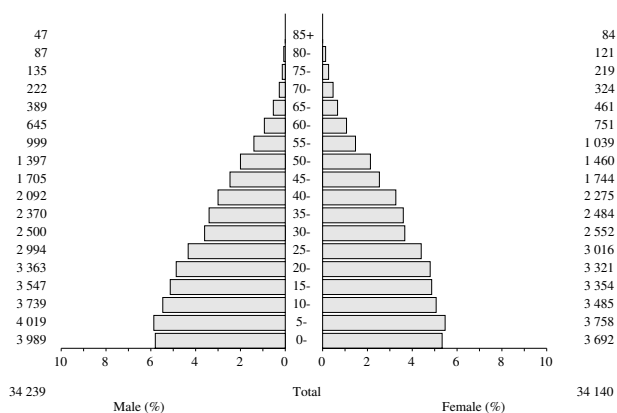


NOTES ON THE DATA

†C67 (bladder cancer) includes neoplasms of uncertain or unknown behaviour together with invasive cancers.

20 major cancers, ASR (World) per 100 000

<i>Male</i>		<i>Female</i>	
Prostate	78.9	Breast	73.2
Trachea, bronchus, and lung	44.6	Trachea, bronchus, and lung	26.4
Melanoma of skin	30.0	Colon	20.5
Colon	23.6	Melanoma of skin	19.9
Bladder	16.8	Corpus uteri	10.6
Rectum	14.5	Other and unspecified	10.4
Non-Hodgkin lymphoma	11.7	Cervix uteri	8.5
Other and unspecified	11.0	Non-Hodgkin lymphoma	8.1
Liver	10.5	Rectum	6.0
Stomach	7.1	Ovary	5.6
Myeloid leukaemia	7.0	Thyroid	5.3
Oesophagus	7.0	Pancreas	4.7
Kidney	6.8	Kidney	4.6
Pancreas	6.7	Liver	4.1
Non-melanoma skin cancer	6.6	Myeloid leukaemia	3.6
Lip	5.2	Gallbladder etc.	3.1
Mouth	5.0	Vulva	3.0
Tongue	4.8	Bladder	2.9
Larynx	4.8	Non-melanoma skin cancer	2.8
Brain and nervous system	4.7	Brain and nervous system	2.7
All sites	354.1	All sites	251.5

Australia, Northern Territory: Indigenous (2008–2012)
Average annual person-years by sex and age group

SOURCE OF POPULATION

Northern Territory Department of Health, 2015. Northern Territory Estimated Resident Population by Age, Sex, Indigenous Status and Health Districts (1971–2014), prepared by Health Gains Planning, updated on 24 April 2015, using Australian Bureau of Statistics Estimated Resident Population.

NOTES ON THE DATA

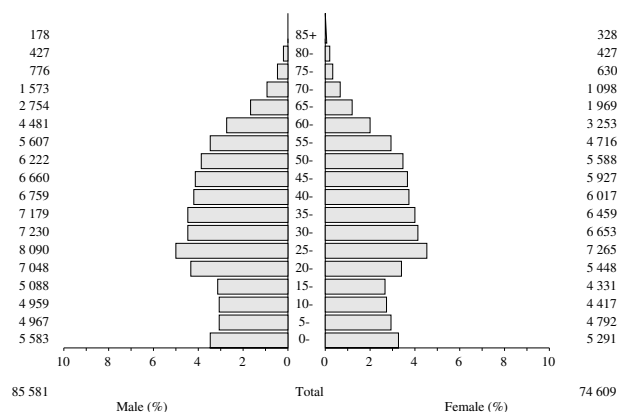
†C67 (bladder cancer) includes neoplasms of uncertain or unknown behaviour together with invasive cancers.

10 major cancers, ASR (World) per 100 000
Male

Prostate	143.6
Trachea, bronchus, and lung	67.4
Melanoma of skin	45.5
Rectum	32.1
Colon	30.1
Bladder	26.7
Non-Hodgkin lymphoma	18.8
Oesophagus	14.2
Pancreas	13.9
Kidney	13.8
All sites	532.9

Female

Breast	62.7
Trachea, bronchus, and lung	26.6
Colon	24.0
Melanoma of skin	21.5
Corpus uteri	12.7
Cervix uteri	8.8
Non-Hodgkin lymphoma	8.2
Other and unspecified	8.0
Ovary	6.5
Bladder	4.6
All sites	230.6

Australia, Northern Territory: Non-Indigenous (2008–2012)
Average annual person-years by sex and age group

SOURCE OF POPULATION

Northern Territory Department of Health, 2015. Northern Territory Estimated Resident Population by Age, Sex, Indigenous Status and Health Districts (1971–2014), prepared by Health Gains Planning, updated on 24 April 2015, using Australian Bureau of Statistics Estimated Resident Population.

NOTES ON THE DATA

†C67 (bladder cancer) includes neoplasms of uncertain or unknown behaviour together with invasive cancers.

10 major cancers, ASR (World) per 100 000
Male

Prostate	69.5
Trachea, bronchus, and lung	37.8
Melanoma of skin	27.9
Colon	22.5
Bladder	15.2
Rectum	11.5
Other and unspecified	11.3
Non-Hodgkin lymphoma	10.6
Liver	8.8
Non-melanoma skin cancer	6.8
All sites	320.2

Female

Breast	75.7
Trachea, bronchus, and lung	24.8
Melanoma of skin	20.1
Colon	19.6
Corpus uteri	10.4
Other and unspecified	9.9
Cervix uteri	8.4
Non-Hodgkin lymphoma	8.3
Rectum	6.6
Thyroid	5.9
All sites	250.1

Australia, Northern Territory (2008–2012)

SITE	Male						Female						ICD-10
	No. cases	Freq. (%)	Crude rate (per 100 000)	ASR world	Cum. rates 0-64 0-74 (%)		No. cases	Freq. (%)	Crude rate (per 100 000)	ASR world	Cum. rates 0-64 0-74 (%)		
Lip	32	1.6	2.7	5.2	0.31	0.54	8	0.6	0.7	1.3	0.11	0.11	C00
Tongue	29	1.4	2.4	4.8	0.27	0.68	8	0.6	0.7	1.6	0.06	0.17	C01-02
Mouth	35	1.7	2.9	5.0	0.49	0.60	9	0.7	0.8	1.6	0.11	0.18	C03-06
Salivary glands	7	0.3	0.6	1.0	0.08	0.14	5	0.4	0.5	0.7	0.07	0.07	C07-08
Tonsil	28	1.4	2.3	4.2	0.30	0.59	6	0.4	0.6	1.3	0.04	0.22	C09
Other oropharynx	16	0.8	1.3	2.5	0.19	0.25	6	0.4	0.6	1.0	0.08	0.12	C10
Nasopharynx	3	0.1	0.3	0.5	0.04	0.04	0	0.0	0.0	0.0	0.00	0.00	C11
Hypopharynx	12	0.6	1.0	1.7	0.16	0.20	1	0.1	0.1	0.2	0.00	0.00	C12-13
Pharynx unspecified	4	0.2	0.3	0.5	0.06	0.06	0	0.0	0.0	0.0	0.00	0.00	C14
Oesophagus	42	2.1	3.5	7.0	0.39	0.72	6	0.4	0.6	1.1	0.04	0.15	C15
Stomach	36	1.8	3.0	7.1	0.29	0.59	12	0.9	1.1	2.4	0.06	0.25	C16
Small intestine	7	0.3	0.6	1.2	0.02	0.15	5	0.4	0.5	0.9	0.04	0.12	C17
Colon	137	6.7	11.4	23.6	1.16	3.10	103	7.5	9.5	20.5	0.90	2.67	C18
Rectum	90	4.4	7.5	14.5	0.92	1.79	34	2.5	3.1	6.0	0.34	0.66	C19-20
Anus	7	0.3	0.6	0.9	0.10	0.10	6	0.4	0.6	1.0	0.06	0.10	C21
Liver	69	3.4	5.8	10.5	0.78	1.19	22	1.6	2.0	4.1	0.21	0.44	C22
Gallbladder etc.	16	0.8	1.3	3.0	0.07	0.31	16	1.2	1.5	3.1	0.14	0.33	C23-24
Pancreas	36	1.8	3.0	6.7	0.23	0.98	22	1.6	2.0	4.7	0.16	0.53	C25
Nose, sinuses etc.	5	0.2	0.4	1.0	0.05	0.05	5	0.4	0.5	0.7	0.08	0.08	C30-31
Larynx	30	1.5	2.5	4.8	0.36	0.61	2	0.1	0.2	0.3	0.03	0.03	C32
Trachea, bronchus, and lung	250	12.3	20.9	44.6	2.02	4.66	130	9.4	12.0	26.4	1.20	3.57	C33-34
Other thoracic organs	1	0.0	0.1	0.1	0.01	0.01	1	0.1	0.1	0.1	0.01	0.01	C37-38
Bone	3	0.1	0.3	0.5	0.05	0.05	2	0.1	0.2	0.4	0.02	0.02	C40-41
Melanoma of skin	185	9.1	15.4	30.0	1.77	3.29	113	8.2	10.4	19.9	1.30	2.22	C43
Other skin	39		3.3	6.6	0.35	0.62	17		1.6	2.8	0.17	0.25	C44
Mesothelioma	11	0.5	0.9	2.1	0.05	0.24	2	0.1	0.2	0.3	0.03	0.03	C45
Kaposi sarcoma	1	0.0	0.1	0.1	0.02	0.02	0	0.0	0.0	0.0	0.00	0.00	C46
Connective and soft tissue	16	0.8	1.3	3.5	0.11	0.28	7	0.5	0.6	1.2	0.09	0.09	C47+C49
Breast	2	0.1	0.2	0.3	0.03	0.03	428	31.1	39.4	73.2	5.45	8.17	C50
Vulva							19	1.4	1.7	3.0	0.22	0.33	C51
Vagina							1	0.1	0.1	0.1	0.02	0.02	C52
Cervix uteri							54	3.9	5.0	8.5	0.69	0.85	C53
Corpus uteri							62	4.5	5.7	10.6	0.95	1.23	C54
Uterus unspecified							0	0.0	0.0	0.0	0.00	0.00	C55
Ovary							31	2.3	2.9	5.6	0.38	0.46	C56
Other female genital organs							7	0.5	0.6	1.1	0.10	0.10	C57
Placenta							0	0.0	0.0	0.0	0.00	0.00	C58
Penis	2	0.1	0.2	0.3	0.02	0.02							C60
Prostate	450	22.1	37.6	78.9	3.80	10.21							C61
Testis	33	1.6	2.8	4.4	0.35	0.35							C62
Other male genital organs	2	0.1	0.2	0.7	0.00	0.00							C63
Kidney	43	2.1	3.6	6.8	0.44	0.89	24	1.7	2.2	4.6	0.27	0.50	C64
Renal pelvis	7	0.3	0.6	1.1	0.06	0.15	2	0.1	0.2	0.4	0.02	0.02	C65
Ureter	0	0.0	0.0	0.0	0.00	0.00	1	0.1	0.1	0.2	0.00	0.04	C66
†Bladder	92	4.5	7.7	16.8	0.68	2.02	14	1.0	1.3	2.9	0.11	0.37	C67
Other urinary organs	0	0.0	0.0	0.0	0.00	0.00	0	0.0	0.0	0.0	0.00	0.00	C68
Eye	7	0.3	0.6	1.2	0.08	0.17	2	0.1	0.2	0.3	0.03	0.03	C69
Brain and nervous system	28	1.4	2.3	4.7	0.30	0.56	14	1.0	1.3	2.7	0.16	0.20	C70-72
Thyroid	19	0.9	1.6	3.2	0.18	0.30	32	2.3	2.9	5.3	0.42	0.53	C73
Adrenal gland	2	0.1	0.2	0.5	0.02	0.02	1	0.1	0.1	0.2	0.01	0.01	C74
Other endocrine	2	0.1	0.2	0.4	0.02	0.02	0	0.0	0.0	0.0	0.00	0.00	C75
Hodgkin lymphoma	17	0.8	1.4	2.8	0.15	0.21	5	0.4	0.5	0.8	0.06	0.10	C81
Non-Hodgkin lymphoma	66	3.2	5.5	11.7	0.60	1.42	42	3.1	3.9	8.1	0.37	0.94	C82-86,C96
Immunoproliferative diseases	1	0.0	0.1	0.1	0.02	0.02	2	0.1	0.2	0.3	0.03	0.03	C88
Multiple myeloma	12	0.6	1.0	2.0	0.14	0.28	8	0.6	0.7	1.6	0.07	0.21	C90
Lymphoid leukaemia	24	1.2	2.0	3.9	0.26	0.34	14	1.0	1.3	2.7	0.13	0.17	C91
Myeloid leukaemia	38	1.9	3.2	7.0	0.28	0.78	20	1.5	1.8	3.6	0.22	0.38	C92-94
Leukaemia unspecified	1	0.0	0.1	0.2	0.00	0.03	0	0.0	0.0	0.0	0.00	0.00	C95
Myeloproliferative disorders	11	0.5	0.9	2.0	0.08	0.28	8	0.6	0.7	1.2	0.09	0.09	MPD
Myelodysplastic syndromes	5	0.2	0.4	1.1	0.03	0.06	0	0.0	0.0	0.0	0.00	0.00	MDS
Other and unspecified	64	3.1	5.3	11.0	0.53	1.27	55	4.0	5.1	10.4	0.48	0.85	O&U
All sites	2075		173.2	354.1	18.73	41.30	1394		128.2	251.5	15.63	28.08	C00-96
All sites except C44	2036	100.0	169.9	347.5	18.38	40.68	1377	100.0	126.6	248.7	15.46	27.83	C00-96 exc. C44

† See note following population pyramid

Australia, Northern Territory: Indigenous (2008–2012)

SITE	Male						Female						ICD-10
	No. cases	Freq. (%)	Crude rate (per 100 000)	ASR world	Cum. rates 0-64 (%)	0-74	No. cases	Freq. (%)	Crude rate (per 100 000)	ASR world	Cum. rates 0-64 (%)	0-74	
Lip	8	1.8	2.3	6.7	0.50	0.95	2	0.7	0.6	1.7	0.04	0.04	C00
Tongue	7	1.6	2.0	9.7	0.36	1.77	1	0.4	0.3	0.8	0.10	0.10	C01-02
Mouth	10	2.3	2.9	9.8	0.67	1.57	2	0.7	0.6	1.5	0.15	0.15	C03-06
Salivary glands	1	0.2	0.3	0.8	0.10	0.10	2	0.7	0.6	1.5	0.17	0.17	C07-08
Tonsil	5	1.1	1.5	6.0	0.17	0.88	1	0.4	0.3	0.7	0.06	0.06	C09
Other oropharynx	2	0.5	0.6	2.3	0.10	0.36	3	1.1	0.9	2.1	0.21	0.21	C10
Nasopharynx	0	0.0	0.0	0.0	0.00	0.00	0	0.0	0.0	0.0	0.00	0.00	C11
Hypopharynx	4	0.9	1.2	3.6	0.22	0.48	0	0.0	0.0	0.0	0.00	0.00	C12-13
Pharynx unspecified	0	0.0	0.0	0.0	0.00	0.00	0	0.0	0.0	0.0	0.00	0.00	C14
Oesophagus	11	2.5	3.2	14.2	0.61	1.83	0	0.0	0.0	0.0	0.00	0.00	C15
Stomach	10	2.3	2.9	11.1	0.58	1.36	4	1.5	1.2	4.2	0.04	0.26	C16
Small intestine	2	0.5	0.6	2.3	0.10	0.36	2	0.7	0.6	1.3	0.14	0.14	C17
Colon	25	5.6	7.3	30.1	1.24	4.33	26	9.7	7.6	24.0	1.07	3.05	C18
Rectum	28	6.3	8.2	32.1	1.77	3.89	4	1.5	1.2	3.0	0.33	0.33	C19-20
Anus	0	0.0	0.0	0.0	0.00	0.00	1	0.4	0.3	1.3	0.00	0.22	C21
Liver	14	3.2	4.1	13.3	0.99	1.70	3	1.1	0.9	2.1	0.22	0.22	C22
Gallbladder etc.	2	0.5	0.6	2.9	0.00	0.45	1	0.4	0.3	1.2	0.00	0.31	C23-24
Pancreas	10	2.3	2.9	13.9	0.34	2.40	3	1.1	0.9	2.5	0.10	0.32	C25
Nose, sinuses etc.	1	0.2	0.3	0.5	0.04	0.04	1	0.4	0.3	0.8	0.10	0.10	C30-31
Larynx	5	1.1	1.5	6.8	0.47	0.98	1	0.4	0.3	0.7	0.07	0.07	C32
Trachea, bronchus, and lung	52	11.7	15.2	67.4	3.25	7.56	25	9.4	7.3	26.6	1.45	3.77	C33-34
Other thoracic organs	0	0.0	0.0	0.0	0.00	0.00	1	0.4	0.3	0.7	0.07	0.07	C37-38
Bone	0	0.0	0.0	0.0	0.00	0.00	1	0.4	0.3	0.5	0.04	0.04	C40-41
Melanoma of skin	40	9.0	11.7	45.5	2.21	5.30	26	9.7	7.6	21.5	1.83	3.07	C43
Other skin	6		1.8	6.6	0.20	0.91	4		1.2	2.7	0.08	0.08	C44
Mesothelioma	1	0.2	0.3	1.5	0.00	0.00	0	0.0	0.0	0.0	0.00	0.00	C45
Kaposi sarcoma	0	0.0	0.0	0.0	0.00	0.00	0	0.0	0.0	0.0	0.00	0.00	C46
Connective and soft tissue	2	0.5	0.6	2.7	0.03	0.03	0	0.0	0.0	0.0	0.00	0.00	C47+C49
Breast	1	0.2	0.3	0.7	0.07	0.07	77	28.8	22.6	62.7	5.44	7.05	C50
Vulva							1	0.4	0.3	0.7	0.07	0.07	C51
Vagina							0	0.0	0.0	0.0	0.00	0.00	C52
Cervix uteri							14	5.2	4.1	8.8	0.84	0.84	C53
Corpus uteri							13	4.9	3.8	12.7	1.25	1.78	C54
Uterus unspecified							0	0.0	0.0	0.0	0.00	0.00	C55
Ovary							7	2.6	2.1	6.5	0.40	0.62	C56
Other female genital organs							0	0.0	0.0	0.0	0.00	0.00	C57
Placenta							0	0.0	0.0	0.0	0.00	0.00	C58
Penis	0	0.0	0.0	0.0	0.00	0.00							C60
Prostate	107	24.1	31.3	143.6	6.28	19.85							C61
Testis	7	1.6	2.0	4.0	0.34	0.34							C62
Other male genital organs	0	0.0	0.0	0.0	0.00	0.00							C63
Kidney	13	2.9	3.8	13.8	0.74	2.15	4	1.5	1.2	4.4	0.19	0.62	C64
Renal pelvis	0	0.0	0.0	0.0	0.00	0.00	1	0.4	0.3	0.9	0.00	0.00	C65
Ureter	0	0.0	0.0	0.0	0.00	0.00	0	0.0	0.0	0.0	0.00	0.00	C66
†Bladder	19	4.3	5.5	26.7	0.67	2.79	5	1.9	1.5	4.6	0.20	0.51	C67
Other urinary organs	0	0.0	0.0	0.0	0.00	0.00	0	0.0	0.0	0.0	0.00	0.00	C68
Eye	1	0.2	0.3	1.5	0.00	0.26	0	0.0	0.0	0.0	0.00	0.00	C69
Brain and nervous system	5	1.1	1.5	3.3	0.26	0.26	1	0.4	0.3	0.7	0.03	0.03	C70-72
Thyroid	2	0.5	0.6	2.3	0.10	0.36	4	1.5	1.2	2.4	0.20	0.20	C73
Adrenal gland	1	0.2	0.3	0.6	0.03	0.03	1	0.4	0.3	0.5	0.03	0.03	C74
Other endocrine	0	0.0	0.0	0.0	0.00	0.00	0	0.0	0.0	0.0	0.00	0.00	C75
Hodgkin lymphoma	3	0.7	0.9	1.7	0.12	0.12	2	0.7	0.6	1.3	0.14	0.14	C81
Non-Hodgkin lymphoma	18	4.1	5.3	18.8	0.85	3.36	9	3.4	2.6	8.2	0.28	1.02	C82-86,C96
Immunoproliferative diseases	0	0.0	0.0	0.0	0.00	0.00	1	0.4	0.3	0.8	0.10	0.10	C88
Multiple myeloma	0	0.0	0.0	0.0	0.00	0.00	1	0.4	0.3	0.8	0.10	0.10	C90
Lymphoid leukaemia	7	1.6	2.0	5.3	0.40	0.40	5	1.9	1.5	4.5	0.22	0.22	C91
Myeloid leukaemia	11	2.5	3.2	11.0	0.37	1.08	1	0.4	0.3	0.5	0.04	0.04	C92-94
Leukaemia unspecified	0	0.0	0.0	0.0	0.00	0.00	0	0.0	0.0	0.0	0.00	0.00	C95
Myeloproliferative disorders	1	0.2	0.3	1.1	0.00	0.00	1	0.4	0.3	0.5	0.04	0.04	MPD
Myelodysplastic syndromes	2	0.5	0.6	2.2	0.06	0.32	0	0.0	0.0	0.0	0.00	0.00	MDS
Other and unspecified	6	1.4	1.8	6.1	0.37	0.82	9	3.4	2.6	8.0	0.24	0.45	O&U
All sites	450		131.4	532.9	24.59	69.44	271		79.4	230.6	16.06	26.60	C00-96
All sites except C44	444	100.0	129.7	526.3	24.39	68.53	267	100.0	78.2	227.9	15.97	26.51	C00-96 exc. C44

† See note following population pyramid

Australia, Northern Territory: Non-Indigenous (2008–2012)

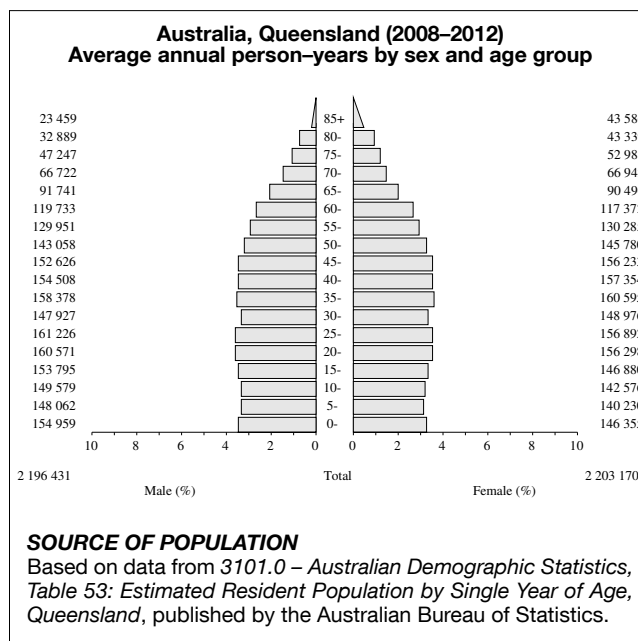
SITE	Male						Female						ICD-10
	No. cases	Freq. (%)	Crude rate (per 100 000)	ASR world	Cum. rates 0-64 (%)	0-74	No. cases	Freq. (%)	Crude rate (per 100 000)	ASR world	Cum. rates 0-64 (%)	0-74	
Lip	24	1.5	2.8	4.9	0.27	0.47	6	0.6	0.8	1.2	0.12	0.12	C00
Tongue	22	1.4	2.6	4.1	0.26	0.53	6	0.6	0.8	1.5	0.05	0.10	C01-02
Mouth	22	1.4	2.6	3.7	0.39	0.39	6	0.6	0.8	1.4	0.10	0.10	C03-06
Salivary glands	6	0.4	0.7	1.1	0.08	0.15	3	0.3	0.4	0.6	0.05	0.05	C07-08
Tonsil	23	1.5	2.7	3.9	0.32	0.56	5	0.5	0.7	1.5	0.04	0.27	C09
Other oropharynx	12	0.8	1.4	2.1	0.18	0.22	3	0.3	0.4	0.7	0.05	0.10	C10
Nasopharynx	3	0.2	0.4	0.6	0.04	0.04	0	0.0	0.0	0.0	0.00	0.00	C11
Hypopharynx	7	0.5	0.8	1.2	0.12	0.12	1	0.1	0.1	0.3	0.00	0.00	C12-13
Pharynx unspecified	3	0.2	0.4	0.5	0.06	0.06	0	0.0	0.0	0.0	0.00	0.00	C14
Oesophagus	29	1.9	3.4	5.8	0.33	0.54	5	0.5	0.7	1.3	0.03	0.17	C15
Stomach	26	1.7	3.0	6.7	0.25	0.48	7	0.7	0.9	1.7	0.07	0.21	C16
Small intestine	4	0.3	0.5	0.9	0.01	0.08	3	0.3	0.4	0.8	0.02	0.12	C17
Colon	111	7.2	13.0	22.5	1.12	2.89	77	7.2	10.3	19.6	0.86	2.56	C18
Rectum	62	4.0	7.2	11.5	0.77	1.47	29	2.7	3.9	6.6	0.36	0.71	C19-20
Anus	7	0.5	0.8	1.1	0.12	0.12	5	0.5	0.7	1.0	0.08	0.08	C21
Liver	50	3.2	5.8	8.8	0.75	0.95	15	1.4	2.0	3.6	0.19	0.39	C22
Gallbladder etc.	10	0.6	1.2	2.1	0.04	0.18	11	1.0	1.5	2.5	0.16	0.25	C23-24
Pancreas	24	1.5	2.8	5.0	0.20	0.70	17	1.6	2.3	4.7	0.14	0.47	C25
Nose, sinuses etc.	4	0.3	0.5	1.0	0.05	0.05	4	0.4	0.5	0.7	0.08	0.08	C30-31
Larynx	24	1.5	2.8	4.5	0.34	0.55	1	0.1	0.1	0.2	0.02	0.02	C32
Trachea, bronchus, and lung	184	11.9	21.5	37.8	1.74	3.96	98	9.2	13.1	24.8	1.08	3.22	C33-34
Other thoracic organs	1	0.1	0.1	0.2	0.01	0.01	0	0.0	0.0	0.0	0.00	0.00	C37-38
Bone	3	0.2	0.4	0.7	0.06	0.06	1	0.1	0.1	0.4	0.02	0.02	C40-41
Melanoma of skin	145	9.4	16.9	27.9	1.73	3.03	87	8.1	11.7	20.1	1.22	2.03	C43
Other skin	33		3.9	6.8	0.39	0.60	13		1.7	2.8	0.19	0.29	C44
Mesothelioma	10	0.6	1.2	2.2	0.06	0.27	2	0.2	0.3	0.3	0.04	0.04	C45
Kaposi sarcoma	1	0.1	0.1	0.1	0.02	0.02	0	0.0	0.0	0.0	0.00	0.00	C46
Connective and soft tissue	14	0.9	1.6	3.7	0.14	0.34	7	0.7	0.9	1.6	0.12	0.12	C47+C49
Breast	1	0.1	0.1	0.2	0.02	0.02	346	32.3	46.4	75.7	5.48	8.35	C50
Vulva							15	1.4	2.0	2.8	0.24	0.24	C51
Vagina							1	0.1	0.1	0.2	0.02	0.02	C52
Cervix uteri							40	3.7	5.4	8.4	0.66	0.85	C53
Corpus uteri							49	4.6	6.6	10.4	0.90	1.10	C54
Uterus unspecified							0	0.0	0.0	0.0	0.00	0.00	C55
Ovary							23	2.1	3.1	5.3	0.36	0.41	C56
Other female genital organs							7	0.7	0.9	1.4	0.12	0.12	C57
Placenta							0	0.0	0.0	0.0	0.00	0.00	C58
Penis	2	0.1	0.2	0.3	0.03	0.03							C60
Prostate	343	22.1	40.1	69.5	3.46	8.85							C61
Testis	26	1.7	3.0	4.7	0.37	0.37							C62
Other male genital organs	2	0.1	0.2	0.8	0.00	0.00							C63
Kidney	30	1.9	3.5	5.8	0.39	0.70	19	1.8	2.5	4.5	0.29	0.48	C64
Renal pelvis	7	0.5	0.8	1.3	0.07	0.17	1	0.1	0.1	0.2	0.03	0.03	C65
Ureter	0	0.0	0.0	0.0	0.00	0.00	1	0.1	0.1	0.3	0.00	0.05	C66
†Bladder	73	4.7	8.5	15.2	0.70	1.93	9	0.8	1.2	2.4	0.08	0.33	C67
Other urinary organs	0	0.0	0.0	0.0	0.00	0.00	0	0.0	0.0	0.0	0.00	0.00	C68
Eye	6	0.4	0.7	1.2	0.10	0.16	2	0.2	0.3	0.4	0.04	0.04	C69
Brain and nervous system	23	1.5	2.7	5.1	0.32	0.61	13	1.2	1.7	3.5	0.21	0.26	C70-72
Thyroid	16	1.0	1.9	3.1	0.20	0.30	27	2.5	3.6	5.9	0.49	0.54	C73
Adrenal gland	1	0.1	0.1	0.4	0.02	0.02	0	0.0	0.0	0.0	0.00	0.00	C74
Other endocrine	2	0.1	0.2	0.7	0.04	0.04	0	0.0	0.0	0.0	0.00	0.00	C75
Hodgkin lymphoma	14	0.9	1.6	3.2	0.17	0.24	3	0.3	0.4	0.7	0.03	0.09	C81
Non-Hodgkin lymphoma	48	3.1	5.6	10.6	0.53	1.12	33	3.1	4.4	8.3	0.40	0.93	C82-86,C96
Immunoproliferative diseases	1	0.1	0.1	0.1	0.02	0.02	1	0.1	0.1	0.2	0.02	0.02	C88
Multiple myeloma	12	0.8	1.4	2.3	0.16	0.33	7	0.7	0.9	1.9	0.07	0.25	C90
Lymphoid leukaemia	17	1.1	2.0	4.1	0.25	0.35	8	0.7	1.1	2.2	0.12	0.12	C91
Myeloid leukaemia	26	1.7	3.0	5.8	0.26	0.69	17	1.6	2.3	4.1	0.28	0.43	C92-94
Leukaemia unspecified	0	0.0	0.0	0.0	0.00	0.00	0	0.0	0.0	0.0	0.00	0.00	C95
Myeloproliferative disorders	10	0.6	1.2	2.1	0.10	0.33	7	0.7	0.9	1.3	0.10	0.10	MPD
Myelodysplastic syndromes	3	0.2	0.4	1.0	0.02	0.02	0	0.0	0.0	0.0	0.00	0.00	MDS
Other and unspecified	55	3.6	6.4	11.3	0.57	1.25	42	3.9	5.6	9.9	0.50	0.78	O&U
All sites	1582		184.9	320.2	17.64	36.38	1083		145.2	250.1	15.52	27.07	C00-96
All sites except C44	1549	100.0	181.0	313.4	17.25	35.78	1070	100.0	143.4	247.3	15.34	26.78	C00-96 exc. C44

† See note following population pyramid

Australia, Queensland

CONTRIBUTORS

Joanne Aitken
Carly Scott



20 major cancers, ASR (World) per 100 000

<i>Male</i>		<i>Female</i>	
Prostate	118.2	Breast	90.2
Melanoma of skin	58.5	Melanoma of skin	41.9
Trachea, bronchus, and lung	36.1	Colon	23.4
Colon	28.2	Trachea, bronchus, and lung	22.0
Rectum	17.1	Corpus uteri	12.8
Non-Hodgkin lymphoma	14.8	Thyroid	12.8
Kidney	11.3	Non-Hodgkin lymphoma	9.5
Bladder	8.8	Rectum	9.1
Other and unspecified	8.8	Ovary	7.4
Lymphoid leukaemia	7.5	Kidney	6.3
Pancreas	7.3	Cervix uteri	6.2
Stomach	6.5	Other and unspecified	6.0
Brain and nervous system	6.5	Pancreas	5.4
Testis	6.4	Lymphoid leukaemia	4.6
Myeloid leukaemia	5.9	Brain and nervous system	4.6
Oesophagus	5.6	Myeloid leukaemia	3.8
Liver	5.4	Multiple myeloma	3.0
Lip	5.2	Stomach	2.7
Multiple myeloma	4.7	Bladder	2.5
Thyroid	4.3	Myeloproliferative disorders	2.1
All sites	412.8	All sites	305.5

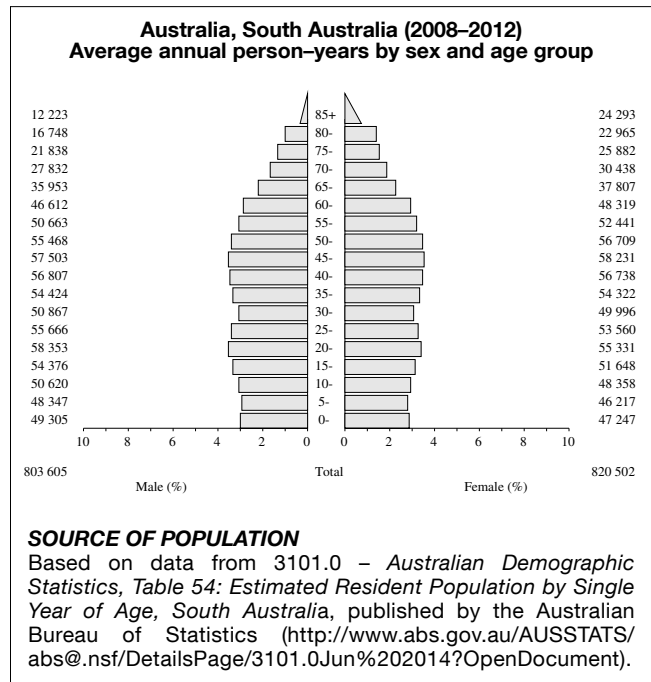
Australia, Queensland (2008–2012)

SITE	Male						Female						ICD-10
	No. cases	Freq. (%)	Crude rate (per 100 000)	ASR world	Cum. rates 0-64 (%)	0-74	No. cases	Freq. (%)	Crude rate (per 100 000)	ASR world	Cum. rates 0-64 (%)	0-74	
Lip	802	1.2	3.7	5.2	0.37	0.56	239	0.5	1.1	1.3	0.07	0.14	C00
Tongue	572	0.8	2.6	3.7	0.28	0.44	239	0.5	1.1	1.4	0.10	0.16	C01-02
Mouth	391	0.6	1.8	2.4	0.15	0.29	216	0.4	1.0	1.2	0.07	0.15	C03-06
Salivary glands	187	0.3	0.9	1.1	0.06	0.12	108	0.2	0.5	0.7	0.05	0.07	C07-08
Tonsil	395	0.6	1.8	2.6	0.22	0.30	82	0.2	0.4	0.5	0.04	0.06	C09
Other oropharynx	84	0.1	0.4	0.5	0.04	0.07	21	0.0	0.1	0.1	0.00	0.02	C10
Nasopharynx	72	0.1	0.3	0.5	0.04	0.05	22	0.0	0.1	0.2	0.01	0.01	C11
Hypopharynx	166	0.2	0.8	1.0	0.06	0.12	28	0.1	0.1	0.2	0.01	0.02	C12-13
Pharynx unspecified	80	0.1	0.4	0.5	0.03	0.07	18	0.0	0.1	0.1	0.01	0.01	C14
Oesophagus	972	1.4	4.4	5.6	0.28	0.69	348	0.7	1.6	1.6	0.06	0.18	C15
Stomach	1159	1.7	5.3	6.5	0.32	0.75	571	1.1	2.6	2.7	0.12	0.30	C16
Small intestine	326	0.5	1.5	2.0	0.12	0.22	222	0.4	1.0	1.3	0.08	0.15	C17
Colon	5087	7.4	23.2	28.2	1.19	3.33	4804	9.2	21.8	23.4	0.98	2.67	C18
Rectum	2882	4.2	13.1	17.1	0.93	2.12	1628	3.1	7.4	9.1	0.55	1.07	C19-20
Anus	149	0.2	0.7	0.9	0.06	0.11	235	0.5	1.1	1.4	0.09	0.16	C21
Liver	916	1.3	4.2	5.4	0.32	0.63	361	0.7	1.6	2.0	0.10	0.21	C22
Gallbladder etc.	316	0.5	1.4	1.7	0.07	0.19	361	0.7	1.6	1.7	0.07	0.19	C23-24
Pancreas	1297	1.9	5.9	7.3	0.36	0.88	1155	2.2	5.2	5.4	0.20	0.58	C25
Nose, sinuses etc.	87	0.1	0.4	0.5	0.03	0.06	54	0.1	0.2	0.3	0.02	0.03	C30-31
Larynx	526	0.8	2.4	3.1	0.18	0.39	68	0.1	0.3	0.4	0.02	0.05	C32
Trachea, bronchus, and lung	6569	9.5	29.9	36.1	1.46	4.36	4135	7.9	18.8	22.0	1.15	2.74	C33-34
Other thoracic organs	59	0.1	0.3	0.5	0.03	0.04	34	0.1	0.2	0.2	0.02	0.02	C37-38
Bone	124	0.2	0.6	1.1	0.06	0.08	93	0.2	0.4	0.8	0.05	0.06	C40-41
Melanoma of skin	9401	13.7	42.8	58.5	3.60	6.50	6557	12.6	29.8	41.9	2.92	4.42	C43
Other skin	701		3.2	3.6	0.13	0.35	309		1.4	1.3	0.05	0.12	C44
Mesothelioma	589	0.9	2.7	3.1	0.09	0.37	137	0.3	0.6	0.7	0.03	0.08	C45
Kaposi sarcoma	36	0.1	0.2	0.2	0.02	0.02	4	0.0	0.0	0.0	0.00	0.00	C46
Connective and soft tissue	437	0.6	2.0	2.8	0.15	0.26	301	0.6	1.4	1.9	0.12	0.19	C47+C49
Breast	106	0.2	0.5	0.6	0.03	0.07	14507	27.8	65.8	90.2	6.54	10.47	C50
Vulva							300	0.6	1.4	1.7	0.11	0.18	C51
Vagina							81	0.2	0.4	0.5	0.03	0.06	C52
Cervix uteri							877	1.7	4.0	6.2	0.48	0.58	C53
Corpus uteri							2154	4.1	9.8	12.8	0.89	1.64	C54
Uterus unspecified							69	0.1	0.3	0.3	0.02	0.04	C55
Ovary							1302	2.5	5.9	7.4	0.47	0.82	C56
Other female genital organs							97	0.2	0.4	0.5	0.03	0.06	C57
Placenta							14	0.0	0.1	0.1	0.01	0.01	C58
Penis	102	0.1	0.5	0.6	0.04	0.07							C60
Prostate	20013	29.1	91.1	118.2	6.40	15.69							C61
Testis	749	1.1	3.4	6.4	0.48	0.49							C62
Other male genital organs	19	0.0	0.1	0.1	0.00	0.01							C63
Kidney	1839	2.7	8.4	11.3	0.71	1.31	1061	2.0	4.8	6.3	0.39	0.70	C64
Renal pelvis	146	0.2	0.7	0.8	0.02	0.09	157	0.3	0.7	0.6	0.01	0.05	C65
Ureter	80	0.1	0.4	0.4	0.01	0.05	53	0.1	0.2	0.2	0.00	0.02	C66
Bladder	1723	2.5	7.8	8.8	0.28	0.92	585	1.1	2.7	2.5	0.09	0.26	C67
Other urinary organs	43	0.1	0.2	0.2	0.01	0.02	14	0.0	0.1	0.1	0.00	0.01	C68
Eye	172	0.2	0.8	1.2	0.07	0.13	115	0.2	0.5	0.8	0.05	0.07	C69
Brain and nervous system	925	1.3	4.2	6.5	0.42	0.68	683	1.3	3.1	4.6	0.30	0.47	C70-72
Thyroid	618	0.9	2.8	4.3	0.32	0.46	1780	3.4	8.1	12.8	1.02	1.27	C73
Adrenal gland	26	0.0	0.1	0.3	0.02	0.02	41	0.1	0.2	0.4	0.02	0.03	C74
Other endocrine	16	0.0	0.1	0.2	0.01	0.01	10	0.0	0.0	0.1	0.01	0.01	C75
Hodgkin lymphoma	269	0.4	1.2	2.2	0.14	0.19	248	0.5	1.1	2.1	0.14	0.16	C81
Non-Hodgkin lymphoma	2417	3.5	11.0	14.8	0.82	1.62	1710	3.3	7.8	9.5	0.55	1.05	C82-86,C96
Immunoproliferative diseases	95	0.1	0.4	0.6	0.03	0.07	103	0.2	0.5	0.5	0.03	0.07	C88
Multiple myeloma	834	1.2	3.8	4.7	0.23	0.55	583	1.1	2.6	3.0	0.14	0.38	C90
Lymphoid leukaemia	1129	1.6	5.1	7.5	0.39	0.83	713	1.4	3.2	4.6	0.25	0.44	C91
Myeloid leukaemia	994	1.4	4.5	5.9	0.28	0.60	676	1.3	3.1	3.8	0.19	0.36	C92-94
Leukaemia unspecified	26	0.0	0.1	0.1	0.01	0.01	22	0.0	0.1	0.1	0.00	0.01	C95
Myeloproliferative disorders	428	0.6	1.9	2.6	0.15	0.29	372	0.7	1.7	2.1	0.12	0.24	MPD
Myelodysplastic syndromes	779	1.1	3.5	3.8	0.09	0.37	458	0.9	2.1	1.9	0.07	0.18	MDS
Other and unspecified	1633	2.4	7.4	8.8	0.36	0.89	1348	2.6	6.1	6.0	0.24	0.61	O&U
All sites	69563		316.7	412.8	21.96	48.83	52483		238.2	305.5	19.18	34.12	C00-96
All sites except C44	68862	100.0	313.5	409.1	21.83	48.47	52174	100.0	236.8	304.1	19.13	34.00	C00-96 exc. C44

Australia, South Australia

CONTRIBUTORS

Katina D'Onise



20 major cancers, ASR (World) per 100 000

<i>Male</i>		<i>Female</i>	
Prostate	116.1	Breast	85.1
Trachea, bronchus, and lung	32.1	Melanoma of skin	22.3
Melanoma of skin	29.9	Colon	21.0
Colon	27.0	Trachea, bronchus, and lung	18.9
Rectum	17.9	Corpus uteri	13.5
Non-Hodgkin lymphoma	16.5	Non-Hodgkin lymphoma	11.8
Kidney	11.7	Rectum	9.4
Bladder	9.4	Thyroid	7.6
Lymphoid leukaemia	8.6	Other and unspecified	7.3
Other and unspecified	8.4	Ovary	6.9
Pancreas	7.1	Pancreas	5.9
Brain and nervous system	6.8	Kidney	5.6
Stomach	6.7	Cervix uteri	5.4
Testis	6.7	Lymphoid leukaemia	5.3
Liver	6.3	Brain and nervous system	4.7
Oesophagus	5.6	Myeloid leukaemia	3.2
Lip	5.1	Stomach	3.1
Myeloid leukaemia	4.9	Multiple myeloma	3.0
Multiple myeloma	4.8	Hodgkin lymphoma	2.3
Non-melanoma skin cancer	4.0	Bladder	2.3
All sites	373.8	All sites	272.3

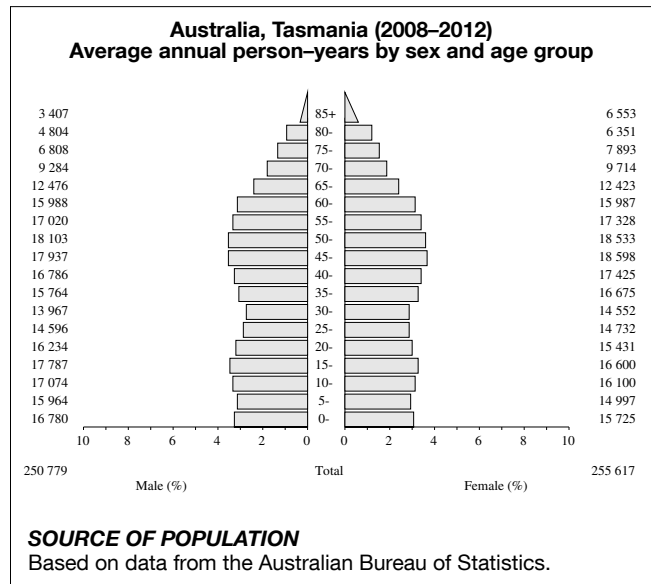
Australia, South Australia (2008–2012)

SITE	Male						Female						ICD-10
	No. cases	Freq. (%)	Crude rate (per 100 000)	ASR world	Cum. rates 0-64 (%)	0-74 (%)	No. cases	Freq. (%)	Crude rate (per 100 000)	ASR world	Cum. rates 0-64 (%)	0-74 (%)	
Lip	320	1.2	4.0	5.1	0.35	0.55	110	0.5	1.3	1.2	0.06	0.12	C00
Tongue	136	0.5	1.7	2.3	0.17	0.29	87	0.4	1.1	1.2	0.07	0.12	C01-02
Mouth	116	0.4	1.4	1.8	0.13	0.23	91	0.4	1.1	1.1	0.06	0.12	C03-06
Salivary glands	75	0.3	0.9	1.0	0.05	0.10	59	0.3	0.7	0.9	0.07	0.08	C07-08
Tonsil	103	0.4	1.3	1.8	0.16	0.19	33	0.2	0.4	0.5	0.04	0.06	C09
Other oropharynx	25	0.1	0.3	0.4	0.03	0.04	7	0.0	0.1	0.1	0.01	0.01	C10
Nasopharynx	19	0.1	0.2	0.3	0.03	0.04	7	0.0	0.1	0.1	0.01	0.01	C11
Hypopharynx	46	0.2	0.6	0.7	0.05	0.10	8	0.0	0.1	0.1	0.00	0.02	C12-13
Pharynx unspecified	15	0.1	0.2	0.2	0.01	0.03	6	0.0	0.1	0.1	0.01	0.01	C14
Oesophagus	404	1.5	5.0	5.6	0.30	0.67	171	0.8	2.1	1.7	0.06	0.20	C15
Stomach	516	2.0	6.4	6.7	0.34	0.75	306	1.5	3.7	3.1	0.16	0.32	C16
Small intestine	96	0.4	1.2	1.4	0.09	0.15	79	0.4	1.0	0.9	0.06	0.10	C17
Colon	2075	7.9	25.8	27.0	1.22	3.15	1995	9.8	24.3	21.0	0.98	2.36	C18
Rectum	1258	4.8	15.7	17.9	1.07	2.12	752	3.7	9.2	9.4	0.58	1.13	C19-20
Anus	66	0.2	0.8	1.0	0.06	0.10	71	0.3	0.9	1.0	0.06	0.12	C21
Liver	439	1.7	5.5	6.3	0.36	0.76	167	0.8	2.0	1.9	0.09	0.19	C22
Gallbladder etc.	132	0.5	1.6	1.6	0.04	0.19	172	0.8	2.1	1.6	0.06	0.17	C23-24
Pancreas	555	2.1	6.9	7.1	0.33	0.81	540	2.7	6.6	5.9	0.29	0.70	C25
Nose, sinuses etc.	29	0.1	0.4	0.4	0.02	0.03	17	0.1	0.2	0.2	0.01	0.02	C30-31
Larynx	163	0.6	2.0	2.3	0.14	0.29	19	0.1	0.2	0.2	0.02	0.03	C32
Trachea, bronchus, and lung	2556	9.7	31.8	32.1	1.28	3.82	1664	8.2	20.3	18.9	0.88	2.36	C33-34
Other thoracic organs	19	0.1	0.2	0.3	0.02	0.03	19	0.1	0.2	0.4	0.02	0.03	C37-38
Bone	50	0.2	0.6	1.1	0.07	0.08	35	0.2	0.4	0.8	0.04	0.06	C40-41
Melanoma of skin	1992	7.5	24.8	29.9	1.85	3.34	1526	7.5	18.6	22.3	1.55	2.37	C43
Other skin	285		3.5	4.0	0.24	0.42	193		2.4	2.1	0.12	0.21	C44
Mesothelioma	202	0.8	2.5	2.5	0.08	0.30	48	0.2	0.6	0.5	0.02	0.05	C45
Kaposi sarcoma	8	0.0	0.1	0.1	0.00	0.01	7	0.0	0.1	0.0	0.00	0.00	C46
Connective and soft tissue	182	0.7	2.3	2.7	0.16	0.26	113	0.6	1.4	1.7	0.10	0.18	C47+C49
Breast	50	0.2	0.6	0.7	0.05	0.07	5700	28.1	69.5	85.1	6.24	9.85	C50
Vulva							135	0.7	1.6	1.8	0.10	0.20	C51
Vagina							26	0.1	0.3	0.3	0.02	0.03	C52
Cervix uteri							286	1.4	3.5	5.4	0.41	0.49	C53
Corpus uteri							965	4.8	11.8	13.5	0.94	1.72	C54
Uterus unspecified							55	0.3	0.7	0.7	0.06	0.09	C55
Ovary							489	2.4	6.0	6.9	0.47	0.76	C56
Other female genital organs							41	0.2	0.5	0.5	0.04	0.07	C57
Placenta							1	0.0	0.0	0.0	0.00	0.00	C58
Penis	34	0.1	0.4	0.5	0.03	0.05							C60
Prostate	8485	32.1	105.6	116.1	5.62	15.45							C61
Testis	280	1.1	3.5	6.7	0.50	0.51							C62
Other male genital organs	6	0.0	0.1	0.1	0.00	0.01							C63
Kidney	776	2.9	9.7	11.7	0.71	1.37	410	2.0	5.0	5.6	0.34	0.67	C64
Renal pelvis	68	0.3	0.8	0.9	0.04	0.10	65	0.3	0.8	0.6	0.02	0.05	C65
Ureter	37	0.1	0.5	0.4	0.01	0.06	33	0.2	0.4	0.3	0.00	0.03	C66
Bladder	808	3.1	10.1	9.4	0.31	1.00	265	1.3	3.2	2.3	0.08	0.23	C67
Other urinary organs	4	0.0	0.0	0.1	0.00	0.01	2	0.0	0.0	0.0	0.00	0.00	C68
Eye	73	0.3	0.9	1.4	0.08	0.15	52	0.3	0.6	0.8	0.05	0.08	C69
Brain and nervous system	398	1.5	5.0	6.8	0.44	0.71	285	1.4	3.5	4.7	0.30	0.47	C70-72
Thyroid	152	0.6	1.9	2.6	0.19	0.27	402	2.0	4.9	7.6	0.61	0.73	C73
Adrenal gland	14	0.1	0.2	0.4	0.02	0.02	12	0.1	0.1	0.3	0.02	0.02	C74
Other endocrine	5	0.0	0.1	0.1	0.01	0.01	1	0.0	0.0	0.0	0.00	0.00	C75
Hodgkin lymphoma	134	0.5	1.7	2.9	0.20	0.25	101	0.5	1.2	2.3	0.15	0.18	C81
Non-Hodgkin lymphoma	1109	4.2	13.8	16.5	0.98	1.89	926	4.6	11.3	11.8	0.73	1.32	C82-86,C96
Immunoproliferative diseases	57	0.2	0.7	0.9	0.05	0.10	45	0.2	0.5	0.5	0.03	0.07	C88
Multiple myeloma	355	1.3	4.4	4.8	0.26	0.57	259	1.3	3.2	3.0	0.16	0.35	C90
Lymphoid leukaemia	519	2.0	6.5	8.6	0.46	0.91	350	1.7	4.3	5.3	0.28	0.53	C91
Myeloid leukaemia	332	1.3	4.1	4.9	0.26	0.49	248	1.2	3.0	3.2	0.19	0.32	C92-94
Leukaemia unspecified	13	0.0	0.2	0.2	0.01	0.01	4	0.0	0.0	0.0	0.00	0.00	C95
Myeloproliferative disorders	160	0.6	2.0	2.2	0.12	0.22	135	0.7	1.6	1.7	0.10	0.17	MPD
Myelodysplastic syndromes	285	1.1	3.5	3.1	0.06	0.32	171	0.8	2.1	1.5	0.04	0.18	MDS
Other and unspecified	680	2.6	8.5	8.4	0.36	0.85	740	3.6	9.0	7.3	0.32	0.74	O&U
All sites	26716		332.5	373.8	19.39	44.26	20506		249.9	272.3	17.12	30.54	C00-96
All sites except C44	26431	100.0	328.9	369.9	19.15	43.84	20313	100.0	247.6	270.1	17.00	30.33	C00-96 exc. C44

Australia, Tasmania

CONTRIBUTORS

Brian Stokes
Alison Venn
Tim Albion
Peter Otahl



NOTES ON THE DATA

†C67 (bladder cancer) includes neoplasms of uncertain or unknown behaviour together with invasive cancers.

20 major cancers, ASR (World) per 100 000

<i>Male</i>		<i>Female</i>	
Prostate	120.7	Breast	89.6
Melanoma of skin	39.2	Melanoma of skin	31.8
Trachea, bronchus, and lung	34.9	Colon	27.9
Colon	32.2	Trachea, bronchus, and lung	23.6
Bladder	25.7	Rectum	12.1
Rectum	21.6	Non-Hodgkin lymphoma	9.9
Non-Hodgkin lymphoma	15.5	Corpus uteri	9.4
Kidney	12.7	Bladder	7.7
Lip	9.5	Thyroid	7.7
Brain and nervous system	8.6	Ovary	7.3
Other and unspecified	8.2	Kidney	7.1
Oesophagus	8.0	Other and unspecified	6.9
Lymphoid leukaemia	7.8	Cervix uteri	6.1
Pancreas	7.4	Pancreas	5.8
Stomach	7.0	Brain and nervous system	4.7
Testis	6.8	Myeloid leukaemia	4.1
Multiple myeloma	5.2	Lymphoid leukaemia	3.6
Liver	4.9	Stomach	3.1
Myeloid leukaemia	4.7	Multiple myeloma	2.8
Non-melanoma skin cancer	4.3	Lip	2.6
All sites	428.4	All sites	305.2

Australia, Tasmania (2008–2012)

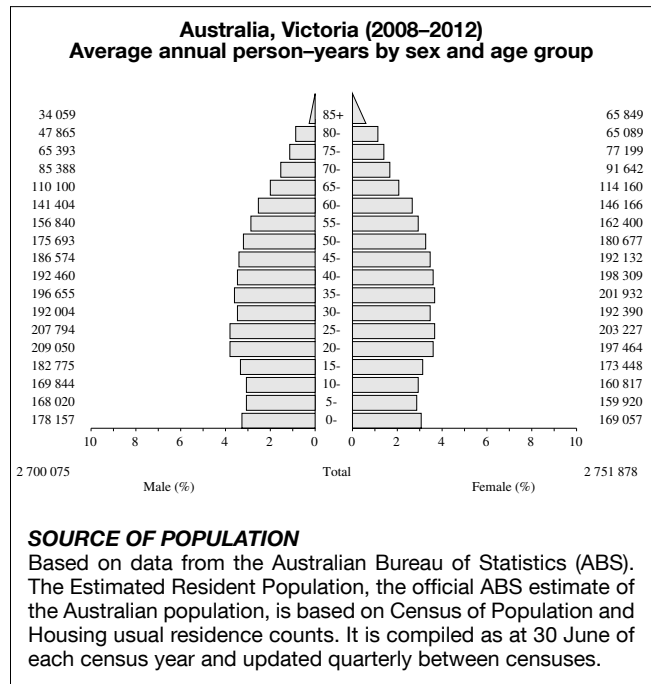
SITE	Male						Female						ICD-10
	No. cases	Freq. (%)	Crude rate (per 100 000)	ASR world	Cum. rates 0-64 (%)	0-74 (%)	No. cases	Freq. (%)	Crude rate (per 100 000)	ASR world	Cum. rates 0-64 (%)	0-74 (%)	
Lip	192	2.0	7.7	9.5	0.62	1.04	69	1.0	2.7	2.6	0.14	0.27	C00
Tongue	60	0.6	2.4	2.9	0.20	0.33	31	0.4	1.2	1.3	0.07	0.16	C01-02
Mouth	44	0.5	1.8	1.9	0.17	0.21	28	0.4	1.1	1.2	0.06	0.14	C03-06
Salivary glands	23	0.2	0.9	0.9	0.04	0.07	17	0.2	0.7	0.8	0.07	0.08	C07-08
Tonsil	44	0.5	1.8	2.3	0.20	0.26	10	0.1	0.4	0.4	0.02	0.06	C09
Other oropharynx	7	0.1	0.3	0.3	0.02	0.03	0	0.0	0.0	0.0	0.00	0.00	C10
Nasopharynx	4	0.0	0.2	0.3	0.02	0.03	4	0.1	0.2	0.1	0.01	0.01	C11
Hypopharynx	17	0.2	0.7	0.8	0.05	0.13	4	0.1	0.2	0.2	0.01	0.02	C12-13
Pharynx unspecified	14	0.1	0.6	0.7	0.07	0.09	5	0.1	0.2	0.2	0.01	0.01	C14
Oesophagus	190	2.0	7.6	8.0	0.47	0.97	77	1.1	3.0	2.3	0.08	0.25	C15
Stomach	173	1.8	6.9	7.0	0.35	0.81	92	1.3	3.6	3.1	0.16	0.31	C16
Small intestine	19	0.2	0.8	0.9	0.06	0.12	19	0.3	0.7	0.9	0.06	0.12	C17
Colon	786	8.2	31.3	32.2	1.41	3.91	770	10.8	30.1	27.9	1.27	3.26	C18
Rectum	500	5.2	19.9	21.6	1.17	2.75	309	4.3	12.1	12.1	0.65	1.53	C19-20
Anus	19	0.2	0.8	1.0	0.08	0.12	35	0.5	1.4	1.7	0.12	0.20	C21
Liver	115	1.2	4.6	4.9	0.21	0.64	48	0.7	1.9	1.5	0.05	0.15	C22
Gallbladder etc.	41	0.4	1.6	1.6	0.07	0.15	56	0.8	2.2	1.9	0.07	0.26	C23-24
Pancreas	180	1.9	7.2	7.4	0.38	0.85	179	2.5	7.0	5.8	0.25	0.63	C25
Nose, sinuses etc.	37	0.4	1.5	1.7	0.10	0.21	7	0.1	0.3	0.4	0.03	0.05	C30-31
Larynx	83	0.9	3.3	3.7	0.20	0.46	8	0.1	0.3	0.3	0.02	0.04	C32
Trachea, bronchus, and lung	875	9.1	34.9	34.9	1.39	4.22	637	9.0	24.9	23.6	1.02	3.06	C33-34
Other thoracic organs	12	0.1	0.5	0.7	0.04	0.06	9	0.1	0.4	0.6	0.03	0.05	C37-38
Bone	24	0.3	1.0	1.6	0.13	0.14	12	0.2	0.5	0.7	0.05	0.07	C40-41
Melanoma of skin	819	8.5	32.7	39.2	2.49	4.36	643	9.0	25.2	31.8	2.23	3.26	C43
Other skin	116		4.6	4.3	0.17	0.41	64		2.5	1.9	0.07	0.17	C44
Mesothelioma	52	0.5	2.1	2.1	0.09	0.27	4	0.1	0.2	0.2	0.01	0.02	C45
Kaposi sarcoma	0	0.0	0.0	0.0	0.00	0.00	0	0.0	0.0	0.0	0.00	0.00	C46
Connective and soft tissue	62	0.6	2.5	3.2	0.19	0.31	48	0.7	1.9	2.3	0.14	0.22	C47+C49
Breast	8	0.1	0.3	0.4	0.03	0.05	1873	26.3	73.3	89.6	6.77	10.24	C50
Vulva							41	0.6	1.6	1.7	0.08	0.21	C51
Vagina							13	0.2	0.5	0.6	0.05	0.06	C52
Cervix uteri							96	1.3	3.8	6.1	0.44	0.56	C53
Corpus uteri							216	3.0	8.5	9.4	0.63	1.21	C54
Uterus unspecified							34	0.5	1.3	1.4	0.09	0.17	C55
Ovary							165	2.3	6.5	7.3	0.46	0.83	C56
Other female genital organs							34	0.5	1.3	1.4	0.07	0.19	C57
Placenta							0	0.0	0.0	0.0	0.00	0.00	C58
Penis	15	0.2	0.6	0.8	0.04	0.12							C60
Prostate	2788	29.1	111.2	120.7	6.86	15.99							C61
Testis	82	0.9	3.3	6.8	0.51	0.53							C62
Other male genital organs	6	0.1	0.2	0.3	0.02	0.02							C63
Kidney	269	2.8	10.7	12.7	0.84	1.55	163	2.3	6.4	7.1	0.40	0.90	C64
Renal pelvis	25	0.3	1.0	1.0	0.03	0.12	17	0.2	0.7	0.5	0.02	0.06	C65
Ureter	7	0.1	0.3	0.2	0.01	0.02	4	0.1	0.2	0.1	0.01	0.02	C66
†Bladder	648	6.8	25.8	25.7	1.06	2.71	213	3.0	8.3	7.7	0.36	0.86	C67
Other urinary organs	5	0.1	0.2	0.2	0.02	0.02	1	0.0	0.0	0.0	0.00	0.00	C68
Eye	14	0.1	0.6	0.6	0.04	0.08	7	0.1	0.3	0.3	0.01	0.03	C69
Brain and nervous system	153	1.6	6.1	8.6	0.54	0.90	99	1.4	3.9	4.7	0.28	0.49	C70-72
Thyroid	59	0.6	2.4	3.3	0.25	0.31	135	1.9	5.3	7.7	0.61	0.78	C73
Adrenal gland	4	0.0	0.2	0.6	0.02	0.02	6	0.1	0.2	0.4	0.03	0.03	C74
Other endocrine	5	0.1	0.2	0.3	0.02	0.04	0	0.0	0.0	0.0	0.00	0.00	C75
Hodgkin lymphoma	48	0.5	1.9	3.8	0.25	0.30	34	0.5	1.3	2.5	0.18	0.20	C81
Non-Hodgkin lymphoma	337	3.5	13.4	15.5	0.91	1.72	247	3.5	9.7	9.9	0.55	1.11	C82-86,C96
Immunoproliferative diseases	26	0.3	1.0	1.2	0.07	0.16	15	0.2	0.6	0.5	0.02	0.08	C88
Multiple myeloma	124	1.3	4.9	5.2	0.26	0.64	80	1.1	3.1	2.8	0.11	0.36	C90
Lymphoid leukaemia	144	1.5	5.7	7.8	0.48	0.83	76	1.1	3.0	3.6	0.14	0.40	C91
Myeloid leukaemia	95	1.0	3.8	4.7	0.22	0.52	91	1.3	3.6	4.1	0.23	0.42	C92-94
Leukaemia unspecified	7	0.1	0.3	0.2	0.01	0.02	6	0.1	0.2	0.2	0.00	0.02	C95
Myeloproliferative disorders	18	0.2	0.7	0.9	0.06	0.09	28	0.4	1.1	1.1	0.07	0.14	MPD
Myelodysplastic syndromes	84	0.9	3.3	3.1	0.05	0.36	63	0.9	2.5	1.7	0.05	0.11	MDS
Other and unspecified	220	2.3	8.8	8.2	0.30	0.74	236	3.3	9.2	6.9	0.22	0.62	O&U
All sites	9699		386.8	428.4	23.26	50.76	7178		280.8	305.2	18.60	34.47	C00-96
All sites except C44	9583	100.0	382.1	424.0	23.09	50.35	7114	100.0	278.3	303.4	18.53	34.30	C00-96 exc. C44

† See note following population pyramid

Australia, Victoria

CONTRIBUTORS

Helen Farrugia
Vicky Thursfield
Jodi Nicholls



20 major cancers, ASR (World) per 100 000

<i>Male</i>		<i>Female</i>	
Prostate	119.3	Breast	84.9
Trachea, bronchus, and lung	31.5	Melanoma of skin	23.0
Melanoma of skin	30.4	Colon	21.3
Colon	26.2	Trachea, bronchus, and lung	20.0
Rectum	17.6	Corpus uteri	13.2
Non-Hodgkin lymphoma	15.8	Non-Hodgkin lymphoma	10.4
Kidney	11.0	Rectum	9.5
Bladder	9.4	Thyroid	9.5
Stomach	7.9	Ovary	8.0
Pancreas	7.7	Other and unspecified	6.4
Brain and nervous system	7.3	Pancreas	5.8
Other and unspecified	7.3	Kidney	5.7
Lymphoid leukaemia	6.7	Brain and nervous system	5.2
Liver	6.6	Cervix uteri	5.1
Testis	6.5	Multiple myeloma	3.9
Myeloid leukaemia	5.5	Myeloid leukaemia	3.7
Multiple myeloma	5.3	Lymphoid leukaemia	3.7
Oesophagus	5.1	Stomach	3.6
Myelodysplastic syndromes	4.1	Myeloproliferative disorders	2.7
Thyroid	3.4	Bladder	2.4
All sites	373.7	All sites	275.7

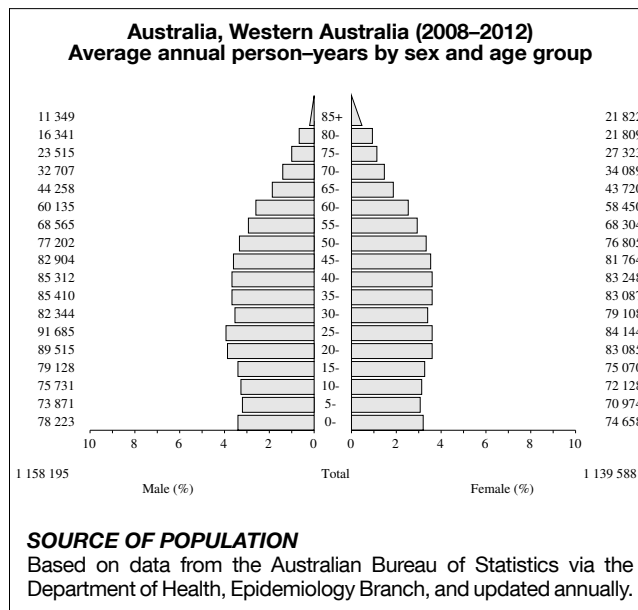
Australia, Victoria (2008–2012)

SITE	Male						Female						ICD-10
	No. cases	Freq. (%)	Crude rate (per 100 000)	ASR world	Cum. rates 0-64 (%)	0-74	No. cases	Freq. (%)	Crude rate (per 100 000)	ASR world	Cum. rates 0-64 (%)	0-74	
Lip	659	0.8	2.4	3.3	0.20	0.37	289	0.5	1.1	1.1	0.06	0.12	C00
Tongue	488	0.6	1.8	2.5	0.17	0.31	268	0.4	1.0	1.1	0.08	0.13	C01-02
Mouth	368	0.5	1.4	1.8	0.12	0.23	235	0.4	0.9	1.0	0.06	0.12	C03-06
Salivary glands	169	0.2	0.6	0.8	0.04	0.08	141	0.2	0.5	0.7	0.05	0.07	C07-08
Tonsil	325	0.4	1.2	1.7	0.14	0.21	69	0.1	0.3	0.3	0.03	0.04	C09
Other oropharynx	67	0.1	0.2	0.3	0.02	0.05	34	0.1	0.1	0.1	0.01	0.02	C10
Nasopharynx	126	0.2	0.5	0.7	0.05	0.07	46	0.1	0.2	0.2	0.02	0.02	C11
Hypopharynx	112	0.1	0.4	0.5	0.03	0.08	34	0.1	0.1	0.1	0.01	0.02	C12-13
Pharynx unspecified	73	0.1	0.3	0.4	0.02	0.05	15	0.0	0.1	0.1	0.00	0.01	C14
Oesophagus	1147	1.4	4.2	5.1	0.27	0.60	526	0.8	1.9	1.7	0.06	0.18	C15
Stomach	1833	2.3	6.8	7.9	0.36	0.91	998	1.6	3.6	3.6	0.17	0.41	C16
Small intestine	275	0.3	1.0	1.3	0.07	0.15	268	0.4	1.0	1.1	0.06	0.13	C17
Colon	6174	7.6	22.9	26.2	1.12	3.02	5970	9.4	21.7	21.3	0.99	2.40	C18
Rectum	3837	4.7	14.2	17.6	0.97	2.14	2322	3.7	8.4	9.5	0.57	1.10	C19-20
Anus	191	0.2	0.7	0.9	0.06	0.11	295	0.5	1.1	1.3	0.09	0.15	C21
Liver	1424	1.8	5.3	6.6	0.40	0.76	507	0.8	1.8	1.9	0.10	0.21	C22
Gallbladder etc.	417	0.5	1.5	1.7	0.06	0.18	570	0.9	2.1	1.9	0.07	0.23	C23-24
Pancreas	1822	2.3	6.7	7.7	0.33	0.89	1720	2.7	6.3	5.8	0.25	0.65	C25
Nose, sinuses etc.	167	0.2	0.6	0.8	0.05	0.09	71	0.1	0.3	0.3	0.02	0.03	C30-31
Larynx	643	0.8	2.4	3.0	0.17	0.37	92	0.1	0.3	0.4	0.02	0.05	C32
Trachea, bronchus, and lung	7581	9.4	28.1	31.5	1.21	3.69	5172	8.2	18.8	20.0	0.97	2.47	C33-34
Other thoracic organs	80	0.1	0.3	0.4	0.03	0.04	47	0.1	0.2	0.2	0.01	0.03	C37-38
Bone	176	0.2	0.7	1.1	0.07	0.10	106	0.2	0.4	0.7	0.04	0.05	C40-41
Melanoma of skin	6322	7.8	23.4	30.4	1.83	3.42	4873	7.7	17.7	23.0	1.62	2.47	C43
Other skin	255		0.9	1.1	0.05	0.10	203		0.7	0.8	0.04	0.08	C44
Mesothelioma	591	0.7	2.2	2.3	0.08	0.27	142	0.2	0.5	0.5	0.03	0.06	C45
Kaposi sarcoma	89	0.1	0.3	0.4	0.03	0.04	33	0.1	0.1	0.1	0.00	0.01	C46
Connective and soft tissue	526	0.6	1.9	2.8	0.16	0.27	364	0.6	1.3	1.8	0.11	0.17	C47+C49
Breast	156	0.2	0.6	0.7	0.04	0.09	17651	27.8	64.1	84.9	6.32	9.65	C50
Vulva							383	0.6	1.4	1.5	0.09	0.15	C51
Vagina							67	0.1	0.2	0.3	0.01	0.04	C52
Cervix uteri							930	1.5	3.4	5.1	0.39	0.48	C53
Corpus uteri							2866	4.5	10.4	13.2	0.91	1.65	C54
Uterus unspecified							96	0.2	0.3	0.4	0.03	0.04	C55
Ovary							1819	2.9	6.6	8.0	0.50	0.90	C56
Other female genital organs							202	0.3	0.7	0.8	0.05	0.10	C57
Placenta							7	0.0	0.0	0.0	0.00	0.00	C58
Penis	98	0.1	0.4	0.4	0.02	0.04							C60
Prostate	25629	31.7	94.9	119.3	6.44	15.74							C61
Testis	964	1.2	3.6	6.5	0.48	0.50							C62
Other male genital organs	34	0.0	0.1	0.2	0.01	0.02							C63
Kidney	2249	2.8	8.3	11.0	0.71	1.28	1270	2.0	4.6	5.7	0.36	0.67	C64
Renal pelvis	177	0.2	0.7	0.7	0.03	0.09	122	0.2	0.4	0.4	0.01	0.04	C65
Ureter	108	0.1	0.4	0.4	0.01	0.04	70	0.1	0.3	0.2	0.00	0.02	C66
Bladder	2449	3.0	9.1	9.4	0.30	0.98	751	1.2	2.7	2.4	0.09	0.25	C67
Other urinary organs	22	0.0	0.1	0.1	0.00	0.01	9	0.0	0.0	0.0	0.00	0.00	C68
Eye	140	0.2	0.5	0.8	0.04	0.07	119	0.2	0.4	0.7	0.04	0.06	C69
Brain and nervous system	1357	1.7	5.0	7.3	0.44	0.76	1006	1.6	3.7	5.2	0.33	0.52	C70-72
Thyroid	619	0.8	2.3	3.4	0.25	0.36	1704	2.7	6.2	9.5	0.75	0.93	C73
Adrenal gland	43	0.1	0.2	0.4	0.02	0.03	38	0.1	0.1	0.3	0.02	0.02	C74
Other endocrine	25	0.0	0.1	0.2	0.01	0.01	13	0.0	0.0	0.1	0.00	0.01	C75
Hodgkin lymphoma	453	0.6	1.7	2.9	0.19	0.25	350	0.6	1.3	2.3	0.15	0.18	C81
Non-Hodgkin lymphoma	3259	4.0	12.1	15.8	0.91	1.75	2470	3.9	9.0	10.4	0.60	1.17	C82-86,C96
Immunoproliferative diseases	242	0.3	0.9	1.1	0.06	0.11	198	0.3	0.7	0.8	0.05	0.08	C88
Multiple myeloma	1228	1.5	4.5	5.3	0.25	0.61	1020	1.6	3.7	3.9	0.20	0.46	C90
Lymphoid leukaemia	1210	1.5	4.5	6.7	0.32	0.62	715	1.1	2.6	3.7	0.19	0.32	C91
Myeloid leukaemia	1171	1.4	4.3	5.5	0.27	0.55	912	1.4	3.3	3.7	0.19	0.38	C92-94
Leukaemia unspecified	25	0.0	0.1	0.1	0.00	0.01	43	0.1	0.2	0.2	0.01	0.01	C95
Myeloproliferative disorders	678	0.8	2.5	3.2	0.19	0.34	649	1.0	2.4	2.7	0.16	0.29	MPD
Myelodysplastic syndromes	1130	1.4	4.2	4.1	0.10	0.36	753	1.2	2.7	2.2	0.07	0.22	MDS
Other and unspecified	1794	2.2	6.6	7.3	0.30	0.71	1991	3.1	7.2	6.4	0.26	0.63	O&U
All sites	81197		300.7	373.7	19.51	43.91	63634		231.2	275.7	17.32	30.71	C00-96
All sites except C44	80942	100.0	299.8	372.6	19.46	43.81	63431	100.0	230.5	275.0	17.28	30.63	C00-96 exc. C44

Australia, Western Australia

CONTRIBUTORS

Timothy Threlfall
Judith Thompson



20 major cancers, ASR (World) per 100 000

<i>Male</i>		<i>Female</i>	
Prostate	119.3	Breast	86.3
Melanoma of skin	38.0	Melanoma of skin	24.4
Trachea, bronchus, and lung	32.3	Trachea, bronchus, and lung	21.2
Colon	26.9	Colon	20.9
Rectum	16.2	Thyroid	12.1
Non-Hodgkin lymphoma	14.5	Corpus uteri	10.7
Kidney	11.5	Non-Hodgkin lymphoma	9.5
Other and unspecified	8.9	Rectum	9.2
Bladder	8.3	Ovary	7.4
Pancreas	7.5	Cervix uteri	6.1
Stomach	7.0	Other and unspecified	5.8
Lymphoid leukaemia	6.5	Pancreas	5.6
Brain and nervous system	6.4	Kidney	5.6
Testis	6.0	Brain and nervous system	4.7
Oesophagus	5.7	Lymphoid leukaemia	4.0
Liver	5.4	Myeloid leukaemia	3.5
Lip	5.4	Multiple myeloma	3.4
Myeloid leukaemia	4.8	Stomach	3.0
Mesothelioma	4.7	Bladder	2.3
Multiple myeloma	4.7	Hodgkin lymphoma	2.0
All sites	383.2	All sites	275.5

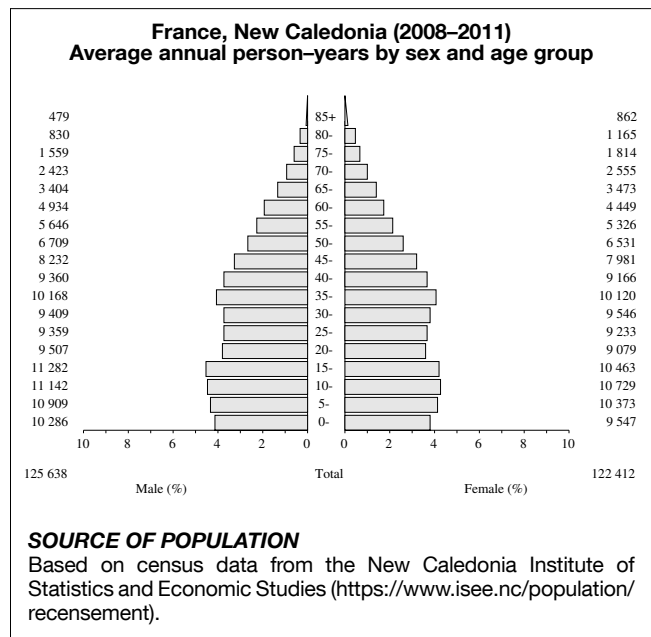
Australia, Western Australia (2008–2012)

SITE	Male						Female						ICD-10
	No. cases	Freq. (%)	Crude rate (per 100 000)	ASR world	Cum. rates 0-64 (%)	0-74 (%)	No. cases	Freq. (%)	Crude rate (per 100 000)	ASR world	Cum. rates 0-64 (%)	0-74 (%)	
Lip	429	1.3	3.7	5.4	0.36	0.55	160	0.7	1.4	1.7	0.11	0.19	C00
Tongue	234	0.7	2.0	2.8	0.20	0.32	97	0.4	0.9	1.1	0.08	0.11	C01-02
Mouth	178	0.5	1.5	2.2	0.14	0.27	90	0.4	0.8	0.9	0.06	0.09	C03-06
Salivary glands	78	0.2	0.7	1.0	0.07	0.11	54	0.2	0.5	0.6	0.04	0.06	C07-08
Tonsil	210	0.6	1.8	2.7	0.24	0.30	42	0.2	0.4	0.6	0.05	0.06	C09
Other oropharynx	46	0.1	0.4	0.6	0.04	0.07	7	0.0	0.1	0.1	0.01	0.01	C10
Nasopharynx	40	0.1	0.3	0.5	0.05	0.05	19	0.1	0.2	0.2	0.02	0.03	C11
Hypopharynx	61	0.2	0.5	0.7	0.03	0.09	13	0.1	0.1	0.1	0.01	0.01	C12-13
Pharynx unspecified	20	0.1	0.2	0.2	0.01	0.03	7	0.0	0.1	0.1	0.00	0.01	C14
Oesophagus	512	1.6	4.4	5.7	0.29	0.68	160	0.7	1.4	1.5	0.07	0.16	C15
Stomach	648	2.0	5.6	7.0	0.33	0.75	300	1.2	2.6	3.0	0.15	0.32	C16
Small intestine	152	0.5	1.3	1.8	0.11	0.22	98	0.4	0.9	1.1	0.06	0.13	C17
Colon	2391	7.4	20.6	26.9	1.20	3.13	2097	8.7	18.4	20.9	1.01	2.37	C18
Rectum	1378	4.2	11.9	16.2	0.90	2.03	859	3.5	7.5	9.2	0.56	1.07	C19-20
Anus	49	0.2	0.4	0.6	0.02	0.08	104	0.4	0.9	1.2	0.08	0.14	C21
Liver	462	1.4	4.0	5.4	0.32	0.63	186	0.8	1.6	2.0	0.10	0.23	C22
Gallbladder etc.	192	0.6	1.7	2.1	0.09	0.25	207	0.9	1.8	1.9	0.08	0.20	C23-24
Pancreas	679	2.1	5.9	7.5	0.33	0.86	598	2.5	5.2	5.6	0.25	0.65	C25
Nose, sinuses etc.	58	0.2	0.5	0.7	0.04	0.07	29	0.1	0.3	0.3	0.02	0.03	C30-31
Larynx	228	0.7	2.0	2.7	0.14	0.34	31	0.1	0.3	0.3	0.02	0.05	C32
Trachea, bronchus, and lung	2988	9.2	25.8	32.3	1.26	3.73	2099	8.7	18.4	21.2	0.98	2.62	C33-34
Other thoracic organs	34	0.1	0.3	0.5	0.03	0.05	29	0.1	0.3	0.4	0.03	0.04	C37-38
Bone	80	0.2	0.7	1.3	0.08	0.10	53	0.2	0.5	0.9	0.06	0.07	C40-41
Melanoma of skin	3175	9.8	27.4	38.0	2.26	4.36	2043	8.4	17.9	24.4	1.71	2.60	C43
Other skin	262		2.3	2.9	0.11	0.29	174		1.5	1.7	0.06	0.19	C44
Mesothelioma	429	1.3	3.7	4.7	0.16	0.59	76	0.3	0.7	0.8	0.02	0.09	C45
Kaposi sarcoma	10	0.0	0.1	0.1	0.01	0.01	4	0.0	0.0	0.0	0.00	0.01	C46
Connective and soft tissue	192	0.6	1.7	2.4	0.13	0.23	137	0.6	1.2	1.8	0.12	0.16	C47+C49
Breast	44	0.1	0.4	0.5	0.02	0.07	7157	29.5	62.8	86.3	6.32	9.85	C50
Vulva							142	0.6	1.2	1.5	0.09	0.15	C51
Vagina							45	0.2	0.4	0.5	0.03	0.05	C52
Cervix uteri							446	1.8	3.9	6.1	0.46	0.57	C53
Corpus uteri							934	3.9	8.2	10.7	0.72	1.32	C54
Uterus unspecified							0	0.0	0.0	0.0	0.00	0.00	C55
Ovary							652	2.7	5.7	7.4	0.47	0.85	C56
Other female genital organs							59	0.2	0.5	0.6	0.03	0.08	C57
Placenta							3	0.0	0.0	0.0	0.00	0.00	C58
Penis	43	0.1	0.4	0.5	0.02	0.05							C60
Prostate	10192	31.4	88.0	119.3	6.31	15.71							C61
Testis	386	1.2	3.3	6.0	0.44	0.46							C62
Other male genital organs	5	0.0	0.0	0.1	0.01	0.01							C63
Kidney	934	2.9	8.1	11.5	0.76	1.34	480	2.0	4.2	5.6	0.34	0.62	C64
Renal pelvis	65	0.2	0.6	0.8	0.04	0.09	47	0.2	0.4	0.4	0.01	0.04	C65
Ureter	34	0.1	0.3	0.4	0.02	0.04	29	0.1	0.3	0.3	0.01	0.03	C66
Bladder	791	2.4	6.8	8.3	0.26	0.91	275	1.1	2.4	2.3	0.07	0.25	C67
Other urinary organs	33	0.1	0.3	0.3	0.01	0.02	11	0.0	0.1	0.1	0.00	0.01	C68
Eye	74	0.2	0.6	1.0	0.06	0.11	51	0.2	0.4	0.7	0.05	0.07	C69
Brain and nervous system	467	1.4	4.0	6.4	0.39	0.65	370	1.5	3.2	4.7	0.27	0.47	C70-72
Thyroid	316	1.0	2.7	4.2	0.31	0.42	869	3.6	7.6	12.1	0.96	1.19	C73
Adrenal gland	32	0.1	0.3	0.6	0.03	0.05	27	0.1	0.2	0.5	0.03	0.03	C74
Other endocrine	11	0.0	0.1	0.2	0.01	0.01	7	0.0	0.1	0.1	0.01	0.01	C75
Hodgkin lymphoma	177	0.5	1.5	2.7	0.18	0.23	122	0.5	1.1	2.0	0.14	0.16	C81
Non-Hodgkin lymphoma	1187	3.7	10.2	14.5	0.80	1.62	875	3.6	7.7	9.5	0.52	1.07	C82-86,C96
Immunoproliferative diseases	70	0.2	0.6	0.8	0.05	0.10	44	0.2	0.4	0.5	0.03	0.05	C88
Multiple myeloma	420	1.3	3.6	4.7	0.23	0.54	344	1.4	3.0	3.4	0.15	0.41	C90
Lymphoid leukaemia	485	1.5	4.2	6.5	0.33	0.67	317	1.3	2.8	4.0	0.20	0.41	C91
Myeloid leukaemia	380	1.2	3.3	4.8	0.25	0.45	305	1.3	2.7	3.5	0.21	0.36	C92-94
Leukaemia unspecified	18	0.1	0.2	0.2	0.00	0.01	12	0.0	0.1	0.1	0.00	0.01	C95
Myeloproliferative disorders	162	0.5	1.4	1.8	0.09	0.18	140	0.6	1.2	1.4	0.07	0.14	MPD
Myelodysplastic syndromes	343	1.1	3.0	3.4	0.08	0.29	207	0.9	1.8	1.6	0.04	0.14	MDS
Other and unspecified	823	2.5	7.1	8.9	0.38	0.84	664	2.7	5.8	5.8	0.25	0.57	O&U
All sites	32707		282.4	383.2	20.05	45.07	24407		214.2	275.5	17.24	30.62	C00-96
All sites except C44	32445	100.0	280.1	380.3	19.94	44.78	24233	100.0	212.6	273.8	17.17	30.43	C00-96 exc. C44

France, New Caledonia

CONTRIBUTORS

Sylvie Laumond
Erika Hartmann
Delphine Tranap



NOTES ON THE DATA

*No DCO registrations. †C67 (bladder cancer) includes neoplasms of uncertain or unknown behaviour together with invasive cancers.

20 major cancers, ASR (World) per 100 000

<i>Male</i>		<i>Female</i>	
Prostate	109.8	Breast	89.5
Trachea, bronchus, and lung	62.1	Thyroid	32.6
Colon	19.2	Trachea, bronchus, and lung	23.7
Bladder	18.3	Corpus uteri	19.5
Non-melanoma skin cancer	15.4	Cervix uteri	15.5
Liver	13.2	Colon	13.5
Stomach	10.8	Non-melanoma skin cancer	10.1
Rectum	9.2	Ovary	8.0
Melanoma of skin	9.1	Rectum	6.6
Kidney	8.1	Melanoma of skin	6.4
Thyroid	7.9	Stomach	5.8
Pancreas	7.8	Non-Hodgkin lymphoma	5.8
Non-Hodgkin lymphoma	7.6	Other and unspecified	5.7
Myeloid leukaemia	7.2	Pancreas	5.3
Other and unspecified	7.2	Liver	4.7
Brain and nervous system	5.5	Bladder	3.7
Oesophagus	5.3	Myeloid leukaemia	3.6
Larynx	4.5	Kidney	3.4
Multiple myeloma	4.5	Lymphoid leukaemia	3.3
Mouth	4.2	Brain and nervous system	2.7
All sites	377.4	All sites	295.2

*France, New Caledonia (2008–2011)

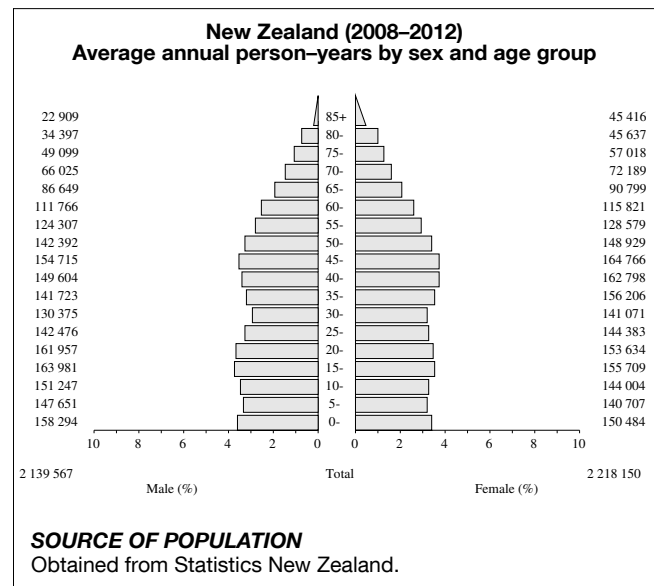
SITE	Male						Female						ICD-10
	No. cases	Freq. (%)	Crude rate (per 100 000)	ASR world	Cum. rates 0-64 (%)	0-74	No. cases	Freq. (%)	Crude rate (per 100 000)	ASR world	Cum. rates 0-64 (%)	0-74	
Lip	1	0.1	0.1	0.2	0.02	0.02	0	0.0	0.0	0.0	0.00	0.00	C00
Tongue	17	0.9	1.7	3.2	0.20	0.27	8	0.5	0.8	1.5	0.07	0.18	C01-02
Mouth	21	1.1	2.1	4.2	0.28	0.55	4	0.3	0.4	0.7	0.07	0.07	C03-06
Salivary glands	9	0.5	0.9	1.6	0.11	0.16	5	0.3	0.5	0.9	0.06	0.06	C07-08
Tonsil	18	1.0	1.8	3.4	0.24	0.42	0	0.0	0.0	0.0	0.00	0.00	C09
Other oropharynx	6	0.3	0.6	1.1	0.09	0.12	0	0.0	0.0	0.0	0.00	0.00	C10
Nasopharynx	6	0.3	0.6	1.1	0.12	0.12	3	0.2	0.3	0.6	0.03	0.08	C11
Hypopharynx	9	0.5	0.9	1.7	0.13	0.18	0	0.0	0.0	0.0	0.00	0.00	C12-13
Pharynx unspecified	1	0.1	0.1	0.2	0.02	0.02	2	0.1	0.2	0.4	0.02	0.06	C14
Oesophagus	28	1.5	2.8	5.3	0.38	0.64	5	0.3	0.5	0.9	0.05	0.09	C15
Stomach	59	3.2	5.9	10.8	0.45	1.01	35	2.3	3.6	5.8	0.28	0.51	C16
Small intestine	5	0.3	0.5	0.9	0.06	0.06	10	0.6	1.0	1.7	0.11	0.15	C17
Colon	101	5.4	10.0	19.2	1.00	2.28	78	5.0	8.0	13.5	0.61	1.33	C18
Rectum	49	2.6	4.9	9.2	0.63	0.93	36	2.3	3.7	6.6	0.34	0.81	C19-20
Anus	0	0.0	0.0	0.0	0.00	0.00	6	0.4	0.6	1.2	0.10	0.15	C21
Liver	68	3.6	6.8	13.2	0.96	1.71	25	1.6	2.6	4.7	0.29	0.49	C22
Gallbladder etc.	13	0.7	1.3	2.5	0.13	0.34	13	0.8	1.3	2.4	0.10	0.31	C23-24
Pancreas	41	2.2	4.1	7.8	0.44	0.85	30	1.9	3.1	5.3	0.29	0.65	C25
Nose, sinuses etc.	6	0.3	0.6	1.2	0.12	0.17	1	0.1	0.1	0.2	0.01	0.01	C30-31
Larynx	22	1.2	2.2	4.5	0.32	0.58	4	0.3	0.4	0.7	0.05	0.05	C32
Trachea, bronchus, and lung	319	17.1	31.7	62.1	2.93	8.05	133	8.6	13.6	23.7	1.16	2.61	C33-34
Other thoracic organs	5	0.3	0.5	0.9	0.07	0.07	3	0.2	0.3	0.5	0.05	0.05	C37-38
Bone	7	0.4	0.7	1.5	0.08	0.08	4	0.3	0.4	0.8	0.05	0.05	C40-41
Melanoma of skin	48	2.6	4.8	9.1	0.60	0.93	34	2.2	3.5	6.4	0.52	0.64	C43
Other skin	80		8.0	15.4	0.49	1.55	58		5.9	10.1	0.56	0.97	C44
Mesothelioma	5	0.3	0.5	1.0	0.03	0.11	8	0.5	0.8	1.5	0.13	0.22	C45
Kaposi sarcoma	1	0.1	0.1	0.2	0.01	0.01	0	0.0	0.0	0.0	0.00	0.00	C46
Connective and soft tissue	12	0.6	1.2	2.3	0.11	0.20	6	0.4	0.6	1.0	0.07	0.07	C47+C49
Breast	2	0.1	0.2	0.4	0.00	0.10	484	31.1	49.4	89.5	6.54	10.56	C50
Vulva							5	0.3	0.5	1.0	0.04	0.12	C51
Vagina							4	0.3	0.4	0.7	0.04	0.09	C52
Cervix uteri							88	5.7	9.0	15.5	1.20	1.41	C53
Corpus uteri							102	6.6	10.4	19.5	1.37	2.56	C54
Uterus unspecified							1	0.1	0.1	0.2	0.02	0.02	C55
Ovary							45	2.9	4.6	8.0	0.58	0.85	C56
Other female genital organs							2	0.1	0.2	0.3	0.00	0.05	C57
Placenta							1	0.1	0.1	0.1	0.01	0.01	C58
Penis	1	0.1	0.1	0.2	0.02	0.02							C60
Prostate	559	29.9	55.6	109.8	5.06	14.73							C61
Testis	8	0.4	0.8	1.6	0.09	0.09							C62
Other male genital organs	0	0.0	0.0	0.0	0.00	0.00							C63
Kidney	42	2.2	4.2	8.1	0.46	0.88	18	1.2	1.8	3.4	0.16	0.46	C64
Renal pelvis	3	0.2	0.3	0.5	0.03	0.07	0	0.0	0.0	0.0	0.00	0.00	C65
Ureter	1	0.1	0.1	0.2	0.02	0.02	1	0.1	0.1	0.1	0.00	0.00	C66
†Bladder	96	5.1	9.6	18.3	0.64	2.27	21	1.4	2.1	3.7	0.14	0.41	C67
Other urinary organs	1	0.1	0.1	0.2	0.00	0.00	0	0.0	0.0	0.0	0.00	0.00	C68
Eye	8	0.4	0.8	1.6	0.10	0.15	6	0.4	0.6	1.2	0.07	0.07	C69
Brain and nervous system	28	1.5	2.8	5.5	0.33	0.53	13	0.8	1.3	2.7	0.17	0.22	C70-72
Thyroid	43	2.3	4.3	7.9	0.62	0.91	174	11.2	17.8	32.6	2.42	3.56	C73
Adrenal gland	3	0.2	0.3	0.8	0.04	0.04	1	0.1	0.1	0.2	0.01	0.01	C74
Other endocrine	1	0.1	0.1	0.2	0.01	0.01	0	0.0	0.0	0.0	0.00	0.00	C75
Hodgkin lymphoma	8	0.4	0.8	1.7	0.11	0.11	2	0.1	0.2	0.3	0.01	0.01	C81
Non-Hodgkin lymphoma	40	2.1	4.0	7.6	0.46	0.73	29	1.9	3.0	5.8	0.37	0.76	C82-86,C96
Immunoproliferative diseases	1	0.1	0.1	0.2	0.00	0.04	5	0.3	0.5	0.9	0.04	0.14	C88
Multiple myeloma	23	1.2	2.3	4.5	0.27	0.52	8	0.5	0.8	1.5	0.08	0.23	C90
Lymphoid leukaemia	15	0.8	1.5	3.1	0.16	0.33	17	1.1	1.7	3.3	0.16	0.42	C91
Myeloid leukaemia	36	1.9	3.6	7.2	0.34	0.71	19	1.2	1.9	3.6	0.22	0.42	C92-94
Leukaemia unspecified	3	0.2	0.3	0.6	0.03	0.10	3	0.2	0.3	0.5	0.00	0.04	C95
Myeloproliferative disorders	20	1.1	2.0	3.8	0.25	0.46	12	0.8	1.2	2.3	0.15	0.32	MPD
Myelodysplastic syndromes	13	0.7	1.3	2.7	0.05	0.21	7	0.5	0.7	1.2	0.02	0.14	MDS
Other and unspecified	38	2.0	3.8	7.2	0.26	0.85	33	2.1	3.4	5.7	0.17	0.58	O&U
All sites	1950		194.0	377.4	19.36	45.30	1612		164.6	295.2	19.04	33.08	C00-96
All sites except C44	1870	100.0	186.1	362.0	18.87	43.75	1554	100.0	158.7	285.1	18.49	32.11	C00-96 exc. C44

†*See note following population pyramid

New Zealand

CONTRIBUTORS

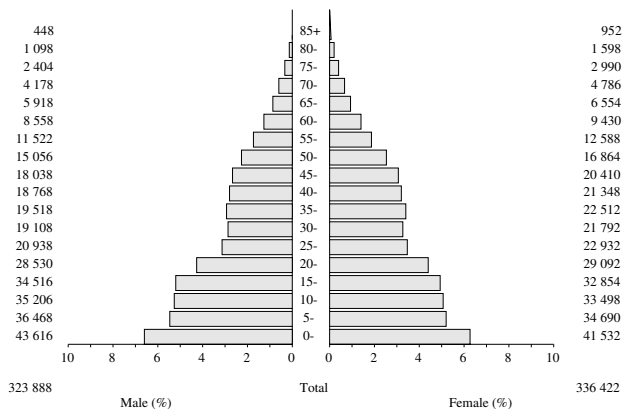
Susan Hanna



20 major cancers, ASR (World) per 100 000

<i>Male</i>		<i>Female</i>	
Prostate	94.3	Breast	86.6
Melanoma of skin	37.3	Melanoma of skin	31.4
Trachea, bronchus, and lung	29.5	Trachea, bronchus, and lung	24.2
Colon	26.1	Colon	23.3
Rectum	16.7	Corpus uteri	13.8
Non-Hodgkin lymphoma	12.7	Rectum	9.3
Kidney	10.4	Non-Hodgkin lymphoma	8.9
Other and unspecified	7.8	Ovary	8.3
Stomach	7.0	Other and unspecified	6.8
Testis	6.9	Thyroid	6.6
Lymphoid leukaemia	6.9	Cervix uteri	5.9
Pancreas	6.7	Pancreas	5.7
Bladder	6.6	Kidney	4.9
Brain and nervous system	6.4	Brain and nervous system	4.2
Liver	6.2	Lymphoid leukaemia	3.9
Oesophagus	5.4	Myeloid leukaemia	3.5
Multiple myeloma	5.1	Stomach	3.5
Myeloid leukaemia	4.7	Multiple myeloma	3.2
Myelodysplastic syndromes	3.3	Bladder	2.2
Connective and soft tissue	3.2	Liver	2.1
All sites	333.7	All sites	282.4

New Zealand: Maori (2008–2012)
Average annual person-years by sex and age group



SOURCE OF POPULATION

Obtained from Statistics New Zealand.

NOTES ON THE DATA

*No official mortality data.

10 major cancers, ASR (World) per 100 000

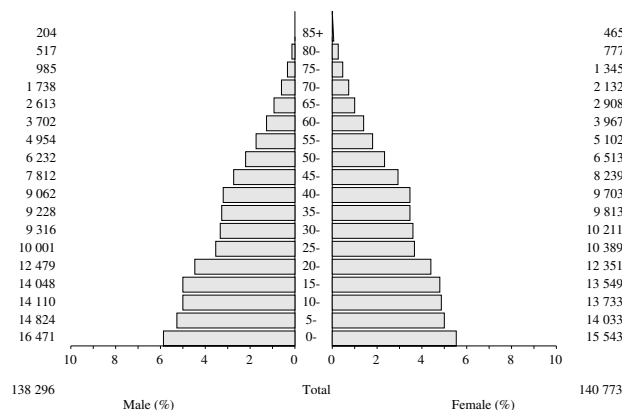
Male

Prostate	78.4
Trachea, bronchus, and lung	71.9
Colon	21.8
Liver	17.3
Stomach	16.6
Rectum	15.2
Kidney	13.7
Other and unspecified	12.9
Non-Hodgkin lymphoma	12.7
Testis	10.2
All sites	370.9

Female

Breast	117.9
Trachea, bronchus, and lung	83.5
Corpus uteri	22.3
Colon	17.3
Other and unspecified	13.6
Stomach	11.6
Cervix uteri	11.3
Ovary	10.8
Pancreas	10.5
Thyroid	10.0
All sites	394.8

New Zealand: Pacific Islander (2008–2012)
Average annual person-years by sex and age group



SOURCE OF POPULATION

Obtained from Statistics New Zealand.

NOTES ON THE DATA

*No official mortality data.

10 major cancers, ASR (World) per 100 000

Male

Prostate	92.8
Trachea, bronchus, and lung	57.6
Stomach	22.1
Liver	19.7
Colon	16.2
Rectum	15.9
Other and unspecified	13.9
Non-Hodgkin lymphoma	12.1
Multiple myeloma	9.4
Kidney	8.6
All sites	367.7

Female

Breast	99.2
Corpus uteri	50.8
Trachea, bronchus, and lung	26.0
Other and unspecified	13.6
Colon	12.9
Thyroid	12.2
Cervix uteri	11.5
Ovary	11.2
Rectum	10.7
Stomach	10.7
All sites	347.6

New Zealand (2008–2012)

SITE	Male						Female						ICD-10
	No. cases	Freq. (%)	Crude rate (per 100 000)	ASR world	Cum. rates 0-64 (%)	0-74	No. cases	Freq. (%)	Crude rate (per 100 000)	ASR world	Cum. rates 0-64 (%)	0-74	
Lip	182	0.3	0.9	1.2	0.08	0.13	52	0.1	0.2	0.2	0.01	0.03	C00
Tongue	338	0.6	1.6	2.2	0.15	0.25	174	0.3	0.8	1.0	0.06	0.11	C01-02
Mouth	206	0.4	1.0	1.3	0.08	0.14	176	0.4	0.8	0.9	0.06	0.10	C03-06
Salivary glands	94	0.2	0.4	0.6	0.03	0.06	82	0.2	0.4	0.5	0.03	0.05	C07-08
Tonsil	237	0.4	1.1	1.6	0.14	0.19	59	0.1	0.3	0.4	0.03	0.04	C09
Other oropharynx	53	0.1	0.2	0.4	0.03	0.05	15	0.0	0.1	0.1	0.01	0.01	C10
Nasopharynx	101	0.2	0.5	0.7	0.05	0.08	35	0.1	0.2	0.2	0.02	0.02	C11
Hypopharynx	59	0.1	0.3	0.4	0.02	0.05	16	0.0	0.1	0.1	0.00	0.01	C12-13
Pharynx unspecified	32	0.1	0.1	0.2	0.01	0.02	11	0.0	0.0	0.1	0.00	0.01	C14
Oesophagus	968	1.7	4.5	5.4	0.24	0.63	449	0.9	2.0	2.0	0.08	0.22	C15
Stomach	1208	2.2	5.6	7.0	0.33	0.80	680	1.4	3.1	3.5	0.19	0.39	C16
Small intestine	240	0.4	1.1	1.4	0.07	0.17	197	0.4	0.9	1.0	0.07	0.11	C17
Colon	4718	8.5	22.1	26.1	0.98	3.06	5093	10.1	23.0	23.3	0.91	2.68	C18
Rectum	2824	5.1	13.2	16.7	0.81	2.11	1808	3.6	8.2	9.3	0.51	1.11	C19-20
Anus	103	0.2	0.5	0.6	0.03	0.07	187	0.4	0.8	1.1	0.08	0.13	C21
Liver	992	1.8	4.6	6.2	0.40	0.74	421	0.8	1.9	2.1	0.09	0.22	C22
Gallbladder etc.	261	0.5	1.2	1.4	0.06	0.16	377	0.7	1.7	1.8	0.07	0.21	C23-24
Pancreas	1198	2.2	5.6	6.7	0.29	0.77	1231	2.4	5.5	5.7	0.23	0.67	C25
Nose, sinuses etc.	85	0.2	0.4	0.5	0.03	0.06	41	0.1	0.2	0.3	0.02	0.02	C30-31
Larynx	369	0.7	1.7	2.2	0.12	0.27	60	0.1	0.3	0.3	0.02	0.04	C32
Trachea, bronchus, and lung	5307	9.6	24.8	29.5	1.20	3.55	4682	9.3	21.1	24.2	1.20	3.03	C33-34
Other thoracic organs	77	0.1	0.4	0.6	0.04	0.06	37	0.1	0.2	0.2	0.02	0.02	C37-38
Bone	125	0.2	0.6	1.1	0.07	0.09	102	0.2	0.5	0.9	0.06	0.07	C40-41
Melanoma of skin	6059	10.9	28.3	37.3	2.19	4.23	5300	10.5	23.9	31.4	2.10	3.44	C43
Other skin	244		1.1	1.3	0.05	0.13	228		1.0	1.0	0.05	0.09	C44
Mesothelioma	393	0.7	1.8	2.1	0.08	0.27	62	0.1	0.3	0.3	0.01	0.03	C45
Kaposi sarcoma	25	0.0	0.1	0.2	0.01	0.02	0	0.0	0.0	0.0	0.00	0.00	C46
Connective and soft tissue	479	0.9	2.2	3.2	0.18	0.29	290	0.6	1.3	1.8	0.10	0.16	C47+C49
Breast	123	0.2	0.6	0.7	0.03	0.09	14203	28.2	64.0	86.6	6.54	9.57	C50
Vulva							266	0.5	1.2	1.4	0.09	0.15	C51
Vagina							78	0.2	0.4	0.4	0.03	0.05	C52
Cervix uteri							834	1.7	3.8	5.9	0.47	0.55	C53
Corpus uteri							2288	4.6	10.3	13.8	0.99	1.70	C54
Uterus unspecified							49	0.1	0.2	0.2	0.01	0.02	C55
Ovary							1457	2.9	6.6	8.3	0.53	0.95	C56
Other female genital organs							158	0.3	0.7	0.9	0.05	0.10	C57
Placenta							8	0.0	0.0	0.1	0.01	0.01	C58
Penis	64	0.1	0.3	0.4	0.02	0.04							C60
Prostate	15628	28.2	73.0	94.3	4.80	12.72							C61
Testis	775	1.4	3.6	6.9	0.53	0.54							C62
Other male genital organs	20	0.0	0.1	0.1	0.00	0.02							C63
Kidney	1657	3.0	7.7	10.4	0.63	1.23	860	1.7	3.9	4.9	0.28	0.56	C64
Renal pelvis	85	0.2	0.4	0.5	0.02	0.05	63	0.1	0.3	0.3	0.01	0.03	C65
Ureter	46	0.1	0.2	0.2	0.01	0.02	29	0.1	0.1	0.1	0.00	0.02	C66
Bladder	1252	2.3	5.9	6.6	0.23	0.67	513	1.0	2.3	2.2	0.08	0.23	C67
Other urinary organs	61	0.1	0.3	0.3	0.01	0.03	30	0.1	0.1	0.1	0.01	0.02	C68
Eye	161	0.3	0.8	1.1	0.06	0.12	139	0.3	0.6	0.9	0.06	0.09	C69
Brain and nervous system	885	1.6	4.1	6.4	0.40	0.66	629	1.3	2.8	4.2	0.27	0.43	C70-72
Thyroid	336	0.6	1.6	2.4	0.18	0.25	926	1.8	4.2	6.6	0.52	0.64	C73
Adrenal gland	28	0.1	0.1	0.3	0.02	0.02	30	0.1	0.1	0.3	0.01	0.02	C74
Other endocrine	16	0.0	0.1	0.1	0.01	0.01	15	0.0	0.1	0.2	0.01	0.01	C75
Hodgkin lymphoma	285	0.5	1.3	2.3	0.16	0.19	219	0.4	1.0	1.8	0.12	0.15	C81
Non-Hodgkin lymphoma	2047	3.7	9.6	12.7	0.71	1.40	1629	3.2	7.3	8.9	0.51	1.01	C82-86,C96
Immunoproliferative diseases	96	0.2	0.4	0.5	0.02	0.05	40	0.1	0.2	0.2	0.01	0.02	C88
Multiple myeloma	890	1.6	4.2	5.1	0.25	0.60	638	1.3	2.9	3.2	0.15	0.38	C90
Lymphoid leukaemia	982	1.8	4.6	6.9	0.35	0.66	625	1.2	2.8	3.9	0.20	0.37	C91
Myeloid leukaemia	732	1.3	3.4	4.7	0.22	0.47	597	1.2	2.7	3.5	0.20	0.34	C92-94
Leukaemia unspecified	19	0.0	0.1	0.1	0.00	0.01	17	0.0	0.1	0.1	0.00	0.00	C95
Myeloproliferative disorders	306	0.6	1.4	1.8	0.08	0.20	300	0.6	1.4	1.5	0.07	0.17	MPD
Myelodysplastic syndromes	657	1.2	3.1	3.3	0.07	0.30	382	0.8	1.7	1.5	0.04	0.14	MDS
Other and unspecified	1456	2.6	6.8	7.8	0.30	0.73	1622	3.2	7.3	6.8	0.28	0.65	O&U
All sites	55584		259.8	333.7	16.88	39.51	50509		227.7	282.4	17.58	31.42	C00-96
All sites except C44	55340	100.0	258.7	332.4	16.83	39.38	50281	100.0	226.7	281.4	17.53	31.33	C00-96 exc. C44

*New Zealand: Maori (2008–2012)

SITE	Male						Female						ICD-10
	No. cases	Freq. (%)	Crude rate (per 100 000)	ASR world	Cum. rates 0-64 (%)	0-74	No. cases	Freq. (%)	Crude rate (per 100 000)	ASR world	Cum. rates 0-64 (%)	0-74	
Lip	3	0.1	0.1	0.3	0.01	0.04	0	0.0	0.0	0.0	0.00	0.00	C00
Tongue	22	0.5	0.7	1.7	0.11	0.21	15	0.3	0.4	1.0	0.09	0.13	C01-02
Mouth	12	0.3	0.4	1.2	0.07	0.08	10	0.2	0.3	0.7	0.05	0.08	C03-06
Salivary glands	10	0.2	0.3	0.7	0.05	0.06	12	0.2	0.4	0.9	0.05	0.08	C07-08
Tonsil	26	0.6	0.8	1.8	0.17	0.19	14	0.3	0.4	0.9	0.09	0.09	C09
Other oropharynx	6	0.1	0.2	0.4	0.05	0.05	1	0.0	0.0	0.1	0.00	0.00	C10
Nasopharynx	11	0.3	0.3	0.9	0.04	0.12	3	0.1	0.1	0.2	0.02	0.02	C11
Hypopharynx	10	0.2	0.3	0.8	0.05	0.11	1	0.0	0.0	0.1	0.00	0.00	C12-13
Pharynx unspecified	3	0.1	0.1	0.2	0.03	0.03	0	0.0	0.0	0.0	0.00	0.00	C14
Oesophagus	90	2.1	2.8	7.7	0.35	0.98	39	0.7	1.2	2.9	0.10	0.35	C15
Stomach	199	4.6	6.1	16.6	0.78	1.81	165	2.9	4.9	11.6	0.66	1.29	C16
Small intestine	32	0.7	1.0	2.6	0.15	0.27	30	0.5	0.9	2.1	0.13	0.25	C17
Colon	244	5.6	7.5	21.8	1.01	2.57	238	4.3	7.1	17.3	0.86	1.96	C18
Rectum	178	4.1	5.5	15.2	0.83	1.93	123	2.2	3.7	9.0	0.57	1.05	C19-20
Anus	10	0.2	0.3	0.8	0.05	0.11	21	0.4	0.6	1.5	0.12	0.12	C21
Liver	217	5.0	6.7	17.3	1.22	2.08	63	1.1	1.9	4.4	0.24	0.49	C22
Gallbladder etc.	31	0.7	1.0	2.7	0.11	0.26	49	0.9	1.5	3.5	0.15	0.41	C23-24
Pancreas	119	2.7	3.7	10.1	0.58	1.18	137	2.4	4.1	10.5	0.46	1.23	C25
Nose, sinuses etc.	8	0.2	0.2	0.6	0.03	0.05	7	0.1	0.2	0.4	0.04	0.04	C30-31
Larynx	35	0.8	1.1	3.0	0.17	0.39	10	0.2	0.3	0.8	0.06	0.07	C32
Trachea, bronchus, and lung	818	18.8	25.3	71.9	3.59	9.40	1091	19.5	32.4	83.5	4.26	10.92	C33-34
Other thoracic organs	17	0.4	0.5	1.5	0.06	0.21	5	0.1	0.1	0.4	0.02	0.05	C37-38
Bone	20	0.5	0.6	1.3	0.08	0.10	26	0.5	0.8	1.5	0.09	0.11	C40-41
Melanoma of skin	70	1.6	2.2	5.7	0.34	0.60	83	1.5	2.5	5.5	0.34	0.51	C43
Other skin	13		0.4	1.3	0.02	0.09	13		0.4	0.9	0.02	0.10	C44
Mesothelioma	12	0.3	0.4	1.2	0.07	0.13	3	0.1	0.1	0.2	0.01	0.03	C45
Kaposi sarcoma	1	0.0	0.0	0.1	0.01	0.01	0	0.0	0.0	0.0	0.00	0.00	C46
Connective and soft tissue	52	1.2	1.6	3.8	0.25	0.35	41	0.7	1.2	2.6	0.19	0.25	C47+C49
Breast	10	0.2	0.3	0.7	0.05	0.07	1755	31.3	52.2	117.9	9.29	13.11	C50
Vulva							23	0.4	0.7	1.6	0.12	0.15	C51
Vagina							12	0.2	0.4	0.9	0.03	0.08	C52
Cervix uteri							182	3.3	5.4	11.3	0.91	1.12	C53
Corpus uteri							317	5.7	9.4	22.3	1.60	2.72	C54
Uterus unspecified							9	0.2	0.3	0.6	0.03	0.07	C55
Ovary							161	2.9	4.8	10.8	0.80	1.16	C56
Other female genital organs							19	0.3	0.6	1.4	0.10	0.18	C57
Placenta							0	0.0	0.0	0.0	0.00	0.00	C58
Penis	4	0.1	0.1	0.3	0.01	0.01							C60
Prostate	855	19.6	26.4	78.4	3.25	10.54							C61
Testis	159	3.6	4.9	10.2	0.77	0.77							C62
Other male genital organs	0	0.0	0.0	0.0	0.00	0.00							C63
Kidney	170	3.9	5.2	13.7	0.89	1.58	86	1.5	2.6	6.1	0.36	0.68	C64
Renal pelvis	2	0.0	0.1	0.1	0.02	0.02	4	0.1	0.1	0.3	0.00	0.02	C65
Ureter	1	0.0	0.0	0.1	0.00	0.02	0	0.0	0.0	0.0	0.00	0.00	C66
Bladder	63	1.4	1.9	5.7	0.22	0.54	46	0.8	1.4	3.4	0.17	0.34	C67
Other urinary organs	1	0.0	0.0	0.1	0.00	0.02	0	0.0	0.0	0.0	0.00	0.00	C68
Eye	5	0.1	0.2	0.4	0.01	0.05	8	0.1	0.2	0.5	0.04	0.04	C69
Brain and nervous system	75	1.7	2.3	5.6	0.35	0.58	51	0.9	1.5	3.3	0.21	0.33	C70-72
Thyroid	57	1.3	1.8	4.4	0.30	0.56	157	2.8	4.7	10.0	0.79	0.97	C73
Adrenal gland	5	0.1	0.2	0.3	0.01	0.04	9	0.2	0.3	0.6	0.02	0.07	C74
Other endocrine	4	0.1	0.1	0.2	0.02	0.02	6	0.1	0.2	0.3	0.02	0.02	C75
Hodgkin lymphoma	18	0.4	0.6	1.1	0.10	0.10	26	0.5	0.8	1.6	0.11	0.14	C81
Non-Hodgkin lymphoma	159	3.6	4.9	12.7	0.74	1.41	118	2.1	3.5	8.5	0.49	1.01	C82-86,C96
Immunoproliferative diseases	5	0.1	0.2	0.5	0.02	0.04	0	0.0	0.0	0.0	0.00	0.00	C88
Multiple myeloma	97	2.2	3.0	8.2	0.41	1.07	71	1.3	2.1	5.3	0.31	0.64	C90
Lymphoid leukaemia	116	2.7	3.6	8.9	0.45	0.89	57	1.0	1.7	4.1	0.19	0.47	C91
Myeloid leukaemia	92	2.1	2.8	7.1	0.41	0.63	67	1.2	2.0	4.6	0.26	0.46	C92-94
Leukaemia unspecified	2	0.0	0.1	0.1	0.01	0.01	1	0.0	0.0	0.1	0.00	0.00	C95
Myeloproliferative disorders	29	0.7	0.9	2.4	0.11	0.26	28	0.5	0.8	2.1	0.09	0.24	MPD
Myelodysplastic syndromes	32	0.7	1.0	3.2	0.09	0.25	16	0.3	0.5	1.2	0.01	0.09	MDS
Other and unspecified	141	3.2	4.4	12.9	0.57	1.44	183	3.3	5.4	13.6	0.65	1.53	O&U
All sites	4371		135.0	370.9	19.07	44.28	5612		166.8	394.8	25.22	45.27	C00-96
All sites except C44	4358	100.0	134.6	369.7	19.05	44.19	5599	100.0	166.4	393.9	25.20	45.17	C00-96 exc. C44

*See note following population pyramid

***New Zealand: Pacific Islander (2008–2012)**

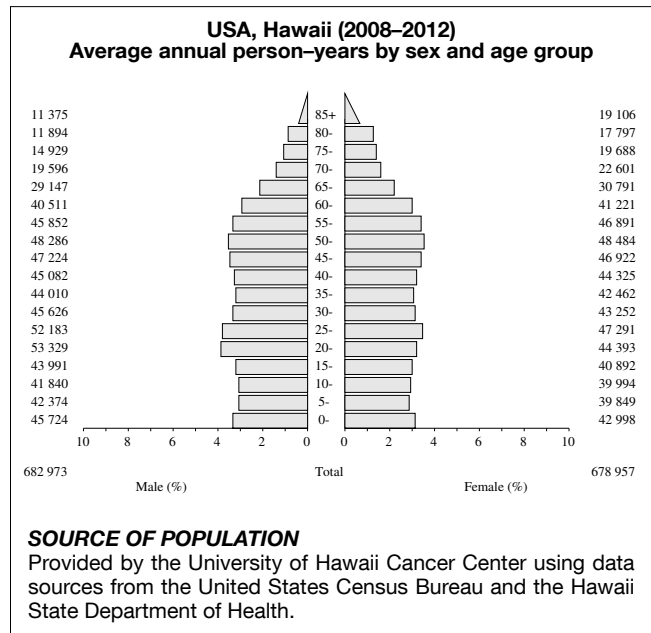
SITE	Male						Female						ICD-10
	No. cases	Freq. (%)	Crude rate (per 100 000)	ASR world	Cum. rates 0-64 (%)	0-74	No. cases	Freq. (%)	Crude rate (per 100 000)	ASR world	Cum. rates 0-64 (%)	0-74	
Lip	0	0.0	0.0	0.0	0.00	0.00	1	0.0	0.1	0.2	0.03	0.03	C00
Tongue	8	0.4	0.6	1.4	0.12	0.12	13	0.6	0.9	2.1	0.15	0.26	C01-02
Mouth	9	0.5	0.7	1.8	0.13	0.23	5	0.2	0.4	0.8	0.04	0.08	C03-06
Salivary glands	8	0.4	0.6	1.3	0.08	0.19	8	0.4	0.6	1.2	0.09	0.12	C07-08
Tonsil	5	0.3	0.4	0.9	0.04	0.10	3	0.1	0.2	0.5	0.06	0.06	C09
Other oropharynx	1	0.1	0.1	0.2	0.02	0.02	0	0.0	0.0	0.0	0.00	0.00	C10
Nasopharynx	30	1.7	2.2	5.5	0.39	0.67	10	0.5	0.7	1.6	0.09	0.17	C11
Hypopharynx	1	0.1	0.1	0.2	0.00	0.06	0	0.0	0.0	0.0	0.00	0.00	C12-13
Pharynx unspecified	1	0.1	0.1	0.5	0.00	0.00	0	0.0	0.0	0.0	0.00	0.00	C14
Oesophagus	28	1.5	2.0	6.0	0.26	0.69	5	0.2	0.4	0.8	0.02	0.06	C15
Stomach	110	6.1	8.0	22.1	1.02	2.38	64	3.0	4.5	10.7	0.56	1.34	C16
Small intestine	13	0.7	0.9	2.4	0.17	0.27	12	0.6	0.9	1.9	0.11	0.24	C17
Colon	74	4.1	5.4	16.2	0.69	1.66	79	3.7	5.6	12.9	0.80	1.49	C18
Rectum	81	4.5	5.9	15.9	0.97	1.91	64	3.0	4.5	10.7	0.66	1.27	C19-20
Anus	4	0.2	0.3	0.8	0.04	0.10	5	0.2	0.4	1.0	0.03	0.19	C21
Liver	102	5.6	7.4	19.7	1.15	2.59	30	1.4	2.1	5.4	0.26	0.66	C22
Gallbladder etc.	26	1.4	1.9	5.4	0.21	0.55	16	0.7	1.1	2.6	0.16	0.29	C23-24
Pancreas	38	2.1	2.7	8.2	0.28	0.69	45	2.1	3.2	7.6	0.32	0.94	C25
Nose, sinuses etc.	4	0.2	0.3	0.7	0.02	0.08	0	0.0	0.0	0.0	0.00	0.00	C30-31
Larynx	10	0.6	0.7	2.0	0.07	0.19	0	0.0	0.0	0.0	0.00	0.00	C32
Trachea, bronchus, and lung	276	15.2	20.0	57.6	2.16	6.82	151	7.0	10.7	26.0	1.31	3.04	C33-34
Other thoracic organs	5	0.3	0.4	0.7	0.07	0.07	6	0.3	0.4	0.8	0.06	0.06	C37-38
Bone	17	0.9	1.2	2.4	0.14	0.14	7	0.3	0.5	1.0	0.05	0.05	C40-41
Melanoma of skin	16	0.9	1.2	3.6	0.09	0.51	20	0.9	1.4	3.3	0.16	0.31	C43
Other skin	3		0.2	0.6	0.01	0.13	1		0.1	0.1	0.00	0.00	C44
Mesothelioma	9	0.5	0.7	2.0	0.08	0.27	1	0.0	0.1	0.2	0.00	0.05	C45
Kaposi sarcoma	1	0.1	0.1	0.2	0.00	0.00	0	0.0	0.0	0.0	0.00	0.00	C46
Connective and soft tissue	17	0.9	1.2	3.0	0.19	0.40	27	1.2	1.9	4.5	0.23	0.59	C47+C49
Breast	7	0.4	0.5	1.4	0.07	0.16	625	28.9	44.4	99.2	7.64	11.07	C50
Vulva							7	0.3	0.5	1.1	0.11	0.11	C51
Vagina							7	0.3	0.5	1.2	0.08	0.13	C52
Cervix uteri							75	3.5	5.3	11.5	0.83	1.28	C53
Corpus uteri							313	14.5	22.2	50.8	3.78	6.10	C54
Uterus unspecified							7	0.3	0.5	1.4	0.07	0.15	C55
Ovary							72	3.3	5.1	11.2	0.77	1.15	C56
Other female genital organs							15	0.7	1.1	2.2	0.13	0.13	C57
Placenta							2	0.1	0.1	0.3	0.02	0.02	C58
Penis	1	0.1	0.1	0.1	0.01	0.01							C60
Prostate	417	23.0	30.2	92.8	3.46	12.02							C61
Testis	31	1.7	2.2	4.4	0.33	0.33							C62
Other male genital organs	0	0.0	0.0	0.0	0.00	0.00							C63
Kidney	45	2.5	3.3	8.6	0.51	1.05	31	1.4	2.2	5.0	0.34	0.65	C64
Renal pelvis	0	0.0	0.0	0.0	0.00	0.00	3	0.1	0.2	0.6	0.02	0.10	C65
Ureter	0	0.0	0.0	0.0	0.00	0.00	0	0.0	0.0	0.0	0.00	0.00	C66
Bladder	27	1.5	2.0	6.3	0.17	0.65	9	0.4	0.6	1.5	0.05	0.10	C67
Other urinary organs	0	0.0	0.0	0.0	0.00	0.00	1	0.0	0.1	0.2	0.03	0.03	C68
Eye	3	0.2	0.2	0.4	0.02	0.02	2	0.1	0.1	0.3	0.01	0.01	C69
Brain and nervous system	42	2.3	3.0	6.6	0.44	0.53	31	1.4	2.2	4.6	0.22	0.34	C70-72
Thyroid	38	2.1	2.7	7.0	0.43	0.87	87	4.0	6.2	12.2	1.00	1.11	C73
Adrenal gland	1	0.1	0.1	0.2	0.03	0.03	1	0.0	0.1	0.2	0.01	0.01	C74
Other endocrine	3	0.2	0.2	0.4	0.03	0.03	1	0.0	0.1	0.2	0.01	0.01	C75
Hodgkin lymphoma	16	0.9	1.2	2.3	0.16	0.19	9	0.4	0.6	1.4	0.08	0.17	C81
Non-Hodgkin lymphoma	66	3.6	4.8	12.1	0.60	1.10	60	2.8	4.3	9.4	0.57	0.87	C82-86,C96
Immunoproliferative diseases	0	0.0	0.0	0.0	0.00	0.00	1	0.0	0.1	0.2	0.03	0.03	C88
Multiple myeloma	44	2.4	3.2	9.4	0.34	1.26	50	2.3	3.6	8.7	0.32	1.11	C90
Lymphoid leukaemia	30	1.7	2.2	5.4	0.30	0.40	18	0.8	1.3	2.7	0.14	0.17	C91
Myeloid leukaemia	47	2.6	3.4	8.4	0.31	0.94	46	2.1	3.3	7.1	0.34	0.65	C92-94
Leukaemia unspecified	2	0.1	0.1	0.3	0.02	0.02	0	0.0	0.0	0.0	0.00	0.00	C95
Myeloproliferative disorders	17	0.9	1.2	3.1	0.26	0.43	16	0.7	1.1	2.4	0.14	0.27	MPD
Myelodysplastic syndromes	14	0.8	1.0	3.4	0.09	0.28	17	0.8	1.2	2.9	0.09	0.27	MDS
Other and unspecified	68	3.8	4.9	13.9	0.58	1.27	82	3.8	5.8	13.6	0.48	1.65	O&U
All sites	1816		131.3	367.7	16.57	42.43	2161		153.5	347.6	22.48	38.96	C00-96
All sites except C44	1813	100.0	131.1	367.1	16.56	42.31	2160	100.0	153.4	347.5	22.48	38.96	C00-96 exc. C44

*See note following population pyramid

USA, Hawaii

CONTRIBUTORS

Brenda Y. Hernandez
Joni Davis



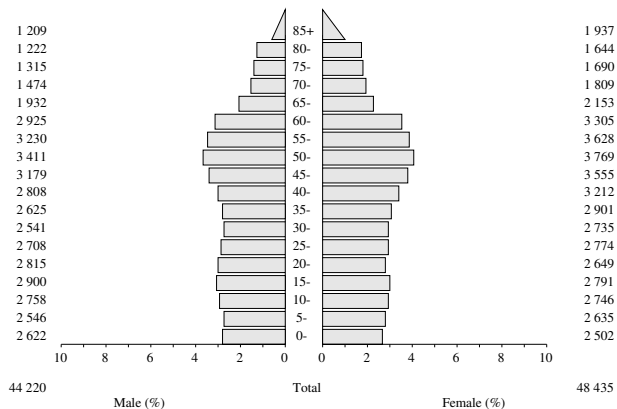
NOTES ON THE DATA

†C67 (bladder cancer) includes neoplasms of uncertain or unknown behaviour together with invasive cancers.

20 major cancers, ASR (World) per 100 000

<i>Male</i>		<i>Female</i>	
Prostate	68.2	Breast	91.3
Trachea, bronchus, and lung	35.1	Trachea, bronchus, and lung	23.6
Colon	21.8	Corpus uteri	22.3
Melanoma of skin	17.0	Thyroid	19.5
Rectum	14.3	Colon	16.2
Non-Hodgkin lymphoma	13.2	Melanoma of skin	10.2
Bladder	12.9	Non-Hodgkin lymphoma	8.8
Kidney	11.8	Rectum	7.8
Liver	11.0	Ovary	7.1
Pancreas	9.1	Pancreas	7.0
Stomach	7.5	Kidney	6.2
Other and unspecified	5.9	Cervix uteri	6.1
Thyroid	5.8	Other and unspecified	4.9
Testis	5.1	Stomach	4.2
Lymphoid leukaemia	4.9	Myeloid leukaemia	4.1
Myeloid leukaemia	4.4	Liver	3.5
Oesophagus	4.2	Bladder	3.4
Brain and nervous system	4.2	Brain and nervous system	3.0
Multiple myeloma	4.1	Multiple myeloma	2.6
Tongue	3.7	Lymphoid leukaemia	2.5
All sites	298.8	All sites	278.7

USA, Hawaii: Chinese (2008–2012)
Average annual person-years by sex and age group



SOURCE OF POPULATION

Provided by the University of Hawaii Cancer Center using data sources from the United States Census Bureau and the Hawaii State Department of Health.

NOTES ON THE DATA

*No official mortality data. †C67 (bladder cancer) includes neoplasms of uncertain or unknown behaviour together with invasive cancers.

10 major cancers, ASR (World) per 100 000

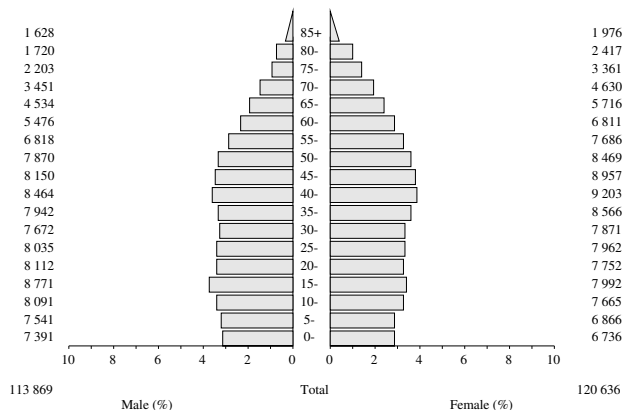
Male

Prostate	51.8
Trachea, bronchus, and lung	26.6
Colon	18.6
Pancreas	10.0
Rectum	9.3
Non-Hodgkin lymphoma	9.1
Liver	8.7
Kidney	7.3
Stomach	5.7
Bladder	5.5
All sites	205.0

Female

Breast	62.7
Trachea, bronchus, and lung	17.5
Corpus uteri	17.1
Thyroid	13.0
Colon	8.3
Non-Hodgkin lymphoma	7.3
Stomach	6.2
Pancreas	5.8
Rectum	5.0
Kidney	4.4
All sites	184.4

USA, Hawaii: Filipino (2008–2012)
Average annual person-years by sex and age group



SOURCE OF POPULATION

Provided by the University of Hawaii Cancer Center using data sources from the United States Census Bureau and the Hawaii State Department of Health.

NOTES ON THE DATA

*No official mortality data. †C67 (bladder cancer) includes neoplasms of uncertain or unknown behaviour together with invasive cancers.

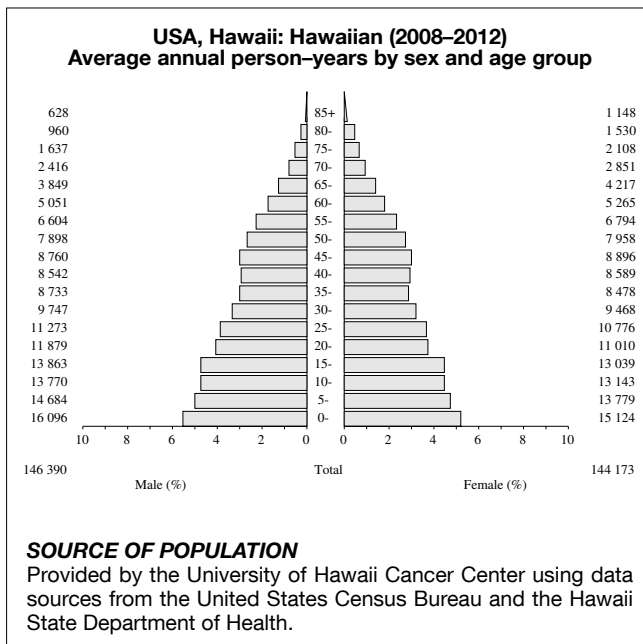
10 major cancers, ASR (World) per 100 000

Male

Prostate	72.7
Trachea, bronchus, and lung	41.7
Colon	23.0
Rectum	14.7
Non-Hodgkin lymphoma	11.4
Kidney	10.2
Liver	9.8
Thyroid	8.1
Pancreas	7.2
Bladder	6.0
All sites	271.2

Female

Breast	70.9
Thyroid	30.8
Trachea, bronchus, and lung	21.4
Corpus uteri	18.6
Colon	15.8
Rectum	9.1
Non-Hodgkin lymphoma	7.9
Cervix uteri	6.8
Ovary	6.5
Kidney	5.3
All sites	242.5

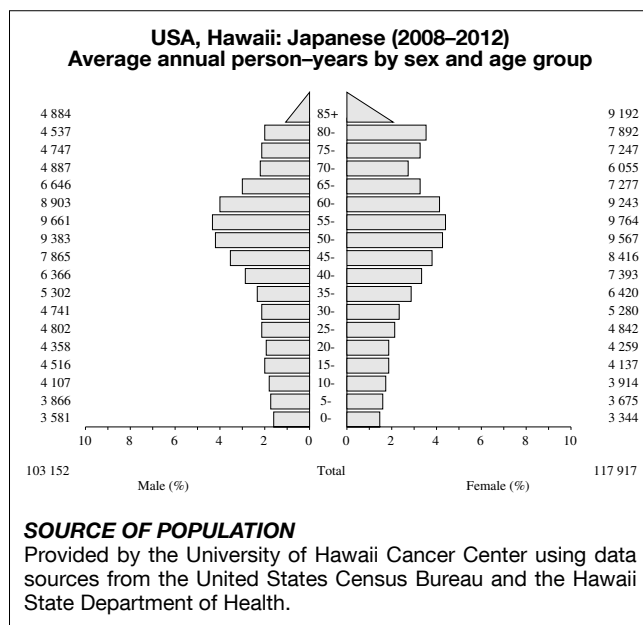


NOTES ON THE DATA

*No official mortality data. †C67 (bladder cancer) includes neoplasms of uncertain or unknown behaviour together with invasive cancers.

10 major cancers, ASR (World) per 100 000

<i>Male</i>	
Prostate	61.3
Trachea, bronchus, and lung	46.2
Colon	23.1
Rectum	16.2
Liver	14.0
Non-Hodgkin lymphoma	13.1
Kidney	12.1
Pancreas	11.3
Bladder	11.1
Stomach	9.0
All sites	302.2
<i>Female</i>	
Breast	116.8
Trachea, bronchus, and lung	38.2
Corpus uteri	30.2
Thyroid	21.8
Colon	18.4
Kidney	10.7
Pancreas	10.4
Ovary	8.5
Other and unspecified	7.8
Non-Hodgkin lymphoma	6.6
All sites	337.2

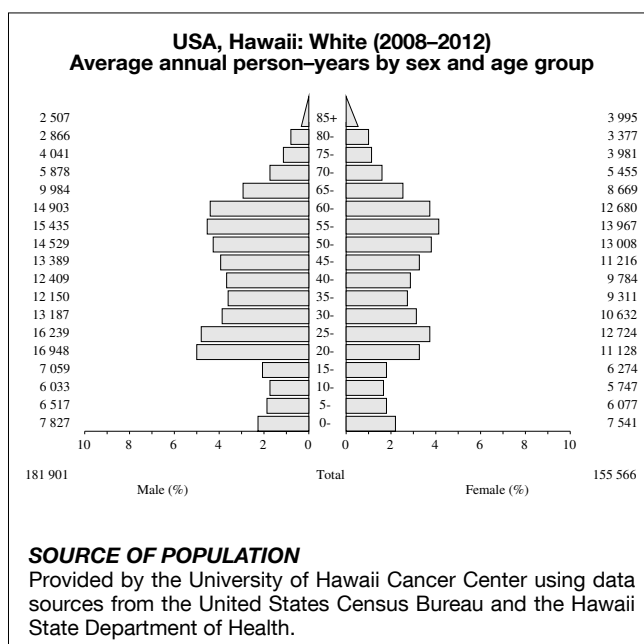


NOTES ON THE DATA

*No official mortality data. †C67 (bladder cancer) includes neoplasms of uncertain or unknown behaviour together with invasive cancers.

10 major cancers, ASR (World) per 100 000

<i>Male</i>	
Prostate	62.4
Trachea, bronchus, and lung	28.0
Colon	25.1
Rectum	18.5
Kidney	12.2
Non-Hodgkin lymphoma	12.0
Bladder	11.7
Pancreas	9.9
Stomach	8.8
Liver	8.7
All sites	258.2
<i>Female</i>	
Breast	105.0
Corpus uteri	23.4
Colon	19.8
Trachea, bronchus, and lung	15.6
Thyroid	11.0
Non-Hodgkin lymphoma	8.9
Pancreas	8.3
Rectum	8.2
Ovary	6.4
Kidney	5.2
All sites	260.9

**NOTES ON THE DATA**

*No official mortality data. †C67 (bladder cancer) includes neoplasms of uncertain or unknown behaviour together with invasive cancers.

10 major cancers, ASR (World) per 100 000*Male*

Prostate	71.9
Melanoma of skin	47.6
Trachea, bronchus, and lung	33.2
Bladder	20.3
Colon	20.2
Non-Hodgkin lymphoma	15.5
Kidney	13.9
Rectum	11.0
Liver	9.6
Testis	9.2
All sites	354.0

Female

Breast	96.1
Melanoma of skin	30.0
Trachea, bronchus, and lung	27.4
Thyroid	18.4
Corpus uteri	17.3
Colon	14.5
Non-Hodgkin lymphoma	9.8
Ovary	8.5
Rectum	7.7
Kidney	6.6
All sites	312.5

USA, Hawaii (2008–2012)

SITE	Male						Female						ICD-10
	No. cases	Freq. (%)	Crude rate (per 100 000)	ASR world	Cum. rates 0-64 (%)	0-74 (%)	No. cases	Freq. (%)	Crude rate (per 100 000)	ASR world	Cum. rates 0-64 (%)	0-74 (%)	
Lip	13	0.1	0.2	0.2	0.02	0.02	10	0.1	0.1	0.2	0.01	0.02	C00
Tongue	195	1.2	2.9	3.7	0.26	0.45	82	0.5	1.2	1.3	0.08	0.15	C01-02
Mouth	88	0.5	1.3	1.6	0.10	0.20	65	0.4	1.0	1.0	0.06	0.10	C03-06
Salivary glands	73	0.4	1.1	1.4	0.09	0.15	54	0.3	0.8	1.1	0.07	0.11	C07-08
Tonsil	102	0.6	1.5	2.0	0.15	0.25	12	0.1	0.2	0.2	0.02	0.03	C09
Other oropharynx	23	0.1	0.3	0.4	0.03	0.07	10	0.1	0.1	0.1	0.01	0.01	C10
Nasopharynx	59	0.4	0.9	1.2	0.10	0.14	25	0.2	0.4	0.5	0.04	0.05	C11
Hypopharynx	61	0.4	0.9	1.1	0.07	0.13	11	0.1	0.2	0.2	0.01	0.02	C12-13
Pharynx unspecified	16	0.1	0.2	0.3	0.01	0.04	3	0.0	0.0	0.1	0.00	0.01	C14
Oesophagus	243	1.5	3.6	4.2	0.21	0.55	46	0.3	0.7	0.7	0.04	0.09	C15
Stomach	461	2.8	6.7	7.5	0.33	0.83	312	1.9	4.6	4.2	0.21	0.45	C16
Small intestine	76	0.5	1.1	1.5	0.09	0.17	58	0.4	0.9	0.8	0.04	0.10	C17
Colon	1241	7.5	18.2	21.8	1.26	2.58	1105	6.9	16.3	16.2	0.90	1.86	C18
Rectum	758	4.6	11.1	14.3	0.94	1.78	455	2.8	6.7	7.8	0.55	0.93	C19-20
Anus	34	0.2	0.5	0.7	0.05	0.08	53	0.3	0.8	0.9	0.07	0.11	C21
Liver	610	3.7	8.9	11.0	0.75	1.30	265	1.7	3.9	3.5	0.19	0.39	C22
Gallbladder etc.	109	0.7	1.6	1.8	0.08	0.22	104	0.6	1.5	1.3	0.05	0.15	C23-24
Pancreas	553	3.3	8.1	9.1	0.44	1.07	541	3.4	8.0	7.0	0.30	0.79	C25
Nose, sinuses etc.	47	0.3	0.7	0.9	0.06	0.11	25	0.2	0.4	0.5	0.03	0.05	C30-31
Larynx	176	1.1	2.6	3.1	0.21	0.39	30	0.2	0.4	0.5	0.05	0.06	C32
Trachea, bronchus, and lung	2141	12.9	31.3	35.1	1.51	4.29	1646	10.3	24.2	23.6	1.09	2.99	C33-34
Other thoracic organs	25	0.2	0.4	0.5	0.03	0.05	20	0.1	0.3	0.3	0.02	0.04	C37-38
Bone	36	0.2	0.5	1.0	0.06	0.07	27	0.2	0.4	0.7	0.04	0.05	C40-41
Melanoma of skin	888	5.3	13.0	17.0	1.14	1.95	515	3.2	7.6	10.2	0.79	1.07	C43
Other skin	89		1.3	1.5	0.07	0.14	57		0.8	0.9	0.04	0.07	C44
Mesothelioma	34	0.2	0.5	0.5	0.02	0.05	7	0.0	0.1	0.1	0.01	0.01	C45
Kaposi sarcoma	17	0.1	0.2	0.4	0.03	0.04	0	0.0	0.0	0.0	0.00	0.00	C46
Connective and soft tissue	142	0.9	2.1	3.0	0.20	0.28	117	0.7	1.7	2.3	0.13	0.22	C47+C49
Breast	36	0.2	0.5	0.6	0.03	0.06	4985	31.1	73.4	91.3	6.75	10.54	C50
Vulva							76	0.5	1.1	1.1	0.06	0.12	C51
Vagina							26	0.2	0.4	0.4	0.02	0.04	C52
Cervix uteri							265	1.7	3.9	6.1	0.48	0.60	C53
Corpus uteri							1154	7.2	17.0	22.3	1.70	2.67	C54
Uterus unspecified							20	0.1	0.3	0.3	0.02	0.04	C55
Ovary							376	2.3	5.5	7.1	0.51	0.76	C56
Other female genital organs							52	0.3	0.8	0.9	0.06	0.12	C57
Placenta							13	0.1	0.2	0.4	0.03	0.03	C58
Penis	20	0.1	0.3	0.4	0.02	0.05							C60
Prostate	3924	23.6	57.5	68.2	3.10	9.15							C61
Testis	185	1.1	2.7	5.1	0.38	0.39							C62
Other male genital organs	18	0.1	0.3	0.3	0.01	0.02							C63
Kidney	628	3.8	9.2	11.8	0.75	1.37	346	2.2	5.1	6.2	0.41	0.73	C64
Renal pelvis	29	0.2	0.4	0.4	0.02	0.04	29	0.2	0.4	0.3	0.00	0.03	C65
Ureter	26	0.2	0.4	0.4	0.01	0.05	15	0.1	0.2	0.1	0.00	0.01	C66
†Bladder	824	4.9	12.1	12.9	0.47	1.45	265	1.7	3.9	3.4	0.14	0.37	C67
Other urinary organs	16	0.1	0.2	0.2	0.01	0.01	4	0.0	0.1	0.1	0.00	0.01	C68
Eye	20	0.1	0.3	0.4	0.02	0.04	21	0.1	0.3	0.6	0.03	0.04	C69
Brain and nervous system	173	1.0	2.5	4.2	0.27	0.37	128	0.8	1.9	3.0	0.19	0.26	C70-72
Thyroid	272	1.6	4.0	5.8	0.43	0.61	837	5.2	12.3	19.5	1.52	1.89	C73
Adrenal gland	8	0.0	0.1	0.2	0.01	0.01	11	0.1	0.2	0.4	0.02	0.02	C74
Other endocrine	6	0.0	0.1	0.2	0.01	0.01	2	0.0	0.0	0.1	0.00	0.00	C75
Hodgkin lymphoma	66	0.4	1.0	1.8	0.11	0.15	58	0.4	0.9	1.6	0.11	0.12	C81
Non-Hodgkin lymphoma	715	4.3	10.5	13.2	0.74	1.41	549	3.4	8.1	8.8	0.51	0.90	C82-86,C96
Immunoproliferative diseases	57	0.3	0.8	1.0	0.05	0.13	59	0.4	0.9	1.0	0.06	0.12	C88
Multiple myeloma	240	1.4	3.5	4.1	0.25	0.50	169	1.1	2.5	2.6	0.15	0.34	C90
Lymphoid leukaemia	231	1.4	3.4	4.9	0.25	0.52	131	0.8	1.9	2.5	0.12	0.25	C91
Myeloid leukaemia	239	1.4	3.5	4.4	0.23	0.45	209	1.3	3.1	4.1	0.24	0.39	C92-94
Leukaemia unspecified	18	0.1	0.3	0.3	0.01	0.02	13	0.1	0.2	0.1	0.00	0.01	C95
Myeloproliferative disorders	123	0.7	1.8	2.2	0.11	0.26	114	0.7	1.7	1.8	0.11	0.21	MPD
Myelodysplastic syndromes	221	1.3	3.2	2.9	0.07	0.26	140	0.9	2.1	1.6	0.06	0.15	MDS
Other and unspecified	340	2.0	5.0	5.9	0.28	0.65	343	2.1	5.1	4.9	0.28	0.56	O&U
All sites	16745		245.2	298.8	15.97	35.40	16065		236.6	278.7	18.45	31.26	C00-96
All sites except C44	16656	100.0	243.9	297.3	15.89	35.27	16008	100.0	235.8	277.9	18.41	31.18	C00-96 exc. C44

† See note following population pyramid

*USA, Hawaii: Chinese (2008–2012)

SITE	Male						Female						ICD-10
	No. cases	Freq. (%)	Crude rate (per 100 000)	ASR world	Cum. rates 0-64 (%)	0-74 (%)	No. cases	Freq. (%)	Crude rate (per 100 000)	ASR world	Cum. rates 0-64 (%)	0-74 (%)	
Lip	0	0.0	0.0	0.0	0.00	0.00	0	0.0	0.0	0.0	0.00	0.00	C00
Tongue	10	1.1	2.3	2.0	0.10	0.23	5	0.6	1.0	0.6	0.00	0.05	C01-02
Mouth	4	0.4	0.9	0.9	0.04	0.10	2	0.2	0.4	1.0	0.07	0.07	C03-06
Salivary glands	6	0.6	1.4	1.3	0.09	0.16	7	0.8	1.4	1.7	0.14	0.24	C07-08
Tonsil	6	0.6	1.4	1.5	0.09	0.20	1	0.1	0.2	0.2	0.03	0.03	C09
Other oropharynx	1	0.1	0.2	0.3	0.03	0.03	1	0.1	0.2	0.1	0.00	0.00	C10
Nasopharynx	9	0.9	2.0	3.0	0.23	0.35	7	0.8	1.4	2.2	0.16	0.22	C11
Hypopharynx	4	0.4	0.9	0.6	0.00	0.05	1	0.1	0.2	0.1	0.00	0.00	C12-13
Pharynx unspecified	0	0.0	0.0	0.0	0.00	0.00	0	0.0	0.0	0.0	0.00	0.00	C14
Oesophagus	14	1.5	3.2	2.7	0.12	0.24	3	0.3	0.6	0.4	0.00	0.05	C15
Stomach	29	3.1	6.6	5.7	0.22	0.67	26	2.9	5.4	6.2	0.37	0.78	C16
Small intestine	3	0.3	0.7	0.8	0.06	0.13	1	0.1	0.2	0.3	0.03	0.03	C17
Colon	73	7.7	16.5	18.6	1.12	2.53	58	6.4	12.0	8.3	0.54	0.86	C18
Rectum	39	4.1	8.8	9.3	0.67	1.18	30	3.3	6.2	5.0	0.33	0.48	C19-20
Anus	0	0.0	0.0	0.0	0.00	0.00	2	0.2	0.4	0.3	0.03	0.03	C21
Liver	35	3.7	7.9	8.7	0.44	0.97	25	2.8	5.2	4.0	0.12	0.49	C22
Gallbladder etc.	9	0.9	2.0	1.4	0.00	0.19	6	0.7	1.2	0.5	0.00	0.06	C23-24
Pancreas	50	5.3	11.3	10.0	0.34	1.23	34	3.8	7.0	5.8	0.23	0.73	C25
Nose, sinuses etc.	1	0.1	0.2	0.3	0.00	0.05	2	0.2	0.4	0.3	0.03	0.03	C30-31
Larynx	4	0.4	0.9	1.0	0.03	0.14	1	0.1	0.2	0.2	0.03	0.03	C32
Trachea, bronchus, and lung	140	14.8	31.7	26.6	1.04	3.14	114	12.6	23.5	17.5	0.64	2.31	C33-34
Other thoracic organs	1	0.1	0.2	0.2	0.00	0.00	3	0.3	0.6	0.5	0.03	0.09	C37-38
Bone	1	0.1	0.2	0.5	0.04	0.04	5	0.6	1.0	1.1	0.04	0.08	C40-41
Melanoma of skin	10	1.1	2.3	2.9	0.17	0.34	4	0.4	0.8	0.8	0.08	0.08	C43
Other skin	5		1.1	1.5	0.07	0.19	4		0.8	0.7	0.06	0.11	C44
Mesothelioma	5	0.5	1.1	0.7	0.03	0.03	0	0.0	0.0	0.0	0.00	0.00	C45
Kaposi sarcoma	0	0.0	0.0	0.0	0.00	0.00	0	0.0	0.0	0.0	0.00	0.00	C46
Connective and soft tissue	3	0.3	0.7	0.8	0.09	0.09	9	1.0	1.9	2.1	0.15	0.21	C47+C49
Breast	2	0.2	0.5	0.4	0.00	0.05	274	30.2	56.6	62.7	4.64	7.05	C50
Vulva							2	0.2	0.4	0.1	0.00	0.00	C51
Vagina							1	0.1	0.2	0.3	0.00	0.05	C52
Cervix uteri							10	1.1	2.1	2.9	0.26	0.26	C53
Corpus uteri							68	7.5	14.0	17.1	1.19	2.13	C54
Uterus unspecified							1	0.1	0.2	0.2	0.03	0.03	C55
Ovary							17	1.9	3.5	3.1	0.19	0.30	C56
Other female genital organs							2	0.2	0.4	0.6	0.03	0.08	C57
Placenta							0	0.0	0.0	0.0	0.00	0.00	C58
Penis	0	0.0	0.0	0.0	0.00	0.00							C60
Prostate	244	25.7	55.2	51.8	1.99	6.71							C61
Testis	6	0.6	1.4	2.8	0.22	0.22							C62
Other male genital organs	3	0.3	0.7	0.5	0.00	0.05							C63
Kidney	34	3.6	7.7	7.3	0.36	0.72	22	2.4	4.5	4.4	0.28	0.55	C64
Renal pelvis	1	0.1	0.2	0.1	0.00	0.00	2	0.2	0.4	0.1	0.00	0.00	C65
Ureter	1	0.1	0.2	0.1	0.00	0.00	2	0.2	0.4	0.5	0.03	0.09	C66
†Bladder	37	3.9	8.4	5.5	0.16	0.53	16	1.8	3.3	2.5	0.06	0.30	C67
Other urinary organs	0	0.0	0.0	0.0	0.00	0.00	3	0.3	0.6	0.5	0.00	0.11	C68
Eye	0	0.0	0.0	0.0	0.00	0.00	0	0.0	0.0	0.0	0.00	0.00	C69
Brain and nervous system	7	0.7	1.6	1.9	0.11	0.24	1	0.1	0.2	0.1	0.00	0.00	C70-72
Thyroid	14	1.5	3.2	3.4	0.22	0.44	43	4.7	8.9	13.0	0.88	1.38	C73
Adrenal gland	1	0.1	0.2	0.9	0.04	0.04	0	0.0	0.0	0.0	0.00	0.00	C74
Other endocrine	1	0.1	0.2	0.7	0.04	0.04	0	0.0	0.0	0.0	0.00	0.00	C75
Hodgkin lymphoma	1	0.1	0.2	0.3	0.00	0.07	0	0.0	0.0	0.0	0.00	0.00	C81
Non-Hodgkin lymphoma	46	4.9	10.4	9.1	0.33	0.98	42	4.6	8.7	7.3	0.40	0.81	C82-86,C96
Immunoproliferative diseases	5	0.5	1.1	1.2	0.07	0.18	4	0.4	0.8	0.4	0.03	0.03	C88
Multiple myeloma	11	1.2	2.5	2.1	0.16	0.16	7	0.8	1.4	1.2	0.06	0.16	C90
Lymphoid leukaemia	15	1.6	3.4	4.2	0.20	0.48	4	0.4	0.8	0.6	0.00	0.10	C91
Myeloid leukaemia	17	1.8	3.8	3.7	0.21	0.26	13	1.4	2.7	2.4	0.15	0.20	C92-94
Leukaemia unspecified	5	0.5	1.1	0.7	0.03	0.03	0	0.0	0.0	0.0	0.00	0.00	C95
Myeloproliferative disorders	5	0.5	1.1	1.2	0.07	0.07	4	0.4	0.8	0.8	0.05	0.11	MPD
Myelodysplastic syndromes	22	2.3	5.0	3.4	0.03	0.31	6	0.7	1.2	0.7	0.04	0.04	MDS
Other and unspecified	13	1.4	2.9	2.5	0.09	0.25	15	1.7	3.1	2.8	0.20	0.26	O&U
All sites	953		215.5	205.0	9.37	24.13	910		187.9	184.4	11.63	21.06	C00-96
All sites except C44	948	100.0	214.4	203.5	9.29	23.94	906	100.0	187.0	183.7	11.57	20.94	C00-96 exc. C44

†*See note following population pyramid

*USA, Hawaii: Filipino (2008–2012)

SITE	Male						Female						ICD-10
	No. cases	Freq. (%)	Crude rate (per 100 000)	ASR world	Cum. rates 0-64 (%)	0-74 (%)	No. cases	Freq. (%)	Crude rate (per 100 000)	ASR world	Cum. rates 0-64 (%)	0-74 (%)	
Lip	0	0.0	0.0	0.0	0.00	0.00	1	0.0	0.1	0.1	0.00	0.02	C00
Tongue	14	0.6	1.2	1.6	0.08	0.22	9	0.4	0.7	0.8	0.02	0.10	C01-02
Mouth	12	0.5	1.1	1.5	0.06	0.16	6	0.3	0.5	0.5	0.01	0.05	C03-06
Salivary glands	5	0.2	0.4	0.7	0.04	0.07	8	0.3	0.7	1.2	0.07	0.09	C07-08
Tonsil	8	0.3	0.7	1.1	0.06	0.15	1	0.0	0.1	0.1	0.00	0.02	C09
Other oropharynx	2	0.1	0.2	0.3	0.04	0.04	3	0.1	0.2	0.3	0.01	0.03	C10
Nasopharynx	12	0.5	1.1	1.6	0.13	0.15	4	0.2	0.3	0.6	0.05	0.05	C11
Hypopharynx	9	0.4	0.8	1.0	0.05	0.09	1	0.0	0.1	0.1	0.00	0.00	C12-13
Pharynx unspecified	1	0.0	0.1	0.1	0.00	0.03	0	0.0	0.0	0.0	0.00	0.00	C14
Oesophagus	21	0.9	1.8	2.5	0.16	0.36	4	0.2	0.3	0.3	0.01	0.03	C15
Stomach	47	2.0	4.1	5.1	0.34	0.57	41	1.8	3.4	3.8	0.26	0.39	C16
Small intestine	9	0.4	0.8	1.2	0.05	0.15	7	0.3	0.6	0.5	0.00	0.03	C17
Colon	202	8.6	17.7	23.0	1.20	2.58	164	7.0	13.6	15.8	0.96	1.97	C18
Rectum	123	5.2	10.8	14.7	0.79	1.85	89	3.8	7.4	9.1	0.67	1.04	C19-20
Anus	1	0.0	0.1	0.1	0.01	0.01	3	0.1	0.2	0.2	0.01	0.01	C21
Liver	80	3.4	7.0	9.8	0.60	1.09	38	1.6	3.1	3.4	0.19	0.33	C22
Gallbladder etc.	13	0.6	1.1	1.5	0.06	0.21	24	1.0	2.0	1.9	0.10	0.20	C23-24
Pancreas	69	2.9	6.1	7.2	0.39	0.73	64	2.7	5.3	4.9	0.21	0.54	C25
Nose, sinuses etc.	4	0.2	0.4	0.6	0.04	0.07	7	0.3	0.6	0.8	0.05	0.08	C30-31
Larynx	24	1.0	2.1	2.7	0.10	0.39	2	0.1	0.2	0.1	0.00	0.00	C32
Trachea, bronchus, and lung	377	16.0	33.1	41.7	1.81	5.23	248	10.6	20.6	21.4	1.09	2.53	C33-34
Other thoracic organs	10	0.4	0.9	1.3	0.09	0.11	4	0.2	0.3	0.4	0.03	0.05	C37-38
Bone	7	0.3	0.6	1.3	0.09	0.11	1	0.0	0.1	0.1	0.01	0.01	C40-41
Melanoma of skin	13	0.6	1.1	1.6	0.11	0.22	7	0.3	0.6	0.7	0.05	0.07	C43
Other skin	4		0.4	0.5	0.04	0.04	8		0.7	0.8	0.05	0.05	C44
Mesothelioma	5	0.2	0.4	0.5	0.03	0.06	1	0.0	0.1	0.1	0.00	0.02	C45
Kaposi sarcoma	6	0.3	0.5	0.8	0.06	0.09	0	0.0	0.0	0.0	0.00	0.00	C46
Connective and soft tissue	19	0.8	1.7	2.7	0.18	0.23	18	0.8	1.5	2.0	0.11	0.15	C47+C49
Breast	4	0.2	0.4	0.5	0.03	0.05	668	28.5	55.4	70.9	5.38	8.10	C50
Vulva							7	0.3	0.6	0.6	0.04	0.08	C51
Vagina							5	0.2	0.4	0.5	0.03	0.06	C52
Cervix uteri							54	2.3	4.5	6.8	0.54	0.69	C53
Corpus uteri							168	7.2	13.9	18.6	1.54	2.13	C54
Uterus unspecified							1	0.0	0.1	0.0	0.00	0.00	C55
Ovary							59	2.5	4.9	6.5	0.46	0.75	C56
Other female genital organs							6	0.3	0.5	0.6	0.05	0.09	C57
Placenta							4	0.2	0.3	0.6	0.05	0.05	C58
Penis	1	0.0	0.1	0.1	0.00	0.00							C60
Prostate	656	27.9	57.6	72.7	2.64	9.94							C61
Testis	22	0.9	1.9	3.5	0.25	0.30							C62
Other male genital organs	3	0.1	0.3	0.2	0.00	0.00							C63
Kidney	82	3.5	7.2	10.2	0.76	1.11	55	2.3	4.6	5.3	0.26	0.67	C64
Renal pelvis	2	0.1	0.2	0.2	0.00	0.03	5	0.2	0.4	0.3	0.00	0.04	C65
Ureter	2	0.1	0.2	0.2	0.00	0.02	1	0.0	0.1	0.1	0.00	0.00	C66
†Bladder	60	2.5	5.3	6.0	0.23	0.65	21	0.9	1.7	1.8	0.05	0.23	C67
Other urinary organs	1	0.0	0.1	0.1	0.00	0.00	1	0.0	0.1	0.1	0.00	0.02	C68
Eye	2	0.1	0.2	0.3	0.02	0.04	2	0.1	0.2	0.5	0.03	0.03	C69
Brain and nervous system	21	0.9	1.8	3.0	0.17	0.19	18	0.8	1.5	2.2	0.11	0.21	C70-72
Thyroid	62	2.6	5.4	8.1	0.58	0.85	244	10.4	20.2	30.8	2.44	3.04	C73
Adrenal gland	2	0.1	0.2	0.2	0.02	0.02	2	0.1	0.2	0.3	0.01	0.01	C74
Other endocrine	4	0.2	0.4	0.8	0.05	0.05	0	0.0	0.0	0.0	0.00	0.00	C75
Hodgkin lymphoma	7	0.3	0.6	1.1	0.05	0.13	10	0.4	0.8	1.5	0.10	0.12	C81
Non-Hodgkin lymphoma	103	4.4	9.0	11.4	0.53	1.14	88	3.8	7.3	7.9	0.47	0.86	C82-86,C96
Immunoproliferative diseases	6	0.3	0.5	0.7	0.04	0.06	10	0.4	0.8	1.0	0.07	0.09	C88
Multiple myeloma	47	2.0	4.1	5.6	0.34	0.73	30	1.3	2.5	2.8	0.19	0.41	C90
Lymphoid leukaemia	22	0.9	1.9	3.3	0.17	0.29	5	0.2	0.4	0.7	0.04	0.06	C91
Myeloid leukaemia	41	1.7	3.6	4.9	0.29	0.48	41	1.8	3.4	4.9	0.28	0.40	C92-94
Leukaemia unspecified	3	0.1	0.3	0.4	0.01	0.01	1	0.0	0.1	0.1	0.00	0.00	C95
Myeloproliferative disorders	31	1.3	2.7	3.6	0.18	0.45	26	1.1	2.2	2.6	0.16	0.33	MPD
Myelodysplastic syndromes	29	1.2	2.5	2.4	0.04	0.21	17	0.7	1.4	1.3	0.07	0.11	MDS
Other and unspecified	48	2.0	4.2	5.3	0.22	0.57	37	1.6	3.1	3.2	0.18	0.40	O&U
All sites	2358		207.1	271.2	13.21	32.33	2349		194.7	242.5	16.52	26.84	C00-96
All sites except C44	2354	100.0	206.7	270.7	13.17	32.29	2341	100.0	194.1	241.7	16.47	26.79	C00-96 exc. C44

†*See note following population pyramid

*USA, Hawaii: Hawaiian (2008–2012)

SITE	Male						Female						ICD-10
	No. cases	Freq. (%)	Crude rate (per 100 000)	ASR world	Cum. rates 0-64 (%)	0-74 (%)	No. cases	Freq. (%)	Crude rate (per 100 000)	ASR world	Cum. rates 0-64 (%)	0-74 (%)	
Lip	1	0.0	0.1	0.2	0.00	0.00	1	0.0	0.1	0.2	0.02	0.02	C00
Tongue	20	0.9	1.4	2.9	0.18	0.38	12	0.5	0.8	1.4	0.09	0.15	C01-02
Mouth	7	0.3	0.5	1.0	0.06	0.11	8	0.3	0.6	1.0	0.07	0.07	C03-06
Salivary glands	11	0.5	0.8	1.5	0.12	0.12	11	0.4	0.8	1.5	0.12	0.16	C07-08
Tonsil	13	0.6	0.9	1.8	0.16	0.23	0	0.0	0.0	0.0	0.00	0.00	C09
Other oropharynx	3	0.1	0.2	0.4	0.00	0.05	0	0.0	0.0	0.0	0.00	0.00	C10
Nasopharynx	15	0.7	1.0	2.1	0.15	0.23	0	0.0	0.0	0.0	0.00	0.00	C11
Hypopharynx	11	0.5	0.8	1.6	0.13	0.23	2	0.1	0.1	0.2	0.01	0.01	C12-13
Pharynx unspecified	1	0.0	0.1	0.2	0.00	0.03	1	0.0	0.1	0.1	0.01	0.01	C14
Oesophagus	29	1.4	2.0	4.1	0.20	0.48	6	0.2	0.4	0.8	0.04	0.10	C15
Stomach	65	3.0	4.4	9.0	0.39	1.00	44	1.7	3.1	5.0	0.16	0.53	C16
Small intestine	12	0.6	0.8	1.6	0.12	0.22	8	0.3	0.6	0.9	0.06	0.09	C17
Colon	165	7.7	11.3	23.1	1.30	3.05	152	5.7	10.5	18.4	1.00	2.15	C18
Rectum	115	5.4	7.9	16.2	1.11	1.98	49	1.9	3.4	6.2	0.48	0.73	C19-20
Anus	5	0.2	0.3	0.7	0.06	0.06	5	0.2	0.3	0.6	0.06	0.06	C21
Liver	100	4.7	6.8	14.0	1.02	1.69	33	1.2	2.3	3.9	0.24	0.46	C22
Gallbladder etc.	15	0.7	1.0	2.1	0.09	0.28	15	0.6	1.0	1.9	0.09	0.21	C23-24
Pancreas	80	3.7	5.5	11.3	0.55	1.42	87	3.3	6.0	10.4	0.47	1.23	C25
Nose, sinuses etc.	6	0.3	0.4	0.8	0.05	0.11	3	0.1	0.2	0.4	0.02	0.04	C30-31
Larynx	16	0.7	1.1	2.3	0.14	0.30	5	0.2	0.3	0.7	0.06	0.06	C32
Trachea, bronchus, and lung	331	15.4	22.6	46.2	2.06	5.40	308	11.6	21.4	38.2	1.79	4.92	C33-34
Other thoracic organs	1	0.0	0.1	0.2	0.02	0.02	3	0.1	0.2	0.4	0.03	0.07	C37-38
Bone	6	0.3	0.4	0.8	0.04	0.08	9	0.3	0.6	1.2	0.10	0.10	C40-41
Melanoma of skin	29	1.4	2.0	4.3	0.23	0.61	21	0.8	1.5	2.7	0.17	0.24	C43
Other skin	4		0.3	0.6	0.00	0.03	4		0.3	0.5	0.01	0.06	C44
Mesothelioma	4	0.2	0.3	0.6	0.02	0.06	0	0.0	0.0	0.0	0.00	0.00	C45
Kaposi sarcoma	4	0.2	0.3	0.5	0.05	0.05	0	0.0	0.0	0.0	0.00	0.00	C46
Connective and soft tissue	28	1.3	1.9	3.8	0.27	0.40	23	0.9	1.6	2.7	0.12	0.22	C47+C49
Breast	7	0.3	0.5	0.9	0.02	0.11	896	33.8	62.1	116.8	8.65	14.07	C50
Vulva							5	0.2	0.3	0.6	0.01	0.06	C51
Vagina							4	0.2	0.3	0.5	0.03	0.06	C52
Cervix uteri							43	1.6	3.0	5.7	0.39	0.64	C53
Corpus uteri							229	8.7	15.9	30.2	2.37	3.56	C54
Uterus unspecified							3	0.1	0.2	0.4	0.04	0.04	C55
Ovary							68	2.6	4.7	8.5	0.61	0.87	C56
Other female genital organs							9	0.3	0.6	1.2	0.06	0.18	C57
Placenta							2	0.1	0.1	0.3	0.02	0.02	C58
Penis	2	0.1	0.1	0.3	0.00	0.08							C60
Prostate	424	19.8	29.0	61.3	2.84	8.28							C61
Testis	32	1.5	2.2	4.4	0.32	0.32							C62
Other male genital organs	3	0.1	0.2	0.4	0.03	0.03							C63
Kidney	86	4.0	5.9	12.1	0.81	1.39	84	3.2	5.8	10.7	0.73	1.22	C64
Renal pelvis	3	0.1	0.2	0.3	0.02	0.02	2	0.1	0.1	0.2	0.00	0.04	C65
Ureter	4	0.2	0.3	0.6	0.03	0.06	2	0.1	0.1	0.2	0.00	0.00	C66
†Bladder	79	3.7	5.4	11.1	0.29	1.18	28	1.1	1.9	3.2	0.10	0.33	C67
Other urinary organs	1	0.0	0.1	0.2	0.00	0.00	0	0.0	0.0	0.0	0.00	0.00	C68
Eye	1	0.0	0.1	0.1	0.01	0.01	5	0.2	0.3	0.7	0.05	0.05	C69
Brain and nervous system	33	1.5	2.3	4.6	0.27	0.43	20	0.8	1.4	2.7	0.17	0.22	C70-72
Thyroid	50	2.3	3.4	6.7	0.52	0.62	162	6.1	11.2	21.8	1.65	2.24	C73
Adrenal gland	1	0.0	0.1	0.2	0.00	0.00	1	0.0	0.1	0.1	0.01	0.01	C74
Other endocrine	0	0.0	0.0	0.0	0.00	0.00	1	0.0	0.1	0.1	0.01	0.01	C75
Hodgkin lymphoma	12	0.6	0.8	1.6	0.12	0.12	13	0.5	0.9	1.8	0.13	0.13	C81
Non-Hodgkin lymphoma	94	4.4	6.4	13.1	0.68	1.37	52	2.0	3.6	6.6	0.46	0.66	C82-86,C96
Immunoproliferative diseases	9	0.4	0.6	1.2	0.08	0.15	10	0.4	0.7	1.3	0.05	0.18	C88
Multiple myeloma	39	1.8	2.7	5.3	0.30	0.62	39	1.5	2.7	4.7	0.20	0.53	C90
Lymphoid leukaemia	25	1.2	1.7	3.6	0.15	0.42	16	0.6	1.1	1.8	0.10	0.21	C91
Myeloid leukaemia	42	2.0	2.9	5.8	0.33	0.56	47	1.8	3.3	5.9	0.36	0.62	C92-94
Leukaemia unspecified	0	0.0	0.0	0.0	0.00	0.00	2	0.1	0.1	0.2	0.00	0.02	C95
Myeloproliferative disorders	18	0.8	1.2	2.5	0.12	0.32	21	0.8	1.5	2.6	0.15	0.29	MPD
Myelodysplastic syndromes	29	1.4	2.0	4.0	0.15	0.46	12	0.5	0.8	1.3	0.02	0.18	MDS
Other and unspecified	58	2.7	4.0	8.1	0.36	0.83	65	2.5	4.5	7.8	0.42	0.94	O&U
All sites	2149		146.8	302.2	15.96	35.99	2651		183.9	337.2	22.04	39.05	C00-96
All sites except C44	2145	100.0	146.5	301.6	15.96	35.96	2647	100.0	183.6	336.7	22.03	38.99	C00-96 exc. C44

†*See note following population pyramid

*USA, Hawaii: Japanese (2008–2012)

SITE	Male						Female						ICD-10
	No. cases	Freq. (%)	Crude rate (per 100 000)	ASR world	Cum. rates 0-64 (%)	0-74 (%)	No. cases	Freq. (%)	Crude rate (per 100 000)	ASR world	Cum. rates 0-64 (%)	0-74 (%)	
Lip	2	0.1	0.2	0.0	0.00	0.00	1	0.0	0.1	0.0	0.00	0.00	C00
Tongue	44	1.1	4.3	4.2	0.32	0.42	22	0.5	1.9	1.6	0.14	0.15	C01-02
Mouth	20	0.5	1.9	1.3	0.07	0.20	20	0.5	1.7	0.9	0.04	0.07	C03-06
Salivary glands	15	0.4	1.5	1.5	0.13	0.14	9	0.2	0.8	0.5	0.02	0.05	C07-08
Tonsil	9	0.2	0.9	0.7	0.06	0.09	0	0.0	0.0	0.0	0.00	0.00	C09
Other oropharynx	2	0.1	0.2	0.2	0.00	0.04	1	0.0	0.1	0.1	0.01	0.01	C10
Nasopharynx	5	0.1	0.5	0.4	0.02	0.06	7	0.2	0.6	0.5	0.04	0.06	C11
Hypopharynx	17	0.4	1.6	1.3	0.09	0.14	2	0.0	0.2	0.2	0.01	0.02	C12-13
Pharynx unspecified	5	0.1	0.5	0.3	0.01	0.05	1	0.0	0.1	0.0	0.00	0.00	C14
Oesophagus	57	1.5	5.5	3.9	0.20	0.55	9	0.2	0.8	0.5	0.04	0.06	C15
Stomach	175	4.5	17.0	8.8	0.35	0.91	143	3.5	12.1	5.2	0.26	0.55	C16
Small intestine	17	0.4	1.6	1.2	0.06	0.13	17	0.4	1.4	0.7	0.05	0.08	C17
Colon	367	9.5	35.6	25.1	1.64	2.92	393	9.7	33.3	19.8	1.09	2.32	C18
Rectum	230	6.0	22.3	18.5	1.31	2.31	125	3.1	10.6	8.2	0.59	1.01	C19-20
Anus	4	0.1	0.4	0.2	0.02	0.02	4	0.1	0.3	0.3	0.02	0.04	C21
Liver	139	3.6	13.5	8.7	0.47	1.14	89	2.2	7.5	3.3	0.15	0.34	C22
Gallbladder etc.	36	0.9	3.5	2.2	0.12	0.26	32	0.8	2.7	0.9	0.03	0.07	C23-24
Pancreas	159	4.1	15.4	9.9	0.54	1.16	216	5.3	18.3	8.3	0.34	0.95	C25
Nose, sinuses etc.	13	0.3	1.3	1.2	0.09	0.10	6	0.1	0.5	0.5	0.05	0.05	C30-31
Larynx	44	1.1	4.3	3.0	0.20	0.35	4	0.1	0.3	0.4	0.02	0.04	C32
Trachea, bronchus, and lung	502	13.0	48.7	28.0	0.88	3.48	374	9.2	31.7	15.6	0.68	1.91	C33-34
Other thoracic organs	5	0.1	0.5	0.4	0.03	0.03	3	0.1	0.3	0.2	0.01	0.03	C37-38
Bone	6	0.2	0.6	1.1	0.06	0.08	5	0.1	0.4	0.6	0.05	0.05	C40-41
Melanoma of skin	20	0.5	1.9	1.8	0.11	0.19	18	0.4	1.5	1.6	0.12	0.12	C43
Other skin	15		1.5	0.8	0.03	0.07	13		1.1	0.7	0.04	0.05	C44
Mesothelioma	10	0.3	1.0	0.5	0.00	0.05	0	0.0	0.0	0.0	0.00	0.00	C45
Kaposi sarcoma	0	0.0	0.0	0.0	0.00	0.00	0	0.0	0.0	0.0	0.00	0.00	C46
Connective and soft tissue	25	0.6	2.4	2.0	0.15	0.19	21	0.5	1.8	2.5	0.13	0.20	C47+C49
Breast	3	0.1	0.3	0.3	0.02	0.02	1357	33.5	115.1	105.0	7.93	11.94	C50
Vulva							15	0.4	1.3	0.6	0.04	0.07	C51
Vagina							4	0.1	0.3	0.4	0.03	0.03	C52
Cervix uteri							42	1.0	3.6	4.5	0.39	0.43	C53
Corpus uteri							279	6.9	23.7	23.4	1.69	2.86	C54
Uterus unspecified							10	0.2	0.8	0.6	0.04	0.08	C55
Ovary							85	2.1	7.2	6.4	0.49	0.64	C56
Other female genital organs							10	0.2	0.8	0.6	0.05	0.07	C57
Placenta							2	0.0	0.2	0.6	0.04	0.04	C58
Penis	4	0.1	0.4	0.2	0.01	0.01							C60
Prostate	972	25.2	94.2	62.4	2.73	8.32							C61
Testis	16	0.4	1.6	3.4	0.25	0.25							C62
Other male genital organs	6	0.2	0.6	0.3	0.01	0.03							C63
Kidney	161	4.2	15.6	12.2	0.78	1.53	69	1.7	5.9	5.2	0.34	0.59	C64
Renal pelvis	9	0.2	0.9	0.5	0.04	0.04	14	0.3	1.2	0.5	0.01	0.07	C65
Ureter	7	0.2	0.7	0.4	0.00	0.05	8	0.2	0.7	0.1	0.00	0.00	C66
†Bladder	215	5.6	20.8	11.7	0.47	1.28	88	2.2	7.5	2.9	0.18	0.26	C67
Other urinary organs	4	0.1	0.4	0.2	0.01	0.03	0	0.0	0.0	0.0	0.00	0.00	C68
Eye	0	0.0	0.0	0.0	0.00	0.00	2	0.0	0.2	0.1	0.00	0.02	C69
Brain and nervous system	16	0.4	1.6	2.2	0.15	0.17	16	0.4	1.4	2.9	0.17	0.17	C70-72
Thyroid	35	0.9	3.4	3.7	0.25	0.33	92	2.3	7.8	11.0	0.86	1.02	C73
Adrenal gland	2	0.1	0.2	0.8	0.04	0.04	2	0.0	0.2	0.8	0.04	0.04	C74
Other endocrine	1	0.0	0.1	0.5	0.03	0.03	0	0.0	0.0	0.0	0.00	0.00	C75
Hodgkin lymphoma	6	0.2	0.6	0.7	0.03	0.07	10	0.2	0.8	0.9	0.07	0.07	C81
Non-Hodgkin lymphoma	153	4.0	14.8	12.0	0.62	1.16	147	3.6	12.5	8.9	0.42	0.87	C82-86,C96
Immunoproliferative diseases	18	0.5	1.7	1.2	0.04	0.16	14	0.3	1.2	0.7	0.04	0.10	C88
Multiple myeloma	41	1.1	4.0	2.6	0.14	0.31	30	0.7	2.5	1.5	0.09	0.18	C90
Lymphoid leukaemia	20	0.5	1.9	1.7	0.07	0.22	19	0.5	1.6	1.0	0.06	0.11	C91
Myeloid leukaemia	60	1.6	5.8	4.6	0.23	0.41	39	1.0	3.3	2.9	0.17	0.32	C92-94
Leukaemia unspecified	5	0.1	0.5	0.2	0.00	0.04	7	0.2	0.6	0.1	0.00	0.00	C95
Myeloproliferative disorders	21	0.5	2.0	1.3	0.05	0.16	17	0.4	1.4	0.9	0.05	0.11	MPD
Myelodysplastic syndromes	79	2.0	7.7	3.2	0.12	0.26	57	1.4	4.8	1.9	0.06	0.21	MDS
Other and unspecified	82	2.1	7.9	4.8	0.21	0.50	88	2.2	7.5	3.4	0.15	0.36	O&U
All sites	3879		376.0	258.2	13.26	30.49	4058		344.1	260.9	17.35	28.90	C00-96
All sites except C44	3864	100.0	374.6	257.5	13.23	30.42	4045	100.0	343.0	260.2	17.31	28.85	C00-96 exc. C44

†*See note following population pyramid

*USA, Hawaii: White (2008–2012)

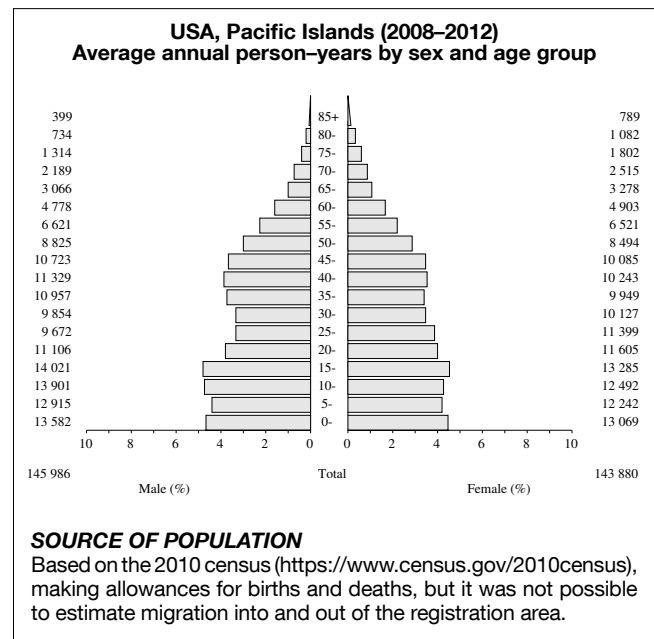
SITE	Male						Female						ICD-10
	No. cases	Freq. (%)	Crude rate (per 100 000)	ASR world	Cum. rates 0-64 (%)	0-74 (%)	No. cases	Freq. (%)	Crude rate (per 100 000)	ASR world	Cum. rates 0-64 (%)	0-74 (%)	
Lip	9	0.2	0.5	0.6	0.04	0.06	5	0.1	0.3	0.4	0.02	0.05	C00
Tongue	87	1.5	4.8	5.5	0.41	0.70	26	0.6	1.7	1.7	0.11	0.22	C01-02
Mouth	32	0.5	1.8	1.9	0.13	0.24	24	0.5	1.5	1.5	0.09	0.18	C03-06
Salivary glands	27	0.5	1.5	1.5	0.07	0.17	15	0.3	1.0	1.0	0.08	0.09	C07-08
Tonsil	59	1.0	3.2	3.6	0.28	0.44	9	0.2	0.6	0.6	0.05	0.08	C09
Other oropharynx	13	0.2	0.7	0.8	0.06	0.11	5	0.1	0.3	0.2	0.02	0.02	C10
Nasopharynx	7	0.1	0.4	0.5	0.05	0.05	5	0.1	0.3	0.4	0.02	0.03	C11
Hypopharynx	19	0.3	1.0	1.1	0.07	0.15	4	0.1	0.3	0.2	0.02	0.03	C12-13
Pharynx unspecified	7	0.1	0.4	0.4	0.01	0.06	1	0.0	0.1	0.1	0.00	0.02	C14
Oesophagus	99	1.7	5.4	5.7	0.27	0.73	20	0.4	1.3	1.2	0.06	0.19	C15
Stomach	83	1.4	4.6	4.8	0.19	0.59	24	0.5	1.5	1.4	0.08	0.15	C16
Small intestine	26	0.4	1.4	1.7	0.09	0.21	19	0.4	1.2	1.3	0.06	0.17	C17
Colon	353	6.1	19.4	20.2	1.10	2.32	251	5.6	16.1	14.5	0.72	1.52	C18
Rectum	183	3.1	10.1	11.0	0.68	1.40	116	2.6	7.5	7.7	0.49	0.92	C19-20
Anus	22	0.4	1.2	1.4	0.10	0.18	35	0.8	2.2	2.5	0.18	0.29	C21
Liver	163	2.8	9.0	9.6	0.73	1.14	43	1.0	2.8	2.4	0.16	0.29	C22
Gallbladder etc.	22	0.4	1.2	1.2	0.05	0.13	21	0.5	1.3	1.3	0.03	0.21	C23-24
Pancreas	145	2.5	8.0	8.1	0.32	0.98	106	2.4	6.8	6.0	0.27	0.65	C25
Nose, sinuses etc.	16	0.3	0.9	1.0	0.05	0.13	4	0.1	0.3	0.2	0.02	0.03	C30-31
Larynx	75	1.3	4.1	4.2	0.33	0.50	16	0.4	1.0	1.0	0.09	0.13	C32
Trachea, bronchus, and lung	603	10.3	33.1	33.2	1.54	3.97	472	10.5	30.3	27.4	1.13	3.50	C33-34
Other thoracic organs	5	0.1	0.3	0.3	0.01	0.04	4	0.1	0.3	0.3	0.03	0.03	C37-38
Bone	14	0.2	0.8	1.6	0.10	0.10	5	0.1	0.3	0.9	0.05	0.06	C40-41
Melanoma of skin	762	13.1	41.9	47.6	3.02	5.15	397	8.9	25.5	30.0	2.21	3.12	C43
Other skin	50		2.7	2.8	0.13	0.25	22		1.4	1.1	0.05	0.08	C44
Mesothelioma	10	0.2	0.5	0.6	0.02	0.07	6	0.1	0.4	0.4	0.02	0.02	C45
Kaposi sarcoma	5	0.1	0.3	0.4	0.04	0.04	0	0.0	0.0	0.0	0.00	0.00	C46
Connective and soft tissue	55	0.9	3.0	4.4	0.26	0.35	28	0.6	1.8	2.2	0.13	0.22	C47+C49
Breast	17	0.3	0.9	1.0	0.05	0.09	1359	30.4	87.4	96.1	6.86	11.05	C50
Vulva							37	0.8	2.4	2.0	0.10	0.23	C51
Vagina							6	0.1	0.4	0.4	0.03	0.03	C52
Cervix uteri							64	1.4	4.1	6.2	0.46	0.59	C53
Corpus uteri							256	5.7	16.5	17.3	1.27	2.13	C54
Uterus unspecified							5	0.1	0.3	0.4	0.02	0.04	C55
Ovary							105	2.3	6.7	8.5	0.57	0.94	C56
Other female genital organs							21	0.5	1.3	1.3	0.06	0.16	C57
Placenta							2	0.0	0.1	0.3	0.02	0.02	C58
Penis	12	0.2	0.7	0.8	0.04	0.11							C60
Prostate	1263	21.7	69.4	71.9	3.55	9.61							C61
Testis	89	1.5	4.9	9.2	0.67	0.68							C62
Other male genital organs	1	0.0	0.1	0.0	0.00	0.00							C63
Kidney	219	3.8	12.0	13.9	0.85	1.63	94	2.1	6.0	6.6	0.47	0.76	C64
Renal pelvis	11	0.2	0.6	0.6	0.01	0.06	6	0.1	0.4	0.2	0.01	0.01	C65
Ureter	9	0.2	0.5	0.5	0.01	0.07	2	0.0	0.1	0.1	0.00	0.01	C66
†Bladder	378	6.5	20.8	20.3	0.74	2.25	88	2.0	5.7	5.0	0.20	0.60	C67
Other urinary organs	9	0.2	0.5	0.4	0.02	0.02	0	0.0	0.0	0.0	0.00	0.00	C68
Eye	13	0.2	0.7	0.7	0.04	0.07	11	0.2	0.7	1.3	0.08	0.08	C69
Brain and nervous system	76	1.3	4.2	6.3	0.41	0.56	61	1.4	3.9	5.8	0.38	0.51	C70-72
Thyroid	88	1.5	4.8	6.7	0.47	0.75	184	4.1	11.8	18.4	1.38	1.67	C73
Adrenal gland	1	0.0	0.1	0.0	0.00	0.00	4	0.1	0.3	0.7	0.03	0.04	C74
Other endocrine	0	0.0	0.0	0.0	0.00	0.00	0	0.0	0.0	0.0	0.00	0.00	C75
Hodgkin lymphoma	31	0.5	1.7	3.0	0.21	0.22	20	0.4	1.3	2.6	0.17	0.20	C81
Non-Hodgkin lymphoma	252	4.3	13.9	15.5	0.96	1.77	154	3.4	9.9	9.8	0.56	1.03	C82-86,C96
Immunoproliferative diseases	14	0.2	0.8	0.8	0.04	0.10	9	0.2	0.6	0.5	0.02	0.08	C88
Multiple myeloma	82	1.4	4.5	4.6	0.29	0.52	45	1.0	2.9	2.9	0.15	0.39	C90
Lymphoid leukaemia	114	2.0	6.3	8.0	0.39	0.83	59	1.3	3.8	5.0	0.20	0.49	C91
Myeloid leukaemia	61	1.0	3.4	3.8	0.17	0.46	49	1.1	3.1	4.0	0.21	0.37	C92-94
Leukaemia unspecified	4	0.1	0.2	0.3	0.01	0.03	2	0.0	0.1	0.1	0.01	0.01	C95
Myeloproliferative disorders	30	0.5	1.6	1.9	0.09	0.20	31	0.7	2.0	1.6	0.08	0.18	MPD
Myelodysplastic syndromes	52	0.9	2.9	2.5	0.03	0.19	34	0.8	2.2	1.7	0.04	0.09	MDS
Other and unspecified	101	1.7	5.6	5.7	0.28	0.70	105	2.3	6.7	5.9	0.31	0.67	O&U
All sites	5878		323.1	354.0	19.47	41.17	4496		289.0	312.5	19.90	34.66	C00-96
All sites except C44	5828	100.0	320.4	351.2	19.34	40.92	4474	100.0	287.6	311.4	19.85	34.57	C00-96 exc. C44

†*See note following population pyramid

USA, Pacific Islands

CONTRIBUTORS

Lee Buenconsejo-Lum
Neal Palafox
Mavis Nitta
Youngju Jeong
Janos Baksa



NOTES ON THE DATA

*No official mortality data. †C67 (bladder cancer) includes neoplasms of uncertain or unknown behaviour together with invasive cancers.

20 major cancers, ASR (World) per 100 000

<i>Male</i>		<i>Female</i>	
Trachea, bronchus, and lung	41.6	Breast	42.1
Prostate	38.7	Cervix uteri	17.3
Liver	19.5	Corpus uteri	15.8
Colon	12.3	Trachea, bronchus, and lung	13.4
Rectum	7.3	Thyroid	11.3
Nasopharynx	5.8	Ovary	6.3
Non-Hodgkin lymphoma	5.5	Colon	6.1
Stomach	5.5	Rectum	5.0
Bladder	5.5	Non-Hodgkin lymphoma	4.4
Other and unspecified	5.1	Other and unspecified	4.1
Kidney	4.6	Stomach	3.8
Mouth	3.7	Liver	3.7
Pancreas	3.7	Myeloid leukaemia	2.2
Tongue	3.1	Nasopharynx	2.0
Larynx	2.7	Gallbladder etc.	1.8
Oesophagus	2.5	Myelodysplastic syndromes	1.6
Thyroid	2.3	Pancreas	1.5
Testis	2.0	Brain and nervous system	1.3
Myelodysplastic syndromes	1.9	Multiple myeloma	1.3
Brain and nervous system	1.8	Bladder	1.2
All sites	194.0	All sites	157.9

*USA, Pacific Islands (2008–2012)

SITE	Male						Female						ICD-10
	No. cases	Freq. (%)	Crude rate (per 100 000)	ASR world	Cum. rates 0-64 (%)	0-74	No. cases	Freq. (%)	Crude rate (per 100 000)	ASR world	Cum. rates 0-64 (%)	0-74	
Lip	3	0.2	0.2	0.4	0.05	0.05	2	0.2	0.1	0.2	0.03	0.03	C00
Tongue	22	1.7	1.5	3.1	0.18	0.37	6	0.5	0.4	0.8	0.06	0.10	C01-02
Mouth	25	1.9	1.7	3.7	0.22	0.37	6	0.5	0.4	0.8	0.08	0.08	C03-06
Salivary glands	4	0.3	0.3	0.6	0.04	0.07	3	0.3	0.2	0.4	0.03	0.07	C07-08
Tonsil	5	0.4	0.3	0.8	0.03	0.12	2	0.2	0.1	0.3	0.03	0.03	C09
Other oropharynx	5	0.4	0.3	0.6	0.06	0.06	0	0.0	0.0	0.0	0.00	0.00	C10
Nasopharynx	45	3.5	3.1	5.8	0.50	0.66	16	1.3	1.1	2.0	0.15	0.19	C11
Hypopharynx	1	0.1	0.1	0.1	0.02	0.02	0	0.0	0.0	0.0	0.00	0.00	C12-13
Pharynx unspecified	1	0.1	0.1	0.2	0.02	0.02	0	0.0	0.0	0.0	0.00	0.00	C14
Oesophagus	18	1.4	1.2	2.5	0.19	0.29	3	0.3	0.2	0.4	0.04	0.08	C15
Stomach	37	2.9	2.5	5.5	0.28	0.74	26	2.2	1.8	3.8	0.16	0.59	C16
Small intestine	4	0.3	0.3	0.5	0.03	0.03	2	0.2	0.1	0.2	0.01	0.01	C17
Colon	80	6.2	5.5	12.3	0.62	1.53	45	3.8	3.1	6.1	0.35	0.77	C18
Rectum	49	3.8	3.4	7.3	0.40	0.87	38	3.2	2.6	5.0	0.24	0.56	C19-20
Anus	3	0.2	0.2	0.4	0.02	0.02	3	0.3	0.2	0.5	0.00	0.06	C21
Liver	141	10.9	9.7	19.5	1.30	2.24	29	2.4	2.0	3.7	0.30	0.41	C22
Gallbladder etc.	6	0.5	0.4	0.9	0.07	0.12	13	1.1	0.9	1.8	0.07	0.21	C23-24
Pancreas	25	1.9	1.7	3.7	0.21	0.51	11	0.9	0.8	1.5	0.12	0.18	C25
Nose, sinuses etc.	4	0.3	0.3	0.5	0.05	0.05	0	0.0	0.0	0.0	0.00	0.00	C30-31
Larynx	17	1.3	1.2	2.7	0.13	0.44	3	0.3	0.2	0.5	0.03	0.06	C32
Trachea, bronchus, and lung	265	20.4	18.2	41.6	2.02	5.75	98	8.2	6.8	13.4	0.67	1.73	C33-34
Other thoracic organs	2	0.2	0.1	0.3	0.02	0.05	0	0.0	0.0	0.0	0.00	0.00	C37-38
Bone	11	0.8	0.8	1.6	0.12	0.15	5	0.4	0.3	0.7	0.05	0.05	C40-41
Melanoma of skin	7	0.5	0.5	1.0	0.06	0.06	3	0.3	0.2	0.4	0.02	0.05	C43
Other skin	3		0.2	0.4	0.03	0.03	3		0.2	0.4	0.01	0.05	C44
Mesothelioma	3	0.2	0.2	0.6	0.00	0.11	0	0.0	0.0	0.0	0.00	0.00	C45
Kaposi sarcoma	2	0.2	0.1	0.2	0.02	0.02	1	0.1	0.1	0.1	0.00	0.00	C46
Connective and soft tissue	12	0.9	0.8	1.6	0.12	0.16	3	0.3	0.2	0.4	0.03	0.03	C47+C49
Breast	2	0.2	0.1	0.3	0.01	0.01	324	27.2	22.5	42.1	3.16	4.47	C50
Vulva							3	0.3	0.2	0.5	0.01	0.08	C51
Vagina							1	0.1	0.1	0.1	0.00	0.00	C52
Cervix uteri							136	11.4	9.5	17.3	1.43	1.80	C53
Corpus uteri							120	10.1	8.3	15.8	1.10	1.92	C54
Uterus unspecified							5	0.4	0.3	0.7	0.03	0.11	C55
Ovary							48	4.0	3.3	6.3	0.49	0.66	C56
Other female genital organs							2	0.2	0.1	0.3	0.03	0.03	C57
Placenta							2	0.2	0.1	0.3	0.02	0.02	C58
Penis	2	0.2	0.1	0.3	0.04	0.04							C60
Prostate	239	18.4	16.4	38.7	1.55	4.56							C61
Testis	15	1.2	1.0	2.0	0.13	0.13							C62
Other male genital organs	1	0.1	0.1	0.2	0.02	0.02							C63
Kidney	31	2.4	2.1	4.6	0.25	0.55	7	0.6	0.5	0.9	0.03	0.10	C64
Renal pelvis	1	0.1	0.1	0.1	0.01	0.01	0	0.0	0.0	0.0	0.00	0.00	C65
Ureter	0	0.0	0.0	0.0	0.00	0.00	0	0.0	0.0	0.0	0.00	0.00	C66
†Bladder	36	2.8	2.5	5.5	0.25	0.58	10	0.8	0.7	1.2	0.06	0.09	C67
Other urinary organs	0	0.0	0.0	0.0	0.00	0.00	0	0.0	0.0	0.0	0.00	0.00	C68
Eye	2	0.2	0.1	0.3	0.02	0.02	1	0.1	0.1	0.2	0.01	0.01	C69
Brain and nervous system	13	1.0	0.9	1.8	0.14	0.21	10	0.8	0.7	1.3	0.08	0.08	C70-72
Thyroid	16	1.2	1.1	2.3	0.14	0.25	87	7.3	6.0	11.3	0.88	1.23	C73
Adrenal gland	1	0.1	0.1	0.1	0.01	0.01	0	0.0	0.0	0.0	0.00	0.00	C74
Other endocrine	1	0.1	0.1	0.1	0.01	0.01	2	0.2	0.1	0.3	0.01	0.01	C75
Hodgkin lymphoma	7	0.5	0.5	0.9	0.07	0.07	0	0.0	0.0	0.0	0.00	0.00	C81
Non-Hodgkin lymphoma	39	3.0	2.7	5.5	0.30	0.57	33	2.8	2.3	4.4	0.28	0.46	C82-86,C96
Immunoproliferative diseases	0	0.0	0.0	0.0	0.00	0.00	1	0.1	0.1	0.2	0.00	0.04	C88
Multiple myeloma	9	0.7	0.6	1.2	0.06	0.09	9	0.8	0.6	1.3	0.05	0.14	C90
Lymphoid leukaemia	11	0.8	0.8	1.5	0.09	0.13	5	0.4	0.3	0.8	0.04	0.04	C91
Myeloid leukaemia	11	0.8	0.8	1.6	0.06	0.11	16	1.3	1.1	2.2	0.15	0.19	C92-94
Leukaemia unspecified	5	0.4	0.3	0.7	0.05	0.05	3	0.3	0.2	0.4	0.02	0.02	C95
Myeloproliferative disorders	8	0.6	0.5	1.2	0.06	0.10	8	0.7	0.6	1.1	0.03	0.17	MPD
Myelodysplastic syndromes	11	0.8	0.8	1.9	0.04	0.18	12	1.0	0.8	1.6	0.02	0.20	MDS
Other and unspecified	38	2.9	2.6	5.1	0.37	0.53	29	2.4	2.0	4.1	0.28	0.49	O&U
All sites	1299		89.0	194.0	10.45	23.12	1195		83.1	157.9	10.68	17.69	C00-96
All sites except C44	1296	100.0	88.8	193.6	10.42	23.09	1192	100.0	82.8	157.5	10.67	17.64	C00-96 exc. C44

†*See note following population pyramid