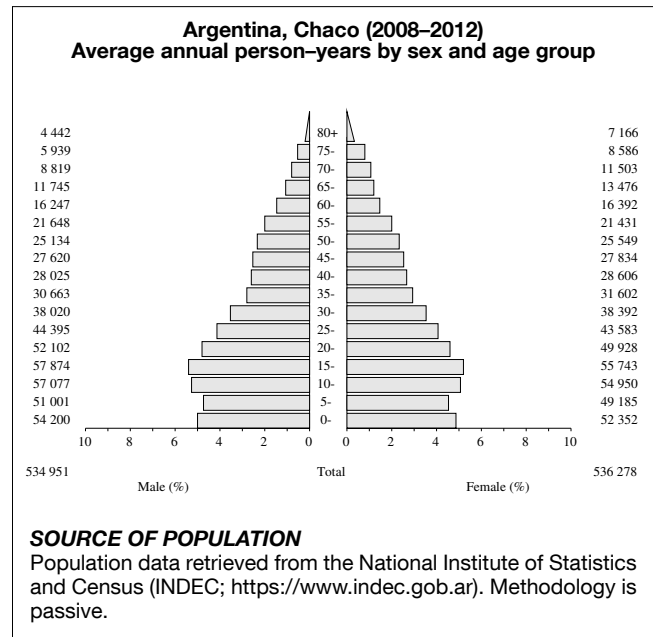


Argentina, Chaco

CONTRIBUTORS

Maria Angelica Duarte
 Claudia Rojas
 Guillermina Veronica Tabaré
 Graciela Abriata



NOTES ON THE DATA

†C67 (bladder cancer) includes neoplasms of uncertain or unknown behaviour together with invasive cancers.

20 major cancers, ASR (World) per 100 000

<i>Male</i>		<i>Female</i>	
Trachea, bronchus, and lung	31.9	Breast	47.2
Prostate	26.4	Cervix uteri	26.4
Colon	15.3	Other and unspecified	11.2
Stomach	13.2	Colon	11.2
Other and unspecified	12.7	Trachea, bronchus, and lung	8.4
Kidney	9.8	Ovary	6.6
Oesophagus	8.9	Stomach	5.4
Non-melanoma skin cancer	6.8	Corpus uteri	5.1
Pancreas	6.2	Pancreas	4.5
Bladder	6.0	Thyroid	4.5
Larynx	6.0	Kidney	4.0
Non-Hodgkin lymphoma	5.4	Non-melanoma skin cancer	4.0
Liver	4.4	Non-Hodgkin lymphoma	3.9
Rectum	4.1	Brain and nervous system	3.5
Brain and nervous system	4.0	Gallbladder etc.	3.0
Testis	3.7	Oesophagus	2.7
Mouth	3.3	Liver	2.5
Penis	2.5	Rectum	2.4
Gallbladder etc.	2.4	Uterus unspecified	2.1
Melanoma of skin	2.4	Bladder	1.8
All sites	197.0	All sites	179.1

Argentina, Chaco (2008–2012)

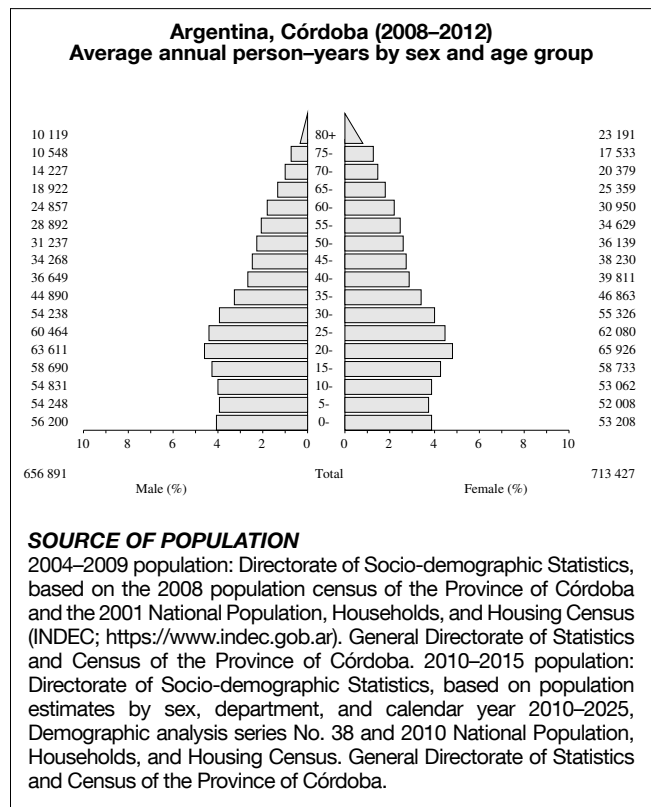
SITE	Male						Female						ICD-10
	No. cases	Freq. (%)	Crude rate (per 100 000)	ASR world	Cum. rates 0-64 (%)	0-74	No. cases	Freq. (%)	Crude rate (per 100 000)	ASR world	Cum. rates 0-64 (%)	0-74	
Lip	16	0.4	0.3	0.7	0.03	0.09	6	0.1	0.1	0.2	0.01	0.01	C00
Tongue	31	0.7	0.6	1.4	0.09	0.19	17	0.4	0.3	0.7	0.06	0.08	C01-02
Mouth	75	1.7	1.4	3.3	0.27	0.40	22	0.5	0.4	0.8	0.06	0.10	C03-06
Salivary glands	14	0.3	0.3	0.6	0.04	0.05	7	0.2	0.1	0.3	0.03	0.03	C07-08
Tonsil	24	0.5	0.4	1.0	0.07	0.11	3	0.1	0.1	0.1	0.01	0.01	C09
Other oropharynx	20	0.5	0.4	0.8	0.07	0.10	6	0.1	0.1	0.2	0.02	0.02	C10
Nasopharynx	8	0.2	0.1	0.3	0.03	0.04	3	0.1	0.1	0.1	0.00	0.02	C11
Hypopharynx	3	0.1	0.1	0.1	0.01	0.01	0	0.0	0.0	0.0	0.00	0.00	C12-13
Pharynx unspecified	13	0.3	0.2	0.6	0.02	0.06	3	0.1	0.1	0.1	0.00	0.02	C14
Oesophagus	202	4.6	3.8	8.9	0.43	1.02	77	1.7	1.4	2.7	0.13	0.31	C15
Stomach	305	6.9	5.7	13.2	0.76	1.49	142	3.1	2.6	5.4	0.38	0.58	C16
Small intestine	27	0.6	0.5	1.2	0.07	0.11	15	0.3	0.3	0.5	0.04	0.05	C17
Colon	359	8.1	6.7	15.3	0.79	1.74	301	6.5	5.6	11.2	0.70	1.24	C18
Rectum	94	2.1	1.8	4.1	0.26	0.49	64	1.4	1.2	2.4	0.17	0.26	C19-20
Anus	12	0.3	0.2	0.5	0.04	0.06	17	0.4	0.3	0.7	0.05	0.09	C21
Liver	100	2.3	1.9	4.4	0.19	0.49	72	1.6	1.3	2.5	0.13	0.26	C22
Gallbladder etc.	56	1.3	1.0	2.4	0.12	0.28	81	1.8	1.5	3.0	0.18	0.31	C23-24
Pancreas	141	3.2	2.6	6.2	0.30	0.78	127	2.7	2.4	4.5	0.21	0.51	C25
Nose, sinuses etc.	11	0.2	0.2	0.5	0.02	0.06	9	0.2	0.2	0.4	0.03	0.05	C30-31
Larynx	138	3.1	2.6	6.0	0.43	0.75	14	0.3	0.3	0.5	0.03	0.06	C32
Trachea, bronchus, and lung	721	16.3	13.5	31.9	1.63	3.97	224	4.8	4.2	8.4	0.51	0.96	C33-34
Other thoracic organs	19	0.4	0.4	0.8	0.06	0.08	10	0.2	0.2	0.4	0.03	0.04	C37-38
Bone	35	0.8	0.7	1.4	0.09	0.11	30	0.6	0.6	1.1	0.08	0.10	C40-41
Melanoma of skin	57	1.3	1.1	2.4	0.15	0.30	42	0.9	0.8	1.6	0.11	0.16	C43
Other skin	157		2.9	6.8	0.33	0.74	119		2.2	4.0	0.15	0.36	C44
Mesothelioma	7	0.2	0.1	0.3	0.02	0.03	2	0.0	0.0	0.1	0.01	0.01	C45
Kaposi sarcoma	17	0.4	0.3	0.7	0.06	0.07	0	0.0	0.0	0.0	0.00	0.00	C46
Connective and soft tissue	42	0.9	0.8	1.7	0.12	0.19	25	0.5	0.5	0.9	0.07	0.09	C47+C49
Breast	18	0.4	0.3	0.8	0.03	0.10	1212	26.2	22.6	47.2	3.43	5.27	C50
Vulva							32	0.7	0.6	1.1	0.06	0.11	C51
Vagina							13	0.3	0.2	0.5	0.04	0.06	C52
Cervix uteri							684	14.8	12.8	26.4	2.13	2.66	C53
Corpus uteri							124	2.7	2.3	5.1	0.44	0.63	C54
Uterus unspecified							60	1.3	1.1	2.1	0.11	0.21	C55
Ovary							174	3.8	3.2	6.6	0.47	0.70	C56
Other female genital organs							2	0.0	0.0	0.1	0.01	0.01	C57
Placenta							48	1.0	0.9	1.6	0.11	0.11	C58
Penis	57	1.3	1.1	2.5	0.15	0.25							C60
Prostate	603	13.6	11.3	26.4	0.86	2.93							C61
Testis	103	2.3	1.9	3.7	0.25	0.26							C62
Other male genital organs	0	0.0	0.0	0.0	0.00	0.00							C63
Kidney	224	5.1	4.2	9.8	0.57	1.24	105	2.3	2.0	4.0	0.27	0.43	C64
Renal pelvis	0	0.0	0.0	0.0	0.00	0.00	0	0.0	0.0	0.0	0.00	0.00	C65
Ureter	3	0.1	0.1	0.1	0.01	0.02	0	0.0	0.0	0.0	0.00	0.00	C66
†Bladder	142	3.2	2.7	6.0	0.28	0.72	52	1.1	1.0	1.8	0.09	0.19	C67
Other urinary organs	0	0.0	0.0	0.0	0.00	0.00	1	0.0	0.0	0.0	0.00	0.00	C68
Eye	13	0.3	0.2	0.5	0.02	0.06	12	0.3	0.2	0.4	0.02	0.04	C69
Brain and nervous system	98	2.2	1.8	4.0	0.28	0.38	90	1.9	1.7	3.5	0.25	0.32	C70-72
Thyroid	24	0.5	0.4	1.0	0.09	0.10	118	2.6	2.2	4.5	0.33	0.43	C73
Adrenal gland	5	0.1	0.1	0.2	0.01	0.01	4	0.1	0.1	0.2	0.01	0.01	C74
Other endocrine	3	0.1	0.1	0.1	0.01	0.01	5	0.1	0.1	0.2	0.00	0.01	C75
Hodgkin lymphoma	37	0.8	0.7	1.4	0.08	0.14	30	0.6	0.6	1.1	0.07	0.09	C81
Non-Hodgkin lymphoma	134	3.0	2.5	5.4	0.36	0.55	99	2.1	1.8	3.9	0.24	0.43	C82-86,C96
Immunoproliferative diseases	0	0.0	0.0	0.0	0.00	0.00	0	0.0	0.0	0.0	0.00	0.00	C88
Multiple myeloma	24	0.5	0.4	1.0	0.06	0.11	22	0.5	0.4	0.9	0.05	0.12	C90
Lymphoid leukaemia	48	1.1	0.9	2.0	0.08	0.14	41	0.9	0.8	1.6	0.09	0.10	C91
Myeloid leukaemia	23	0.5	0.4	0.9	0.07	0.09	35	0.8	0.7	1.3	0.08	0.12	C92-94
Leukaemia unspecified	27	0.6	0.5	1.1	0.05	0.11	25	0.5	0.5	0.9	0.04	0.08	C95
Myeloproliferative disorders	0	0.0	0.0	0.0	0.00	0.00	0	0.0	0.0	0.0	0.00	0.00	MPD
Myelodysplastic syndromes	0	0.0	0.0	0.0	0.00	0.00	0	0.0	0.0	0.0	0.00	0.00	MDS
Other and unspecified	293	6.6	5.5	12.7	0.66	1.38	320	6.9	6.0	11.2	0.53	1.15	O&U
All sites	4583		85.7	197.0	10.44	22.43	4746		88.5	179.1	12.04	19.02	C00-96
All sites except C44	4426	100.0	82.7	190.2	10.11	21.70	4627	100.0	86.3	175.1	11.89	18.66	C00-96 exc. C44

† See note following population pyramid

Argentina, Córdoba

CONTRIBUTORS

Martín Alonso
Rosalba Fita
Beatriz Carballo Q.
Graciela Nicolás
Marcela Álvarez
Olga Toledo



NOTES ON THE DATA

†C67 (bladder cancer) includes neoplasms of uncertain or unknown behaviour together with invasive cancers.

20 major cancers, ASR (World) per 100 000

<i>Male</i>		<i>Female</i>	
Prostate	46.5	Breast	84.0
Trachea, bronchus, and lung	26.7	Colon	12.9
Colon	20.3	Non-melanoma skin cancer	12.6
Non-melanoma skin cancer	17.3	Cervix uteri	10.6
Bladder	11.6	Trachea, bronchus, and lung	9.1
Kidney	10.5	Ovary	8.9
Stomach	9.5	Thyroid	8.1
Other and unspecified	9.3	Other and unspecified	7.5
Non-Hodgkin lymphoma	8.6	Corpus uteri	7.0
Pancreas	7.7	Brain and nervous system	7.0
Brain and nervous system	7.7	Pancreas	5.9
Rectum	6.8	Non-Hodgkin lymphoma	5.8
Testis	6.1	Kidney	5.2
Liver	4.8	Stomach	3.8
Larynx	4.6	Gallbladder etc.	3.6
Oesophagus	3.8	Rectum	3.6
Lymphoid leukaemia	3.2	Melanoma of skin	2.9
Gallbladder etc.	2.8	Liver	2.5
Melanoma of skin	2.6	Lymphoid leukaemia	2.3
Multiple myeloma	2.4	Bladder	2.3
All sites	240.4	All sites	225.9

Argentina, Córdoba (2008–2012)

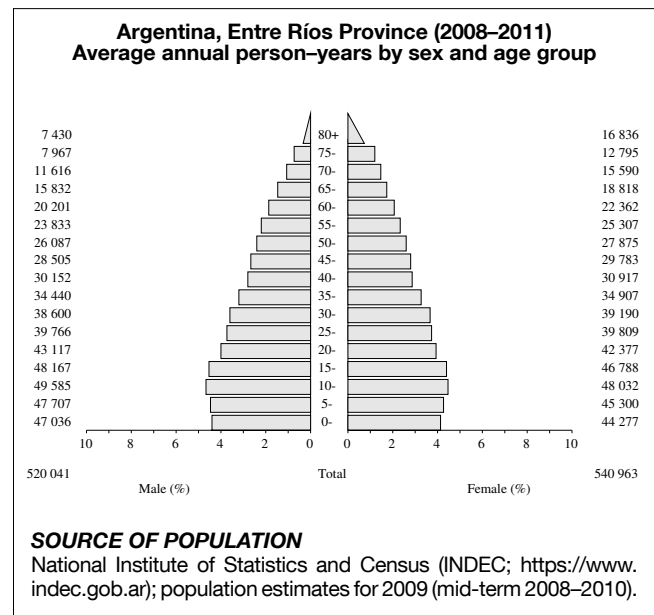
SITE	Male						Female						ICD-10
	No. cases	Freq. (%)	Crude rate (per 100 000)	ASR world	Cum. rates 0-64 (%)	0-74 (%)	No. cases	Freq. (%)	Crude rate (per 100 000)	ASR world	Cum. rates 0-64 (%)	0-74 (%)	
Lip	3	0.0	0.0	0.1	0.01	0.01	4	0.0	0.1	0.0	0.00	0.00	C00
Tongue	62	0.8	0.9	1.8	0.12	0.21	26	0.3	0.4	0.5	0.03	0.06	C01-02
Mouth	50	0.6	0.8	1.4	0.11	0.15	25	0.3	0.4	0.6	0.04	0.07	C03-06
Salivary glands	37	0.5	0.6	1.0	0.06	0.12	33	0.3	0.5	0.8	0.05	0.09	C07-08
Tonsil	15	0.2	0.2	0.4	0.02	0.05	7	0.1	0.1	0.2	0.01	0.02	C09
Other oropharynx	16	0.2	0.2	0.5	0.03	0.07	7	0.1	0.1	0.1	0.01	0.02	C10
Nasopharynx	7	0.1	0.1	0.2	0.02	0.03	3	0.0	0.0	0.1	0.00	0.01	C11
Hypopharynx	17	0.2	0.3	0.5	0.03	0.05	4	0.0	0.1	0.1	0.00	0.01	C12-13
Pharynx unspecified	4	0.0	0.1	0.1	0.01	0.02	2	0.0	0.0	0.0	0.00	0.00	C14
Oesophagus	147	1.8	2.2	3.8	0.14	0.45	95	1.0	1.3	1.6	0.07	0.15	C15
Stomach	345	4.3	5.3	9.5	0.45	1.16	202	2.0	2.8	3.8	0.22	0.40	C16
Small intestine	34	0.4	0.5	0.9	0.07	0.09	41	0.4	0.6	0.9	0.06	0.10	C17
Colon	743	9.2	11.3	20.3	1.08	2.38	688	7.0	9.6	12.9	0.70	1.48	C18
Rectum	242	3.0	3.7	6.8	0.36	0.87	176	1.8	2.5	3.6	0.21	0.42	C19-20
Anus	26	0.3	0.4	0.7	0.04	0.07	34	0.3	0.5	0.7	0.05	0.08	C21
Liver	179	2.2	2.7	4.8	0.24	0.54	151	1.5	2.1	2.5	0.11	0.29	C22
Gallbladder etc.	103	1.3	1.6	2.8	0.12	0.36	187	1.9	2.6	3.6	0.19	0.46	C23-24
Pancreas	287	3.5	4.4	7.7	0.36	0.97	332	3.4	4.7	5.9	0.28	0.70	C25
Nose, sinuses etc.	10	0.1	0.2	0.3	0.03	0.03	10	0.1	0.1	0.2	0.02	0.02	C30-31
Larynx	158	2.0	2.4	4.6	0.30	0.59	31	0.3	0.4	0.7	0.05	0.08	C32
Trachea, bronchus, and lung	951	11.8	14.5	26.7	1.47	3.48	447	4.5	6.3	9.1	0.56	1.16	C33-34
Other thoracic organs	38	0.5	0.6	1.1	0.06	0.11	44	0.4	0.6	0.9	0.04	0.10	C37-38
Bone	54	0.7	0.8	1.6	0.10	0.13	40	0.4	0.6	1.0	0.07	0.09	C40-41
Melanoma of skin	92	1.1	1.4	2.6	0.16	0.28	123	1.2	1.7	2.9	0.21	0.32	C43
Other skin	651		9.9	17.3	0.90	1.91	639		9.0	12.6	0.76	1.48	C44
Mesothelioma	20	0.2	0.3	0.6	0.03	0.07	15	0.2	0.2	0.3	0.01	0.04	C45
Kaposi sarcoma	75	0.9	1.1	2.1	0.17	0.19	7	0.1	0.1	0.1	0.00	0.02	C46
Connective and soft tissue	55	0.7	0.8	1.6	0.08	0.15	62	0.6	0.9	1.4	0.09	0.14	C47+C49
Breast	42	0.5	0.6	1.2	0.04	0.14	3750	37.9	52.6	84.0	5.94	9.80	C50
Vulva							43	0.4	0.6	0.8	0.04	0.09	C51
Vagina							23	0.2	0.3	0.5	0.03	0.05	C52
Cervix uteri							430	4.4	6.0	10.6	0.84	1.12	C53
Corpus uteri							315	3.2	4.4	7.0	0.50	0.91	C54
Uterus unspecified							61	0.6	0.9	1.2	0.09	0.13	C55
Ovary							393	4.0	5.5	8.9	0.62	1.03	C56
Other female genital organs							10	0.1	0.1	0.2	0.02	0.02	C57
Placenta							6	0.1	0.1	0.2	0.01	0.01	C58
Penis	30	0.4	0.5	0.9	0.07	0.10							C60
Prostate	1754	21.7	26.7	46.5	1.75	6.08							C61
Testis	226	2.8	3.4	6.1	0.45	0.46							C62
Other male genital organs	1	0.0	0.0	0.0	0.00	0.00							C63
Kidney	369	4.6	5.6	10.5	0.71	1.22	239	2.4	3.4	5.2	0.36	0.59	C64
Renal pelvis	2	0.0	0.0	0.1	0.00	0.00	1	0.0	0.0	0.0	0.00	0.00	C65
Ureter	3	0.0	0.0	0.1	0.00	0.00	2	0.0	0.0	0.0	0.00	0.00	C66
†Bladder	428	5.3	6.5	11.6	0.58	1.39	127	1.3	1.8	2.3	0.12	0.24	C67
Other urinary organs	2	0.0	0.0	0.1	0.01	0.01	1	0.0	0.0	0.0	0.00	0.00	C68
Eye	10	0.1	0.2	0.3	0.01	0.03	19	0.2	0.3	0.6	0.03	0.04	C69
Brain and nervous system	263	3.3	4.0	7.7	0.48	0.80	301	3.0	4.2	7.0	0.47	0.68	C70-72
Thyroid	69	0.9	1.1	2.1	0.17	0.22	315	3.2	4.4	8.1	0.67	0.79	C73
Adrenal gland	10	0.1	0.2	0.4	0.02	0.03	12	0.1	0.2	0.5	0.02	0.03	C74
Other endocrine	13	0.2	0.2	0.4	0.02	0.06	7	0.1	0.1	0.2	0.01	0.02	C75
Hodgkin lymphoma	67	0.8	1.0	1.9	0.13	0.17	56	0.6	0.8	1.4	0.09	0.12	C81
Non-Hodgkin lymphoma	301	3.7	4.6	8.6	0.56	0.97	268	2.7	3.8	5.8	0.33	0.68	C82-86,C96
Immunoproliferative diseases	1	0.0	0.0	0.0	0.00	0.00	3	0.0	0.0	0.0	0.00	0.00	C88
Multiple myeloma	84	1.0	1.3	2.4	0.16	0.26	62	0.6	0.9	1.3	0.09	0.16	C90
Lymphoid leukaemia	102	1.3	1.6	3.2	0.18	0.29	73	0.7	1.0	2.3	0.13	0.17	C91
Myeloid leukaemia	55	0.7	0.8	1.5	0.11	0.15	55	0.6	0.8	1.5	0.09	0.14	C92-94
Leukaemia unspecified	61	0.8	0.9	1.6	0.07	0.15	63	0.6	0.9	1.0	0.05	0.09	C95
Myeloproliferative disorders	38	0.5	0.6	1.1	0.06	0.14	35	0.4	0.5	0.8	0.06	0.08	MPD
Myelodysplastic syndromes	44	0.5	0.7	1.1	0.04	0.10	17	0.2	0.2	0.3	0.02	0.03	MDS
Other and unspecified	344	4.3	5.2	9.3	0.49	1.04	400	4.0	5.6	7.5	0.38	0.89	O&U
All sites	8740		133.1	240.4	12.71	28.36	10522		147.5	225.9	14.87	25.71	C00-96
All sites except C44	8089	100.0	123.1	223.1	11.81	26.45	9883	100.0	138.5	213.3	14.11	24.22	C00-96 exc. C44

† See note following population pyramid

Argentina, Entre Ríos Province

CONTRIBUTORS

Patricia Giacciani
 Enrique Fernández
 Miguel Angel Prince
 Carmen González
 Diego Garcilazo
 Lily Herrera
 Julio Bechelli
 Héctor Arocena



NOTES ON THE DATA

†C67 (bladder cancer) includes neoplasms of uncertain or unknown behaviour together with invasive cancers.

20 major cancers, ASR (World) per 100 000

<i>Male</i>		<i>Female</i>	
Non-melanoma skin cancer	53.9	Breast	62.5
Prostate	45.5	Non-melanoma skin cancer	38.3
Trachea, bronchus, and lung	32.4	Colon	20.7
Colon	27.2	Cervix uteri	15.1
Other and unspecified	13.3	Trachea, bronchus, and lung	10.0
Stomach	12.7	Thyroid	9.3
Bladder	11.9	Ovary	8.1
Kidney	11.2	Other and unspecified	7.5
Rectum	9.3	Pancreas	6.1
Pancreas	8.8	Kidney	5.9
Oesophagus	7.1	Corpus uteri	5.7
Larynx	6.2	Stomach	5.3
Testis	5.0	Rectum	5.1
Brain and nervous system	4.8	Non-Hodgkin lymphoma	3.8
Non-Hodgkin lymphoma	4.5	Melanoma of skin	3.4
Melanoma of skin	4.0	Brain and nervous system	3.4
Liver	3.8	Bladder	2.8
Mouth	3.1	Oesophagus	2.7
Gallbladder etc.	2.4	Uterus unspecified	2.3
Tongue	2.2	Gallbladder etc.	1.8
All sites	292.0	All sites	235.9

Argentina, Entre Ríos Province (2008–2011)

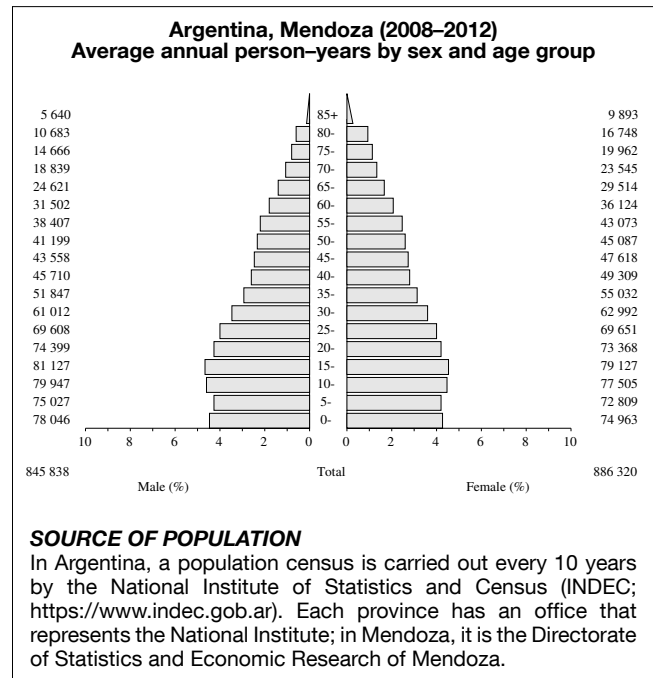
SITE	Male						Female						ICD-10
	No. cases	Freq. (%)	Crude rate (per 100 000)	ASR world	Cum. rates 0-64 (%)	0-74	No. cases	Freq. (%)	Crude rate (per 100 000)	ASR world	Cum. rates 0-64 (%)	0-74	
Lip	27	0.5	0.6	1.2	0.09	0.12	5	0.1	0.1	0.1	0.01	0.02	C00
Tongue	50	0.9	1.2	2.2	0.15	0.31	16	0.3	0.4	0.6	0.05	0.06	C01-02
Mouth	68	1.2	1.6	3.1	0.22	0.40	17	0.3	0.4	0.5	0.02	0.06	C03-06
Salivary glands	21	0.4	0.5	0.9	0.06	0.10	9	0.2	0.2	0.4	0.02	0.04	C07-08
Tonsil	22	0.4	0.5	1.0	0.09	0.12	2	0.0	0.0	0.1	0.01	0.01	C09
Other oropharynx	10	0.2	0.2	0.4	0.02	0.06	3	0.1	0.1	0.1	0.01	0.02	C10
Nasopharynx	6	0.1	0.1	0.3	0.02	0.02	2	0.0	0.0	0.0	0.00	0.01	C11
Hypopharynx	3	0.1	0.1	0.1	0.01	0.02	0	0.0	0.0	0.0	0.00	0.00	C12-13
Pharynx unspecified	21	0.4	0.5	0.9	0.07	0.11	1	0.0	0.0	0.0	0.00	0.01	C14
Oesophagus	163	2.9	3.9	7.1	0.42	0.90	88	1.6	2.0	2.7	0.15	0.32	C15
Stomach	290	5.2	7.0	12.7	0.66	1.60	172	3.1	4.0	5.3	0.27	0.62	C16
Small intestine	21	0.4	0.5	1.0	0.05	0.14	17	0.3	0.4	0.5	0.03	0.06	C17
Colon	644	11.6	15.5	27.2	1.31	3.29	638	11.5	14.7	20.7	1.07	2.47	C18
Rectum	216	3.9	5.2	9.3	0.49	1.13	151	2.7	3.5	5.1	0.31	0.60	C19-20
Anus	18	0.3	0.4	0.8	0.05	0.11	30	0.5	0.7	1.2	0.09	0.17	C21
Liver	88	1.6	2.1	3.8	0.23	0.44	41	0.7	0.9	1.0	0.03	0.08	C22
Gallbladder etc.	57	1.0	1.4	2.4	0.15	0.25	61	1.1	1.4	1.8	0.07	0.24	C23-24
Pancreas	205	3.7	4.9	8.8	0.57	1.02	199	3.6	4.6	6.1	0.31	0.71	C25
Nose, sinuses etc.	9	0.2	0.2	0.4	0.01	0.04	2	0.0	0.0	0.1	0.00	0.00	C30-31
Larynx	141	2.5	3.4	6.2	0.37	0.83	18	0.3	0.4	0.6	0.05	0.07	C32
Trachea, bronchus, and lung	746	13.5	17.9	32.4	1.98	4.05	288	5.2	6.7	10.0	0.66	1.22	C33-34
Other thoracic organs	25	0.5	0.6	1.1	0.07	0.15	15	0.3	0.3	0.5	0.04	0.06	C37-38
Bone	16	0.3	0.4	0.7	0.04	0.08	13	0.2	0.3	0.5	0.04	0.04	C40-41
Melanoma of skin	90	1.6	2.2	4.0	0.23	0.45	93	1.7	2.1	3.4	0.23	0.38	C43
Other skin	1271		30.6	53.9	2.83	5.95	1184		27.4	38.3	2.20	4.24	C44
Mesothelioma	2	0.0	0.0	0.1	0.01	0.01	4	0.1	0.1	0.1	0.01	0.01	C45
Kaposi sarcoma	2	0.0	0.0	0.1	0.01	0.01	0	0.0	0.0	0.0	0.00	0.00	C46
Connective and soft tissue	33	0.6	0.8	1.4	0.09	0.12	32	0.6	0.7	1.1	0.08	0.11	C47+C49
Breast	16	0.3	0.4	0.7	0.04	0.07	1691	30.5	39.1	62.5	4.41	7.08	C50
Vulva							35	0.6	0.8	1.0	0.03	0.14	C51
Vagina							22	0.4	0.5	0.8	0.06	0.09	C52
Cervix uteri							357	6.4	8.2	15.1	1.20	1.55	C53
Corpus uteri							162	2.9	3.7	5.7	0.39	0.71	C54
Uterus unspecified							63	1.1	1.5	2.3	0.19	0.28	C55
Ovary							214	3.9	4.9	8.1	0.62	0.89	C56
Other female genital organs							9	0.2	0.2	0.3	0.01	0.02	C57
Placenta							0	0.0	0.0	0.0	0.00	0.00	C58
Penis	34	0.6	0.8	1.5	0.10	0.17							C60
Prostate	1123	20.3	27.0	45.5	1.35	5.38							C61
Testis	108	1.9	2.6	5.0	0.36	0.40							C62
Other male genital organs	2	0.0	0.0	0.1	0.01	0.01							C63
Kidney	250	4.5	6.0	11.2	0.72	1.40	163	2.9	3.8	5.9	0.32	0.72	C64
Renal pelvis	3	0.1	0.1	0.1	0.01	0.01	2	0.0	0.0	0.1	0.01	0.01	C65
Ureter	0	0.0	0.0	0.0	0.00	0.00	1	0.0	0.0	0.1	0.00	0.00	C66
†Bladder	284	5.1	6.8	11.9	0.46	1.46	91	1.6	2.1	2.8	0.13	0.37	C67
Other urinary organs	1	0.0	0.0	0.0	0.00	0.01	0	0.0	0.0	0.0	0.00	0.00	C68
Eye	5	0.1	0.1	0.3	0.01	0.01	4	0.1	0.1	0.2	0.01	0.01	C69
Brain and nervous system	101	1.8	2.4	4.8	0.32	0.46	79	1.4	1.8	3.4	0.24	0.35	C70-72
Thyroid	42	0.8	1.0	1.9	0.13	0.21	216	3.9	5.0	9.3	0.76	0.91	C73
Adrenal gland	8	0.1	0.2	0.5	0.02	0.03	1	0.0	0.0	0.1	0.00	0.00	C74
Other endocrine	0	0.0	0.0	0.0	0.00	0.00	0	0.0	0.0	0.0	0.00	0.00	C75
Hodgkin lymphoma	28	0.5	0.7	1.3	0.09	0.11	23	0.4	0.5	0.9	0.06	0.07	C81
Non-Hodgkin lymphoma	104	1.9	2.5	4.5	0.27	0.50	109	2.0	2.5	3.8	0.23	0.43	C82-86,C96
Immunoproliferative diseases	0	0.0	0.0	0.0	0.00	0.00	0	0.0	0.0	0.0	0.00	0.00	C88
Multiple myeloma	23	0.4	0.6	1.0	0.06	0.11	27	0.5	0.6	1.0	0.06	0.15	C90
Lymphoid leukaemia	41	0.7	1.0	1.9	0.08	0.19	28	0.5	0.6	1.3	0.08	0.10	C91
Myeloid leukaemia	21	0.4	0.5	1.0	0.06	0.11	23	0.4	0.5	0.9	0.05	0.09	C92-94
Leukaemia unspecified	39	0.7	0.9	1.8	0.09	0.20	56	1.0	1.3	1.7	0.09	0.18	C95
Myeloproliferative disorders	0	0.0	0.0	0.0	0.00	0.00	0	0.0	0.0	0.0	0.00	0.00	MPD
Myelodysplastic syndromes	0	0.0	0.0	0.0	0.00	0.00	0	0.0	0.0	0.0	0.00	0.00	MDS
Other and unspecified	312	5.6	7.5	13.3	0.66	1.58	257	4.6	5.9	7.5	0.35	0.82	O&U
All sites	6810		163.7	292.0	15.13	34.28	6734		155.6	235.9	15.07	26.59	C00-96
All sites except C44	5539	100.0	133.1	238.1	12.30	28.33	5550	100.0	128.2	197.6	12.87	22.35	C00-96 exc. C44

† See note following population pyramid

Argentina, Mendoza

CONTRIBUTORS

María Cristina Diumenjo
 Walter Daniel Laspada
 Emiliano Zani
 Silvia Beatriz Marchevsky
 Dalinda María Agostini
 Carlos Alejandro Vazquez Rizzetto
 Ricardo Zulian
 Juana Ortiz
 Ruben Cerchiai
 Ana Laura Pogonza



NOTES ON THE DATA

†C67 (bladder cancer) includes neoplasms of uncertain or unknown behaviour together with invasive cancers.

20 major cancers, ASR (World) per 100 000

<i>Male</i>		<i>Female</i>	
Prostate	42.6	Breast	73.8
Trachea, bronchus, and lung	24.2	Non-melanoma skin cancer	13.7
Non-melanoma skin cancer	20.0	Colon	13.5
Colon	18.1	Cervix uteri	13.0
Stomach	12.7	Ovary	9.5
Kidney	10.4	Corpus uteri	8.8
Bladder	9.9	Trachea, bronchus, and lung	7.6
Other and unspecified	9.6	Other and unspecified	7.0
Rectum	7.7	Thyroid	6.6
Non-Hodgkin lymphoma	7.5	Pancreas	6.5
Pancreas	7.4	Non-Hodgkin lymphoma	5.4
Testis	7.3	Stomach	5.0
Brain and nervous system	6.2	Kidney	4.8
Oesophagus	5.3	Rectum	4.7
Liver	5.2	Gallbladder etc.	4.2
Larynx	4.0	Brain and nervous system	4.1
Melanoma of skin	3.0	Uterus unspecified	3.1
Myeloid leukaemia	3.0	Myeloid leukaemia	2.7
Multiple myeloma	2.8	Liver	2.5
Gallbladder etc.	2.7	Melanoma of skin	2.4
All sites	234.2	All sites	222.0

Argentina, Mendoza (2008–2012)

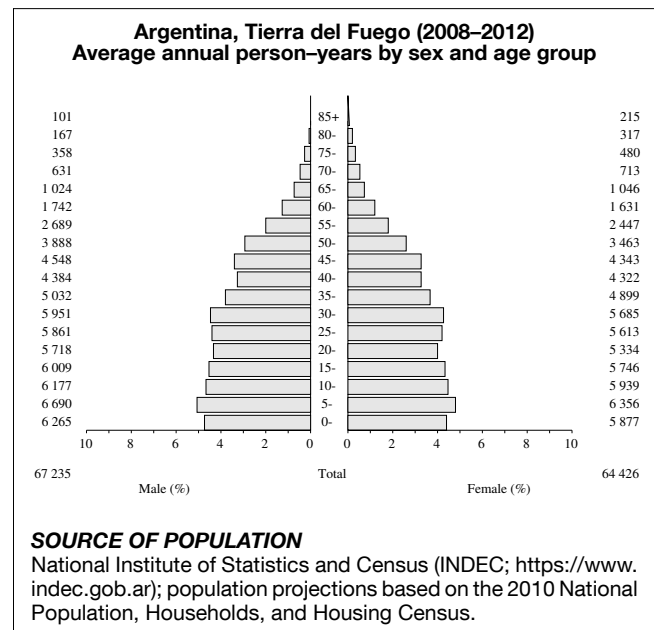
SITE	Male						Female						ICD-10
	No. cases	Freq. (%)	Crude rate (per 100 000)	ASR world	Cum. rates 0-64 (%)	0-74 (%)	No. cases	Freq. (%)	Crude rate (per 100 000)	ASR world	Cum. rates 0-64 (%)	0-74 (%)	
Lip	3	0.0	0.0	0.1	0.00	0.01	2	0.0	0.0	0.0	0.00	0.01	C00
Tongue	38	0.4	0.4	0.8	0.06	0.10	30	0.3	0.3	0.4	0.02	0.05	C01-02
Mouth	32	0.3	0.4	0.7	0.05	0.09	38	0.3	0.4	0.6	0.03	0.06	C03-06
Salivary glands	40	0.4	0.5	0.8	0.05	0.09	30	0.3	0.3	0.6	0.05	0.07	C07-08
Tonsil	18	0.2	0.2	0.4	0.03	0.05	3	0.0	0.0	0.1	0.01	0.01	C09
Other oropharynx	4	0.0	0.0	0.1	0.01	0.01	2	0.0	0.0	0.0	0.00	0.00	C10
Nasopharynx	19	0.2	0.2	0.4	0.04	0.05	8	0.1	0.1	0.2	0.01	0.02	C11
Hypopharynx	6	0.1	0.1	0.1	0.00	0.01	0	0.0	0.0	0.0	0.00	0.00	C12-13
Pharynx unspecified	6	0.1	0.1	0.1	0.01	0.01	5	0.0	0.1	0.1	0.01	0.01	C14
Oesophagus	263	2.5	3.1	5.3	0.26	0.63	132	1.1	1.5	1.9	0.07	0.22	C15
Stomach	630	6.0	7.4	12.7	0.69	1.49	309	2.7	3.5	5.0	0.28	0.58	C16
Small intestine	38	0.4	0.4	0.8	0.05	0.11	44	0.4	0.5	0.7	0.04	0.07	C17
Colon	893	8.6	10.6	18.1	0.87	2.20	849	7.3	9.6	13.5	0.72	1.55	C18
Rectum	379	3.6	4.5	7.7	0.40	0.92	268	2.3	3.0	4.7	0.26	0.58	C19-20
Anus	31	0.3	0.4	0.7	0.05	0.09	43	0.4	0.5	0.8	0.05	0.10	C21
Liver	262	2.5	3.1	5.2	0.26	0.62	162	1.4	1.8	2.5	0.13	0.26	C22
Gallbladder etc.	134	1.3	1.6	2.7	0.12	0.34	248	2.1	2.8	4.2	0.24	0.53	C23-24
Pancreas	375	3.6	4.4	7.4	0.36	0.95	431	3.7	4.9	6.5	0.29	0.76	C25
Nose, sinuses etc.	16	0.2	0.2	0.4	0.03	0.05	12	0.1	0.1	0.2	0.01	0.02	C30-31
Larynx	188	1.8	2.2	4.0	0.25	0.54	25	0.2	0.3	0.4	0.03	0.05	C32
Trachea, bronchus, and lung	1158	11.1	13.7	24.2	1.29	3.12	464	4.0	5.2	7.6	0.45	0.91	C33-34
Other thoracic organs	33	0.3	0.4	0.7	0.05	0.07	29	0.3	0.3	0.5	0.03	0.06	C37-38
Bone	57	0.5	0.7	1.3	0.08	0.11	40	0.3	0.5	0.9	0.07	0.07	C40-41
Melanoma of skin	141	1.4	1.7	3.0	0.18	0.37	127	1.1	1.4	2.4	0.16	0.29	C43
Other skin	1019		12.0	20.0	0.95	2.21	867		9.8	13.7	0.73	1.48	C44
Mesothelioma	23	0.2	0.3	0.5	0.02	0.06	14	0.1	0.2	0.3	0.01	0.03	C45
Kaposi sarcoma	31	0.3	0.4	0.7	0.05	0.06	5	0.0	0.1	0.1	0.01	0.01	C46
Connective and soft tissue	101	1.0	1.2	2.3	0.15	0.23	95	0.8	1.1	1.9	0.12	0.18	C47+C49
Breast	44	0.4	0.5	0.9	0.04	0.12	3953	34.1	44.6	73.8	5.17	8.53	C50
Vulva							69	0.6	0.8	1.1	0.06	0.13	C51
Vagina							31	0.3	0.3	0.5	0.04	0.05	C52
Cervix uteri							630	5.4	7.1	13.0	1.06	1.34	C53
Corpus uteri							478	4.1	5.4	8.8	0.61	1.11	C54
Uterus unspecified							175	1.5	2.0	3.1	0.20	0.33	C55
Ovary							490	4.2	5.5	9.5	0.68	1.06	C56
Other female genital organs							19	0.2	0.2	0.3	0.03	0.04	C57
Placenta							10	0.1	0.1	0.2	0.02	0.02	C58
Penis	75	0.7	0.9	1.5	0.09	0.17							C60
Prostate	2216	21.2	26.2	42.6	1.58	5.20							C61
Testis	322	3.1	3.8	7.3	0.54	0.57							C62
Other male genital organs	6	0.1	0.1	0.1	0.01	0.01							C63
Kidney	475	4.6	5.6	10.4	0.74	1.26	271	2.3	3.1	4.8	0.31	0.56	C64
Renal pelvis	10	0.1	0.1	0.3	0.02	0.03	2	0.0	0.0	0.0	0.00	0.00	C65
Ureter	5	0.0	0.1	0.1	0.01	0.02	1	0.0	0.0	0.0	0.00	0.00	C66
†Bladder	486	4.7	5.7	9.9	0.46	1.24	149	1.3	1.7	2.4	0.12	0.27	C67
Other urinary organs	5	0.0	0.1	0.1	0.00	0.01	2	0.0	0.0	0.0	0.00	0.00	C68
Eye	11	0.1	0.1	0.3	0.02	0.02	16	0.1	0.2	0.4	0.02	0.03	C69
Brain and nervous system	273	2.6	3.2	6.2	0.40	0.64	219	1.9	2.5	4.1	0.26	0.46	C70-72
Thyroid	62	0.6	0.7	1.4	0.12	0.14	311	2.7	3.5	6.6	0.54	0.65	C73
Adrenal gland	13	0.1	0.2	0.4	0.02	0.02	16	0.1	0.2	0.4	0.02	0.03	C74
Other endocrine	14	0.1	0.2	0.3	0.02	0.03	7	0.1	0.1	0.1	0.01	0.01	C75
Hodgkin lymphoma	96	0.9	1.1	2.1	0.15	0.18	81	0.7	0.9	1.7	0.12	0.16	C81
Non-Hodgkin lymphoma	343	3.3	4.1	7.5	0.48	0.80	289	2.5	3.3	5.4	0.32	0.62	C82-86,C96
Immunoproliferative diseases	12	0.1	0.1	0.3	0.01	0.03	8	0.1	0.1	0.2	0.00	0.03	C88
Multiple myeloma	137	1.3	1.6	2.8	0.15	0.33	101	0.9	1.1	1.7	0.10	0.22	C90
Lymphoid leukaemia	103	1.0	1.2	2.4	0.14	0.20	97	0.8	1.1	2.1	0.13	0.16	C91
Myeloid leukaemia	138	1.3	1.6	3.0	0.18	0.32	137	1.2	1.5	2.7	0.17	0.27	C92-94
Leukaemia unspecified	45	0.4	0.5	0.9	0.04	0.09	49	0.4	0.6	0.8	0.04	0.06	C95
Myeloproliferative disorders	77	0.7	0.9	1.6	0.10	0.17	55	0.5	0.6	1.0	0.06	0.11	MPD
Myelodysplastic syndromes	56	0.5	0.7	1.1	0.05	0.13	41	0.4	0.5	0.7	0.04	0.06	MDS
Other and unspecified	486	4.7	5.7	9.6	0.44	1.14	461	4.0	5.2	7.0	0.35	0.77	O&U
All sites	11448		135.3	234.2	12.15	27.45	12450		140.5	222.0	14.27	25.07	C00-96
All sites except C44	10429	100.0	123.3	214.2	11.20	25.25	11583	100.0	130.7	208.3	13.54	23.59	C00-96 exc. C44

† See note following population pyramid

Argentina, Tierra del Fuego

CONTRIBUTORS

Susana Graciela Ibañez
 Verónica Baro
 Mariela Bertorello
 Juan José Celi
 Zunilda Duarte
 Fabiana Gandolfi
 Ana Luengo
 Carolina Manfredi
 Juan Marcial
 Verónica del Pino



20 major cancers, ASR (World) per 100 000

<i>Male</i>		<i>Female</i>	
Trachea, bronchus, and lung	23.6	Breast	51.2
Colon	19.2	Colon	11.4
Prostate	18.5	Trachea, bronchus, and lung	9.4
Other and unspecified	15.8	Cervix uteri	8.9
Stomach	14.2	Ovary	7.6
Kidney	11.8	Non-melanoma skin cancer	7.6
Bladder	11.0	Corpus uteri	6.9
Non-melanoma skin cancer	10.7	Thyroid	5.4
Rectum	7.4	Other and unspecified	5.2
Testis	7.3	Stomach	4.4
Non-Hodgkin lymphoma	5.9	Rectum	3.9
Liver	5.2	Gallbladder etc.	3.5
Melanoma of skin	3.7	Bladder	3.1
Gallbladder etc.	3.4	Liver	3.0
Oesophagus	3.3	Non-Hodgkin lymphoma	2.8
Pancreas	2.9	Brain and nervous system	2.6
Hodgkin lymphoma	2.3	Pancreas	2.5
Mouth	2.2	Hodgkin lymphoma	2.3
Larynx	1.9	Melanoma of skin	2.2
Myeloid leukaemia	1.8	Kidney	1.9
All sites	183.4	All sites	156.5

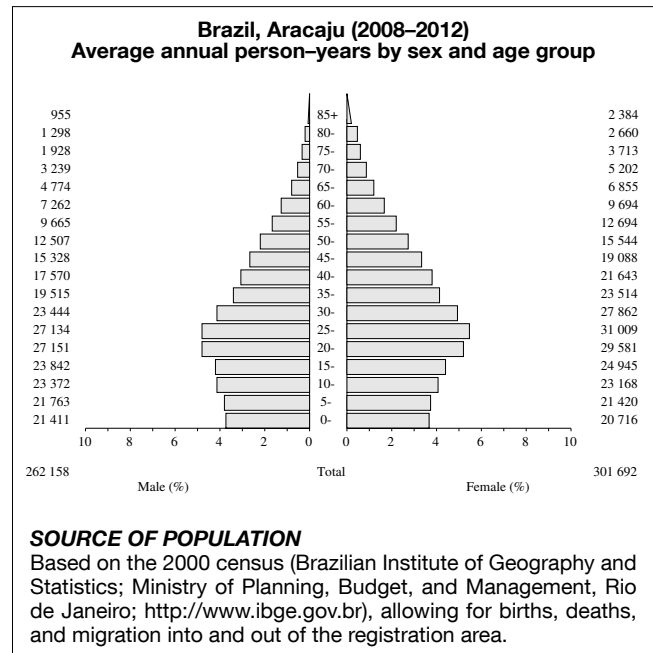
Argentina, Tierra del Fuego (2008–2012)

SITE	Male						Female						ICD-10
	No. cases	Freq. (%)	Crude rate (per 100 000)	ASR world	Cum. rates 0-64 (%)	0-74	No. cases	Freq. (%)	Crude rate (per 100 000)	ASR world	Cum. rates 0-64 (%)	0-74	
Lip	0	0.0	0.0	0.0	0.00	0.00	0	0.0	0.0	0.0	0.00	0.00	C00
Tongue	1	0.2	0.1	0.5	0.06	0.06	2	0.5	0.3	0.6	0.06	0.06	C01-02
Mouth	6	1.5	0.9	2.2	0.26	0.26	0	0.0	0.0	0.0	0.00	0.00	C03-06
Salivary glands	0	0.0	0.0	0.0	0.00	0.00	0	0.0	0.0	0.0	0.00	0.00	C07-08
Tonsil	0	0.0	0.0	0.0	0.00	0.00	1	0.2	0.2	0.3	0.02	0.02	C09
Other oropharynx	1	0.2	0.1	0.5	0.06	0.06	0	0.0	0.0	0.0	0.00	0.00	C10
Nasopharynx	1	0.2	0.1	0.6	0.00	0.16	0	0.0	0.0	0.0	0.00	0.00	C11
Hypopharynx	0	0.0	0.0	0.0	0.00	0.00	0	0.0	0.0	0.0	0.00	0.00	C12-13
Pharynx unspecified	0	0.0	0.0	0.0	0.00	0.00	0	0.0	0.0	0.0	0.00	0.00	C14
Oesophagus	6	1.5	0.9	3.3	0.05	0.30	2	0.5	0.3	0.8	0.00	0.00	C15
Stomach	35	8.7	5.2	14.2	0.71	1.47	13	3.1	2.0	4.4	0.30	0.30	C16
Small intestine	0	0.0	0.0	0.0	0.00	0.00	1	0.2	0.2	0.4	0.00	0.00	C17
Colon	42	10.4	6.2	19.2	0.63	2.56	28	6.8	4.3	11.4	0.49	1.44	C18
Rectum	16	4.0	2.4	7.4	0.32	1.09	9	2.2	1.4	3.9	0.22	0.45	C19-20
Anus	0	0.0	0.0	0.0	0.00	0.00	0	0.0	0.0	0.0	0.00	0.00	C21
Liver	11	2.7	1.6	5.2	0.24	0.72	6	1.4	0.9	3.0	0.03	0.50	C22
Gallbladder etc.	7	1.7	1.0	3.4	0.10	0.46	8	1.9	1.2	3.5	0.07	0.35	C23-24
Pancreas	7	1.7	1.0	2.9	0.13	0.22	6	1.4	0.9	2.5	0.02	0.25	C25
Nose, sinuses etc.	0	0.0	0.0	0.0	0.00	0.00	1	0.2	0.2	0.3	0.03	0.03	C30-31
Larynx	5	1.2	0.7	1.9	0.23	0.23	1	0.2	0.2	0.6	0.00	0.14	C32
Trachea, bronchus, and lung	53	13.1	7.9	23.6	1.19	3.54	23	5.6	3.6	9.4	0.40	1.25	C33-34
Other thoracic organs	2	0.5	0.3	1.1	0.06	0.06	1	0.2	0.2	0.4	0.00	0.00	C37-38
Bone	1	0.2	0.1	0.3	0.02	0.02	2	0.5	0.3	0.6	0.06	0.06	C40-41
Melanoma of skin	10	2.5	1.5	3.7	0.16	0.52	7	1.7	1.1	2.2	0.20	0.20	C43
Other skin	25		3.7	10.7	0.50	1.17	19		2.9	7.6	0.35	1.01	C44
Mesothelioma	1	0.2	0.1	0.6	0.00	0.10	1	0.2	0.2	0.3	0.03	0.03	C45
Kaposi sarcoma	2	0.5	0.3	0.5	0.04	0.04	1	0.2	0.2	0.3	0.02	0.02	C46
Connective and soft tissue	1	0.2	0.1	0.6	0.00	0.16	5	1.2	0.8	1.6	0.11	0.11	C47+C49
Breast	2	0.5	0.3	1.2	0.00	0.26	153	37.0	23.7	51.2	4.17	5.31	C50
Vulva							0	0.0	0.0	0.0	0.00	0.00	C51
Vagina							1	0.2	0.2	0.5	0.06	0.06	C52
Cervix uteri							27	6.5	4.2	8.9	0.59	1.06	C53
Corpus uteri							18	4.3	2.8	6.9	0.53	0.76	C54
Uterus unspecified							2	0.5	0.3	0.8	0.08	0.08	C55
Ovary							19	4.6	2.9	7.6	0.46	1.07	C56
Other female genital organs							0	0.0	0.0	0.0	0.00	0.00	C57
Placenta							0	0.0	0.0	0.0	0.00	0.00	C58
Penis	1	0.2	0.1	0.2	0.02	0.02							C60
Prostate	37	9.2	5.5	18.5	0.65	2.45							C61
Testis	28	6.9	4.2	7.3	0.54	0.54							C62
Other male genital organs	0	0.0	0.0	0.0	0.00	0.00							C63
Kidney	30	7.4	4.5	11.8	0.61	1.32	5	1.2	0.8	1.9	0.15	0.24	C64
Renal pelvis	0	0.0	0.0	0.0	0.00	0.00	0	0.0	0.0	0.0	0.00	0.00	C65
Ureter	0	0.0	0.0	0.0	0.00	0.00	0	0.0	0.0	0.0	0.00	0.00	C66
Bladder	23	5.7	3.4	11.0	0.42	1.13	7	1.7	1.1	3.1	0.06	0.44	C67
Other urinary organs	0	0.0	0.0	0.0	0.00	0.00	0	0.0	0.0	0.0	0.00	0.00	C68
Eye	0	0.0	0.0	0.0	0.00	0.00	0	0.0	0.0	0.0	0.00	0.00	C69
Brain and nervous system	5	1.2	0.7	1.5	0.15	0.15	7	1.7	1.1	2.6	0.15	0.38	C70-72
Thyroid	4	1.0	0.6	1.5	0.10	0.10	19	4.6	2.9	5.4	0.42	0.51	C73
Adrenal gland	0	0.0	0.0	0.0	0.00	0.00	0	0.0	0.0	0.0	0.00	0.00	C74
Other endocrine	1	0.2	0.1	0.2	0.02	0.02	0	0.0	0.0	0.0	0.00	0.00	C75
Hodgkin lymphoma	9	2.2	1.3	2.3	0.17	0.17	8	1.9	1.2	2.3	0.17	0.17	C81
Non-Hodgkin lymphoma	12	3.0	1.8	5.9	0.12	0.79	9	2.2	1.4	2.8	0.24	0.24	C82-86,C96
Immunoproliferative diseases	0	0.0	0.0	0.0	0.00	0.00	0	0.0	0.0	0.0	0.00	0.00	C88
Multiple myeloma	2	0.5	0.3	0.7	0.08	0.08	2	0.5	0.3	0.8	0.10	0.10	C90
Lymphoid leukaemia	3	0.7	0.4	0.8	0.08	0.08	2	0.5	0.3	0.6	0.03	0.03	C91
Myeloid leukaemia	4	1.0	0.6	1.8	0.04	0.04	2	0.5	0.3	0.9	0.02	0.16	C92-94
Leukaemia unspecified	2	0.5	0.3	0.6	0.04	0.04	1	0.2	0.2	0.5	0.06	0.06	C95
Myeloproliferative disorders	0	0.0	0.0	0.0	0.00	0.00	0	0.0	0.0	0.0	0.00	0.00	MPD
Myelodysplastic syndromes	0	0.0	0.0	0.0	0.00	0.00	1	0.2	0.2	0.6	0.00	0.10	MDS
Other and unspecified	33	8.2	4.9	15.8	0.44	1.50	13	3.1	2.0	5.2	0.24	0.34	O&U
All sites	429		63.8	183.4	8.24	21.86	433		67.2	156.5	9.95	17.36	C00-96
All sites except C44	404	100.0	60.1	172.7	7.74	20.69	414	100.0	64.3	149.0	9.60	16.35	C00-96 exc. C44

Brazil, Aracaju

CONTRIBUTORS

Carlos Anselmo Lima
 José Erinaldo Lôbo de Oliveira
 Elma Santana de Oliveira
 Maria das Graças Prata França
 Sueli Pina Vieira
 Analeide de Figueiredo Rezende
 Suzana Maria de Carvalho
 Cecilia Ferreira
 Oneide Souza Leite



NOTES ON THE DATA

†C67 (bladder cancer) includes neoplasms of uncertain or unknown behaviour together with invasive cancers.

20 major cancers, ASR (World) per 100 000

<i>Male</i>		<i>Female</i>	
Non-melanoma skin cancer	122.0	Non-melanoma skin cancer	90.1
Prostate	121.4	Breast	58.8
Trachea, bronchus, and lung	19.5	Thyroid	33.3
Stomach	12.3	Cervix uteri	13.1
Colon	9.8	Colon	9.3
Bladder	9.4	Trachea, bronchus, and lung	8.8
Larynx	8.9	Corpus uteri	8.3
Non-Hodgkin lymphoma	7.8	Ovary	6.7
Liver	7.1	Rectum	6.7
Rectum	7.0	Stomach	6.3
Thyroid	6.9	Non-Hodgkin lymphoma	5.1
Kidney	6.5	Melanoma of skin	4.4
Brain and nervous system	5.8	Pancreas	4.2
Oesophagus	5.4	Other and unspecified	4.0
Pancreas	4.6	Kidney	3.7
Melanoma of skin	4.3	Brain and nervous system	3.6
Other and unspecified	4.2	Gallbladder etc.	2.9
Tongue	3.8	Bladder	2.7
Mouth	3.6	Liver	2.6
Lip	2.6	Multiple myeloma	1.9
All sites	404.1	All sites	298.1

Brazil, Aracaju (2008–2012)

SITE	Male						Female						ICD-10
	§No. cases	Freq. (%)	Crude rate (per 100 000)	ASR world	Cum. rates 0-64 (%)	0-74 (%)	§No. cases	Freq. (%)	Crude rate (per 100 000)	ASR world	Cum. rates 0-64 (%)	0-74 (%)	
Lip	27	0.9	1.0	2.6	0.16	0.30	16	0.5	0.5	1.1	0.05	0.15	C00
Tongue	40	1.4	1.5	3.8	0.27	0.50	7	0.2	0.2	0.5	0.04	0.06	C01-02
Mouth	38	1.3	1.4	3.6	0.26	0.37	18	0.5	0.6	1.1	0.05	0.14	C03-06
Salivary glands	9	0.3	0.3	0.8	0.02	0.05	8	0.2	0.3	0.5	0.04	0.06	C07-08
Tonsil	18	0.6	0.7	1.7	0.11	0.17	3	0.1	0.1	0.2	0.01	0.01	C09
Other oropharynx	9	0.3	0.3	0.9	0.05	0.08	0	0.0	0.0	0.0	0.00	0.00	C10
Nasopharynx	15	0.5	0.6	1.4	0.09	0.18	7	0.2	0.2	0.4	0.02	0.04	C11
Hypopharynx	11	0.4	0.4	1.0	0.10	0.12	1	0.0	0.0	0.0	0.00	0.00	C12-13
Pharynx unspecified	11	0.4	0.4	1.1	0.08	0.16	3	0.1	0.1	0.1	0.00	0.00	C14
Oesophagus	56	2.0	2.1	5.4	0.31	0.63	19	0.6	0.6	1.2	0.08	0.13	C15
Stomach	127	4.4	4.8	12.3	0.71	1.44	101	3.1	3.3	6.3	0.39	0.68	C16
Small intestine	17	0.6	0.6	1.5	0.08	0.16	19	0.6	0.6	1.2	0.04	0.14	C17
Colon	102	3.6	3.9	9.8	0.47	0.99	153	4.7	5.1	9.3	0.50	0.98	C18
Rectum	73	2.6	2.8	7.0	0.34	0.88	105	3.2	3.5	6.7	0.43	0.72	C19-20
Anus	4	0.1	0.2	0.3	0.04	0.04	21	0.6	0.7	1.3	0.07	0.13	C21
Liver	71	2.5	2.7	7.1	0.42	0.82	43	1.3	1.4	2.6	0.17	0.25	C22
Gallbladder etc.	19	0.7	0.7	1.8	0.12	0.21	46	1.4	1.5	2.9	0.18	0.30	C23-24
Pancreas	44	1.5	1.7	4.6	0.22	0.58	67	2.0	2.2	4.2	0.13	0.50	C25
Nose, sinuses etc.	4	0.1	0.2	0.3	0.02	0.04	5	0.2	0.2	0.3	0.02	0.02	C30-31
Larynx	93	3.3	3.5	8.9	0.58	1.03	9	0.3	0.3	0.6	0.06	0.08	C32
Trachea, bronchus, and lung	191	6.7	7.3	19.5	0.95	2.56	135	4.1	4.5	8.8	0.48	1.08	C33-34
Other thoracic organs	3	0.1	0.1	0.3	0.02	0.02	5	0.2	0.2	0.4	0.02	0.05	C37-38
Bone	10	0.3	0.4	0.7	0.05	0.08	12	0.4	0.4	0.7	0.04	0.06	C40-41
Melanoma of skin	44	1.5	1.7	4.3	0.26	0.48	69	2.1	2.3	4.4	0.26	0.53	C43
Other skin	1277		48.7	122.0	6.55	13.79	1445		47.9	90.1	5.13	9.86	C44
Mesothelioma	1	0.0	0.0	0.1	0.01	0.01	1	0.0	0.0	0.1	0.01	0.01	C45
Kaposi sarcoma	12	0.4	0.5	0.9	0.05	0.05	0	0.0	0.0	0.0	0.00	0.00	C46
Connective and soft tissue	16	0.6	0.6	1.5	0.06	0.17	24	0.7	0.8	1.6	0.09	0.16	C47+C49
Breast	3	0.1	0.1	0.3	0.01	0.04	915	27.8	30.3	58.8	4.23	6.87	C50
Vulva							12	0.4	0.4	0.7	0.00	0.07	C51
Vagina							5	0.2	0.2	0.3	0.01	0.01	C52
Cervix uteri							210	6.4	7.0	13.1	0.84	1.51	C53
Corpus uteri							119	3.6	3.9	8.3	0.52	1.20	C54
Uterus unspecified							12	0.4	0.4	0.6	0.02	0.06	C55
Ovary							105	3.2	3.5	6.7	0.49	0.74	C56
Other female genital organs							5	0.2	0.2	0.3	0.02	0.02	C57
Placenta							9	0.3	0.3	0.5	0.04	0.04	C58
Penis	19	0.7	0.7	1.8	0.07	0.15							C60
Prostate	1151	40.3	43.9	121.4	5.39	15.66							C61
Testis	21	0.7	0.8	1.3	0.10	0.10							C62
Other male genital organs	0	0.0	0.0	0.0	0.00	0.00							C63
Kidney	67	2.3	2.6	6.5	0.34	0.85	55	1.7	1.8	3.7	0.29	0.39	C64
Renal pelvis	2	0.1	0.1	0.2	0.00	0.06	5	0.2	0.2	0.3	0.01	0.02	C65
Ureter	0	0.0	0.0	0.0	0.00	0.00	2	0.1	0.1	0.1	0.00	0.00	C66
†Bladder	93	3.3	3.5	9.4	0.28	1.01	42	1.3	1.4	2.7	0.12	0.33	C67
Other urinary organs	0	0.0	0.0	0.0	0.00	0.00	1	0.0	0.0	0.1	0.01	0.01	C68
Eye	10	0.3	0.4	0.9	0.05	0.09	11	0.3	0.4	0.6	0.03	0.07	C69
Brain and nervous system	68	2.4	2.6	5.8	0.38	0.57	54	1.6	1.8	3.6	0.22	0.35	C70-72
Thyroid	91	3.2	3.5	6.9	0.54	0.73	549	16.7	18.2	33.3	2.68	3.41	C73
Adrenal gland	3	0.1	0.1	0.3	0.01	0.04	4	0.1	0.1	0.3	0.02	0.02	C74
Other endocrine	1	0.0	0.0	0.1	0.01	0.01	4	0.1	0.1	0.2	0.01	0.03	C75
Hodgkin lymphoma	28	1.0	1.1	2.0	0.12	0.14	24	0.7	0.8	1.4	0.09	0.09	C81
Non-Hodgkin lymphoma	87	3.0	3.3	7.8	0.44	0.85	81	2.5	2.7	5.1	0.29	0.59	C82-86,C96
Immunoproliferative diseases	4	0.1	0.2	0.4	0.02	0.04	2	0.1	0.1	0.1	0.01	0.01	C88
Multiple myeloma	26	0.9	1.0	2.4	0.18	0.30	28	0.9	0.9	1.9	0.10	0.26	C90
Lymphoid leukaemia	23	0.8	0.9	2.2	0.12	0.23	14	0.4	0.5	1.1	0.06	0.08	C91
Myeloid leukaemia	27	0.9	1.0	2.5	0.14	0.23	22	0.7	0.7	1.4	0.11	0.11	C92-94
Leukaemia unspecified	6	0.2	0.2	0.5	0.02	0.04	8	0.2	0.3	0.5	0.04	0.04	C95
Myeloproliferative disorders	8	0.3	0.3	0.8	0.02	0.08	5	0.2	0.2	0.4	0.02	0.07	MPD
Myelodysplastic syndromes	11	0.4	0.4	1.0	0.06	0.10	18	0.5	0.6	1.1	0.05	0.10	MDS
Other and unspecified	44	1.5	1.7	4.2	0.19	0.44	68	2.1	2.3	4.0	0.19	0.39	O&U
All sites	4135		157.7	404.1	20.92	47.63	4731		156.8	298.1	18.84	33.02	C00-96
All sites except C44	2858	100.0	109.0	282.0	14.36	33.84	3286	100.0	108.9	208.0	13.71	23.16	C00-96 exc. C44

§Includes 8 cases of unknown age

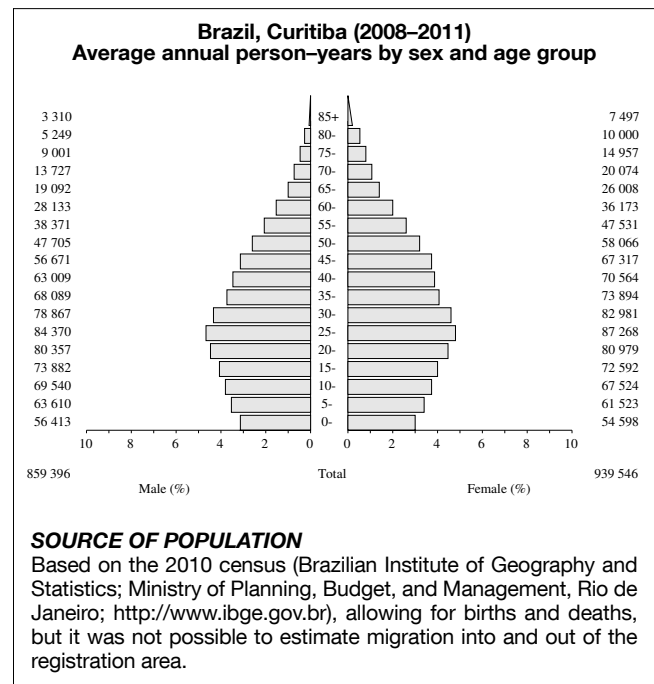
§Includes 4 cases of unknown age

† See note following population pyramid

Brazil, Curitiba

CONTRIBUTORS

Cyntia Asturian Laporte
 Cintia da Costa Marques
 Kenia Maria Brero Del Pino
 Maria Rita Ostrovski Martins
 Vivian de Fatima Blanchet Blum
 Vera Regina Pilotto Abelardino da Silva



NOTES ON THE DATA

†C67 (bladder cancer) includes neoplasms of uncertain or unknown behaviour together with invasive cancers.

20 major cancers, ASR (World) per 100 000

<i>Male</i>		<i>Female</i>	
Prostate	57.5	Breast	56.5
Non-melanoma skin cancer	36.9	Non-melanoma skin cancer	27.3
Trachea, bronchus, and lung	19.5	Cervix uteri	10.7
Stomach	14.2	Colon	10.5
Colon	13.2	Trachea, bronchus, and lung	9.7
Rectum	10.8	Rectum	7.6
Bladder	9.1	Ovary	7.1
Oesophagus	9.0	Corpus uteri	6.9
Non-Hodgkin lymphoma	8.3	Thyroid	6.7
Other and unspecified	7.8	Stomach	6.7
Brain and nervous system	6.4	Other and unspecified	5.8
Kidney	6.1	Non-Hodgkin lymphoma	5.1
Liver	6.1	Brain and nervous system	4.9
Melanoma of skin	6.1	Pancreas	4.6
Larynx	5.8	Melanoma of skin	4.1
Pancreas	5.8	Kidney	3.1
Testis	4.0	Bladder	3.0
Tongue	3.5	Myeloid leukaemia	2.9
Myeloid leukaemia	3.5	Liver	2.8
Mouth	3.4	Gallbladder etc.	2.3
All sites	266.8	All sites	208.4

Brazil, Curitiba (2008–2011)

SITE	Male						Female						ICD-10
	No. cases	Freq. (%)	Crude rate (per 100 000)	ASR world	Cum. rates 0-64 (%)	0-74 (%)	§No. cases	Freq. (%)	Crude rate (per 100 000)	ASR world	Cum. rates 0-64 (%)	0-74 (%)	
Lip	34	0.5	0.5	1.1	0.06	0.13	15	0.2	0.2	0.3	0.01	0.03	C00
Tongue	120	1.6	1.7	3.5	0.25	0.42	36	0.4	0.5	0.8	0.05	0.09	C01-02
Mouth	115	1.5	1.7	3.4	0.22	0.38	36	0.4	0.5	0.8	0.04	0.09	C03-06
Salivary glands	25	0.3	0.4	0.8	0.03	0.06	23	0.3	0.3	0.5	0.02	0.06	C07-08
Tonsil	31	0.4	0.5	0.9	0.08	0.10	11	0.1	0.1	0.3	0.02	0.03	C09
Other oropharynx	62	0.8	0.9	1.8	0.13	0.19	10	0.1	0.1	0.2	0.01	0.03	C10
Nasopharynx	19	0.3	0.3	0.5	0.05	0.05	8	0.1	0.1	0.2	0.01	0.02	C11
Hypopharynx	68	0.9	1.0	2.1	0.15	0.23	10	0.1	0.1	0.2	0.01	0.03	C12-13
Pharynx unspecified	3	0.0	0.0	0.1	0.01	0.01	0	0.0	0.0	0.0	0.00	0.00	C14
Oesophagus	291	3.9	4.2	9.0	0.59	1.13	98	1.2	1.3	2.2	0.12	0.27	C15
Stomach	454	6.1	6.6	14.2	0.73	1.70	310	3.8	4.1	6.7	0.32	0.77	C16
Small intestine	25	0.3	0.4	0.8	0.05	0.09	22	0.3	0.3	0.5	0.03	0.06	C17
Colon	422	5.7	6.1	13.2	0.65	1.62	491	6.1	6.5	10.5	0.60	1.16	C18
Rectum	364	4.9	5.3	10.8	0.67	1.25	347	4.3	4.6	7.6	0.46	0.86	C19-20
Anus	12	0.2	0.2	0.3	0.03	0.04	30	0.4	0.4	0.6	0.04	0.06	C21
Liver	200	2.7	2.9	6.1	0.34	0.72	128	1.6	1.7	2.8	0.12	0.34	C22
Gallbladder etc.	58	0.8	0.8	1.9	0.08	0.26	105	1.3	1.4	2.3	0.11	0.26	C23-24
Pancreas	184	2.5	2.7	5.8	0.25	0.68	215	2.6	2.9	4.6	0.21	0.54	C25
Nose, sinuses etc.	15	0.2	0.2	0.5	0.03	0.04	7	0.1	0.1	0.1	0.00	0.02	C30-31
Larynx	188	2.5	2.7	5.8	0.35	0.75	28	0.3	0.4	0.7	0.04	0.08	C32
Trachea, bronchus, and lung	615	8.3	8.9	19.5	0.90	2.27	441	5.4	5.9	9.7	0.47	1.19	C33-34
Other thoracic organs	16	0.2	0.2	0.5	0.02	0.05	15	0.2	0.2	0.3	0.02	0.02	C37-38
Bone	48	0.6	0.7	1.4	0.08	0.11	46	0.6	0.6	1.2	0.07	0.09	C40-41
Melanoma of skin	214	2.9	3.1	6.1	0.36	0.65	191	2.4	2.5	4.1	0.31	0.43	C43
Other skin	1204		17.5	36.9	1.80	4.17	1283		17.1	27.3	1.34	3.00	C44
Mesothelioma	6	0.1	0.1	0.2	0.01	0.04	2	0.0	0.0	0.0	0.00	0.00	C45
Kaposi sarcoma	18	0.2	0.3	0.5	0.03	0.04	0	0.0	0.0	0.0	0.00	0.00	C46
Connective and soft tissue	82	1.1	1.2	2.4	0.15	0.26	59	0.7	0.8	1.5	0.10	0.14	C47+C49
Breast	14	0.2	0.2	0.4	0.02	0.06	2528	31.2	33.6	56.5	4.03	6.41	C50
Vulva							43	0.5	0.6	0.8	0.03	0.08	C51
Vagina							8	0.1	0.1	0.2	0.01	0.01	C52
Cervix uteri							490	6.0	6.5	10.7	0.77	1.13	C53
Corpus uteri							296	3.6	3.9	6.9	0.39	0.93	C54
Uterus unspecified							32	0.4	0.4	0.7	0.04	0.07	C55
Ovary							317	3.9	4.2	7.1	0.47	0.82	C56
Other female genital organs							7	0.1	0.1	0.1	0.01	0.01	C57
Placenta							4	0.0	0.1	0.1	0.00	0.01	C58
Penis	26	0.4	0.4	0.8	0.04	0.08							C60
Prostate	1745	23.5	25.4	57.5	2.19	7.58							C61
Testis	170	2.3	2.5	4.0	0.29	0.30							C62
Other male genital organs	4	0.1	0.1	0.1	0.01	0.01							C63
Kidney	190	2.6	2.8	6.1	0.35	0.71	128	1.6	1.7	3.1	0.19	0.34	C64
Renal pelvis	5	0.1	0.1	0.2	0.01	0.02	1	0.0	0.0	0.0	0.00	0.00	C65
Ureter	2	0.0	0.0	0.1	0.00	0.00	3	0.0	0.0	0.1	0.00	0.00	C66
†Bladder	285	3.8	4.1	9.1	0.33	1.05	142	1.7	1.9	3.0	0.12	0.34	C67
Other urinary organs	2	0.0	0.0	0.1	0.00	0.01	1	0.0	0.0	0.0	0.00	0.00	C68
Eye	11	0.1	0.2	0.4	0.02	0.04	15	0.2	0.2	0.4	0.01	0.04	C69
Brain and nervous system	215	2.9	3.1	6.4	0.41	0.63	202	2.5	2.7	4.9	0.32	0.48	C70-72
Thyroid	74	1.0	1.1	2.0	0.15	0.20	306	3.8	4.1	6.7	0.52	0.66	C73
Adrenal gland	13	0.2	0.2	0.5	0.03	0.04	16	0.2	0.2	0.6	0.03	0.03	C74
Other endocrine	10	0.1	0.1	0.3	0.02	0.02	1	0.0	0.0	0.0	0.00	0.00	C75
Hodgkin lymphoma	79	1.1	1.1	2.1	0.13	0.15	71	0.9	0.9	1.7	0.11	0.14	C81
Non-Hodgkin lymphoma	286	3.9	4.2	8.3	0.51	0.85	226	2.8	3.0	5.1	0.29	0.56	C82-86,C96
Immunoproliferative diseases	4	0.1	0.1	0.1	0.00	0.01	4	0.0	0.1	0.1	0.00	0.00	C88
Multiple myeloma	93	1.3	1.4	2.9	0.14	0.33	89	1.1	1.2	2.0	0.11	0.25	C90
Lymphoid leukaemia	94	1.3	1.4	3.2	0.17	0.26	63	0.8	0.8	2.0	0.10	0.15	C91
Myeloid leukaemia	116	1.6	1.7	3.5	0.23	0.34	118	1.5	1.6	2.9	0.15	0.28	C92-94
Leukaemia unspecified	28	0.4	0.4	0.9	0.03	0.07	31	0.4	0.4	0.7	0.03	0.07	C95
Myeloproliferative disorders	7	0.1	0.1	0.2	0.01	0.02	5	0.1	0.1	0.1	0.01	0.01	MPD
Myelodysplastic syndromes	6	0.1	0.1	0.2	0.00	0.02	6	0.1	0.1	0.1	0.00	0.01	MDS
Other and unspecified	252	3.4	3.7	7.8	0.40	0.93	278	3.4	3.7	5.8	0.26	0.59	O&U
All sites	8624		125.4	266.8	13.59	31.19	9398		125.0	208.4	12.55	23.12	C00-96
All sites except C44	7420	100.0	107.9	229.9	11.79	27.02	8115	100.0	108.0	181.2	11.21	20.13	C00-96 exc. C44

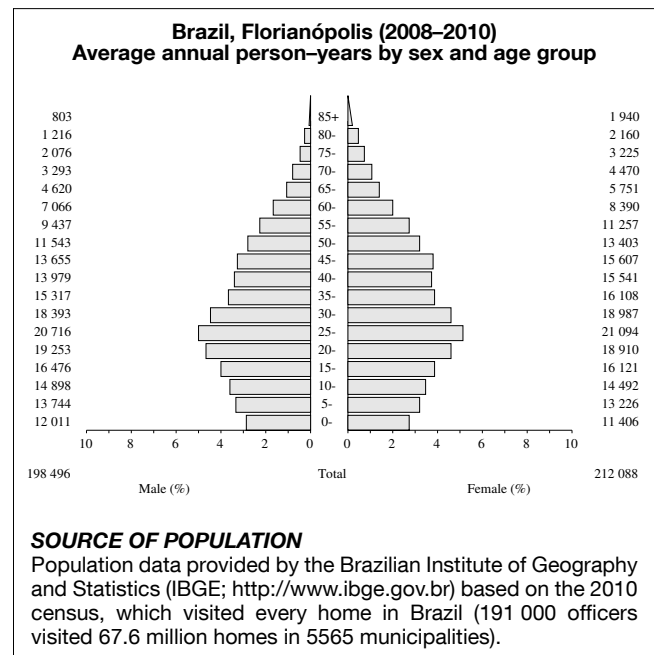
§Includes 1 case of unknown age

† See note following population pyramid

Brazil, Florianópolis

CONTRIBUTORS

Claudia Valeria Corraiola
 Jian de Andrade
 Maria Fernanda Regueira Breda
 Israel Peres da Silveira
 Lizana Arend Henrique
 Patricia Nalovaiko da Silveira
 Adriana Maria da Silva Rubini
 Senen Dyba Hauff



NOTES ON THE DATA

†C67 (bladder cancer) includes neoplasms of uncertain or unknown behaviour together with invasive cancers.

20 major cancers, ASR (World) per 100 000

<i>Male</i>		<i>Female</i>	
Non-melanoma skin cancer	235.7	Non-melanoma skin cancer	164.3
Prostate	92.5	Breast	86.6
Trachea, bronchus, and lung	36.2	Thyroid	66.7
Bladder	26.2	Colon	18.3
Colon	24.1	Trachea, bronchus, and lung	17.2
Stomach	19.2	Cervix uteri	15.6
Thyroid	16.7	Melanoma of skin	12.8
Rectum	16.5	Stomach	11.5
Non-Hodgkin lymphoma	15.0	Non-Hodgkin lymphoma	9.9
Melanoma of skin	13.6	Rectum	9.8
Kidney	13.4	Ovary	9.1
Liver	10.6	Kidney	8.2
Oesophagus	7.7	Corpus uteri	7.1
Larynx	7.5	Other and unspecified	6.2
Pancreas	7.0	Bladder	5.8
Brain and nervous system	6.9	Brain and nervous system	5.5
Lymphoid leukaemia	6.5	Lymphoid leukaemia	4.6
Other and unspecified	5.8	Pancreas	4.5
Myeloid leukaemia	5.6	Multiple myeloma	4.2
Mouth	4.5	Gallbladder etc.	2.9
All sites	616.6	All sites	502.9

Brazil, Florianópolis (2008–2010)

SITE	Male						Female						ICD-10
	§No. cases	Freq. (%)	Crude rate (per 100 000)	ASR world	Cum. rates 0-64 (%)	0-74 (%)	§No. cases	Freq. (%)	Crude rate (per 100 000)	ASR world	Cum. rates 0-64 (%)	0-74 (%)	
Lip	7	0.3	0.6	1.2	0.03	0.12	2	0.1	0.2	0.3	0.02	0.05	C00
Tongue	24	1.1	2.0	4.0	0.27	0.48	12	0.5	0.9	1.5	0.11	0.15	C01-02
Mouth	26	1.2	2.2	4.5	0.22	0.70	12	0.5	0.9	1.5	0.09	0.19	C03-06
Salivary glands	7	0.3	0.6	1.2	0.04	0.15	8	0.3	0.6	0.9	0.06	0.09	C07-08
Tonsil	5	0.2	0.4	0.8	0.07	0.07	0	0.0	0.0	0.0	0.00	0.00	C09
Other oropharynx	18	0.8	1.5	3.1	0.23	0.42	4	0.2	0.3	0.5	0.06	0.06	C10
Nasopharynx	13	0.6	1.1	2.1	0.14	0.28	6	0.2	0.5	0.8	0.05	0.08	C11
Hypopharynx	15	0.7	1.3	2.6	0.15	0.25	1	0.0	0.1	0.2	0.02	0.02	C12-13
Pharynx unspecified	3	0.1	0.3	0.6	0.00	0.09	0	0.0	0.0	0.0	0.00	0.00	C14
Oesophagus	45	2.0	3.8	7.7	0.49	0.93	20	0.8	1.6	2.3	0.18	0.18	C15
Stomach	112	5.1	9.4	19.2	1.00	2.21	92	3.5	7.2	11.5	0.64	1.24	C16
Small intestine	12	0.5	1.0	1.9	0.07	0.15	16	0.6	1.3	1.9	0.13	0.16	C17
Colon	140	6.3	11.8	24.1	1.13	2.94	143	5.5	11.2	18.3	0.87	2.31	C18
Rectum	99	4.5	8.3	16.5	0.87	1.96	76	2.9	6.0	9.8	0.61	1.12	C19-20
Anus	7	0.3	0.6	1.3	0.07	0.17	11	0.4	0.9	1.5	0.08	0.14	C21
Liver	61	2.8	5.1	10.6	0.52	1.35	18	0.7	1.4	2.2	0.10	0.21	C22
Gallbladder etc.	9	0.4	0.8	1.6	0.10	0.13	23	0.9	1.8	2.9	0.19	0.36	C23-24
Pancreas	41	1.8	3.4	7.0	0.32	0.80	36	1.4	2.8	4.5	0.15	0.49	C25
Nose, sinuses etc.	6	0.3	0.5	0.9	0.06	0.09	0	0.0	0.0	0.0	0.00	0.00	C30-31
Larynx	43	1.9	3.6	7.5	0.39	1.01	11	0.4	0.9	1.4	0.08	0.18	C32
Trachea, bronchus, and lung	207	9.3	17.4	36.2	1.57	4.47	129	5.0	10.1	17.2	1.02	2.20	C33-34
Other thoracic organs	12	0.5	1.0	1.9	0.07	0.27	9	0.3	0.7	1.3	0.06	0.15	C37-38
Bone	9	0.4	0.8	1.3	0.08	0.13	7	0.3	0.6	0.9	0.06	0.06	C40-41
Melanoma of skin	84	3.8	7.1	13.6	0.91	1.50	99	3.8	7.8	12.8	0.96	1.27	C43
Other skin	1392		116.9	235.7	11.96	28.15	1290		101.4	164.3	10.04	18.59	C44
Mesothelioma	4	0.2	0.3	0.7	0.02	0.09	1	0.0	0.1	0.1	0.01	0.01	C45
Kaposi sarcoma	12	0.5	1.0	1.6	0.13	0.13	0	0.0	0.0	0.0	0.00	0.00	C46
Connective and soft tissue	14	0.6	1.2	2.3	0.11	0.22	21	0.8	1.7	2.8	0.22	0.25	C47+C49
Breast	1	0.0	0.1	0.1	0.01	0.01	665	25.6	52.3	86.6	6.37	9.69	C50
Vulva							10	0.4	0.8	1.4	0.07	0.22	C51
Vagina							6	0.2	0.5	0.7	0.06	0.06	C52
Cervix uteri							123	4.7	9.7	15.6	1.15	1.62	C53
Corpus uteri							55	2.1	4.3	7.1	0.48	0.77	C54
Uterus unspecified							4	0.2	0.3	0.6	0.02	0.09	C55
Ovary							71	2.7	5.6	9.1	0.66	1.00	C56
Other female genital organs							4	0.2	0.3	0.5	0.06	0.06	C57
Placenta							1	0.0	0.1	0.1	0.01	0.01	C58
Penis	11	0.5	0.9	1.9	0.06	0.16							C60
Prostate	510	23.0	42.8	92.5	3.53	12.11							C61
Testis	26	1.2	2.2	3.3	0.23	0.23							C62
Other male genital organs	3	0.1	0.3	0.6	0.01	0.10							C63
Kidney	77	3.5	6.5	13.4	0.72	1.60	54	2.1	4.2	8.2	0.46	0.91	C64
Renal pelvis	2	0.1	0.2	0.3	0.00	0.00	1	0.0	0.1	0.2	0.02	0.02	C65
Ureter	1	0.0	0.1	0.2	0.00	0.00	0	0.0	0.0	0.0	0.00	0.00	C66
†Bladder	146	6.6	12.3	26.2	0.92	3.08	45	1.7	3.5	5.8	0.26	0.65	C67
Other urinary organs	0	0.0	0.0	0.0	0.00	0.00	1	0.0	0.1	0.1	0.00	0.00	C68
Eye	4	0.2	0.3	0.9	0.07	0.07	4	0.2	0.3	0.5	0.05	0.05	C69
Brain and nervous system	41	1.8	3.4	6.9	0.49	0.76	41	1.6	3.2	5.5	0.34	0.54	C70-72
Thyroid	109	4.9	9.2	16.7	1.31	1.80	511	19.7	40.2	66.7	5.65	6.96	C73
Adrenal gland	2	0.1	0.2	0.7	0.03	0.03	5	0.2	0.4	0.6	0.05	0.09	C74
Other endocrine	1	0.0	0.1	0.1	0.01	0.01	0	0.0	0.0	0.0	0.00	0.00	C75
Hodgkin lymphoma	16	0.7	1.3	2.4	0.15	0.20	17	0.7	1.3	2.2	0.17	0.20	C81
Non-Hodgkin lymphoma	94	4.2	7.9	15.0	0.88	1.58	78	3.0	6.1	9.9	0.58	1.07	C82-86,C96
Immunoproliferative diseases	1	0.0	0.1	0.2	0.00	0.04	1	0.0	0.1	0.1	0.01	0.01	C88
Multiple myeloma	24	1.1	2.0	3.8	0.26	0.38	31	1.2	2.4	4.2	0.24	0.54	C90
Lymphoid leukaemia	34	1.5	2.9	6.5	0.29	0.59	27	1.0	2.1	4.6	0.23	0.42	C91
Myeloid leukaemia	33	1.5	2.8	5.6	0.28	0.63	22	0.8	1.7	2.8	0.17	0.24	C92-94
Leukaemia unspecified	3	0.1	0.3	0.6	0.02	0.02	3	0.1	0.2	0.4	0.01	0.04	C95
Myeloproliferative disorders	4	0.2	0.3	0.7	0.04	0.09	9	0.3	0.7	1.2	0.10	0.13	MPD
Myelodysplastic syndromes	5	0.2	0.4	1.0	0.02	0.15	3	0.1	0.2	0.3	0.01	0.01	MDS
Other and unspecified	34	1.5	2.9	5.8	0.26	0.61	49	1.9	3.9	6.2	0.41	0.65	O&U
All sites	3609		303.0	616.6	30.62	73.53	3888		305.5	502.9	33.46	55.60	C00-96
All sites except C44	2217	100.0	186.1	380.9	18.66	45.37	2598	100.0	204.2	338.6	23.42	37.01	C00-96 exc. C44

§Includes 7 cases of unknown age

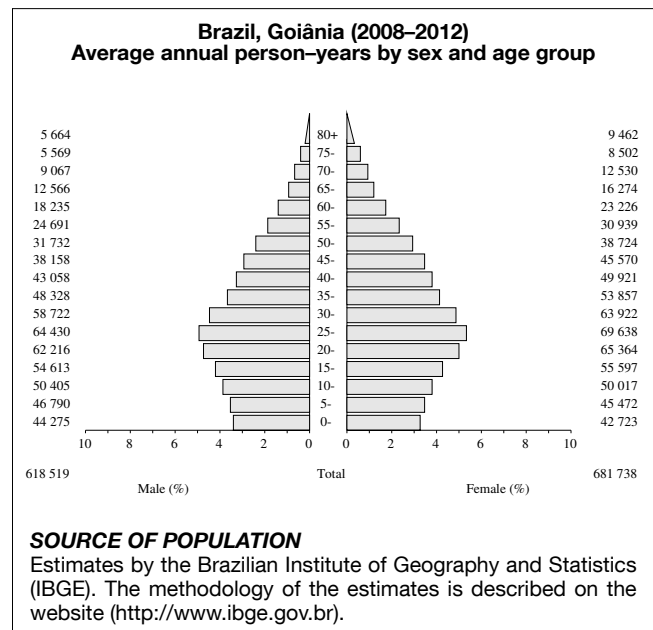
§Includes 7 cases of unknown age

† See note following population pyramid

Brazil, Goiânia

CONTRIBUTORS

Jose Carlos de Oliveira
 Maria Paula Curado
 Carleane Bandeira
 Matinair S. Mineiro
 Elcivone Cirineu Souza
 Larissa Pria de Oliveira
 Deleon Lopes da Costa
 Glaucia Passos
 Gabriel Cirineu daSilva



NOTES ON THE DATA

*Low rates of leukaemia. †C67 (bladder cancer) includes neoplasms of uncertain or unknown behaviour together with invasive cancers.

20 major cancers, ASR (World) per 100 000

<i>Male</i>		<i>Female</i>	
Non-melanoma skin cancer	183.4	Non-melanoma skin cancer	159.5
Prostate	122.3	Breast	51.4
Trachea, bronchus, and lung	21.3	Cervix uteri	14.5
Colon	15.2	Thyroid	13.2
Stomach	15.1	Trachea, bronchus, and lung	12.1
Bladder	12.1	Colon	12.0
Other and unspecified	11.6	Other and unspecified	8.1
Rectum	10.2	Rectum	7.9
Non-Hodgkin lymphoma	7.7	Ovary	6.5
Kidney	7.2	Corpus uteri	6.1
Brain and nervous system	6.9	Stomach	6.1
Oesophagus	6.0	Brain and nervous system	5.3
Larynx	6.0	Non-Hodgkin lymphoma	5.2
Liver	5.4	Melanoma of skin	4.6
Melanoma of skin	5.1	Kidney	4.3
Pancreas	5.0	Bladder	3.7
Mouth	3.8	Pancreas	3.6
Multiple myeloma	3.8	Gallbladder etc.	2.7
Tongue	3.0	Multiple myeloma	2.5
Thyroid	3.0	Liver	2.3
All sites	485.1	All sites	353.6

***Brazil, Goiânia (2008–2012)**

SITE	Male						Female						ICD-10
	§No. cases	Freq. (%)	Crude rate (per 100 000)	ASR world	Cum. rates 0-64 (%)	0-74 (%)	§No. cases	Freq. (%)	Crude rate (per 100 000)	ASR world	Cum. rates 0-64 (%)	0-74 (%)	
Lip	26	0.3	0.4	0.9	0.05	0.10	11	0.2	0.2	0.3	0.00	0.04	C00
Tongue	84	1.1	1.4	3.0	0.22	0.34	27	0.4	0.4	0.7	0.04	0.08	C01-02
Mouth	105	1.3	1.7	3.8	0.27	0.43	45	0.6	0.7	1.2	0.06	0.14	C03-06
Salivary glands	24	0.3	0.4	0.8	0.07	0.10	17	0.2	0.2	0.5	0.03	0.04	C07-08
Tonsil	33	0.4	0.5	1.1	0.11	0.12	7	0.1	0.1	0.2	0.01	0.03	C09
Other oropharynx	60	0.8	1.0	2.1	0.15	0.25	14	0.2	0.2	0.4	0.02	0.03	C10
Nasopharynx	30	0.4	0.5	1.0	0.09	0.11	16	0.2	0.2	0.4	0.03	0.03	C11
Hypopharynx	41	0.5	0.7	1.5	0.09	0.19	4	0.1	0.1	0.1	0.01	0.02	C12-13
Pharynx unspecified	8	0.1	0.1	0.3	0.03	0.04	0	0.0	0.0	0.0	0.00	0.00	C14
Oesophagus	163	2.1	2.6	6.0	0.38	0.71	44	0.6	0.6	1.3	0.08	0.17	C15
Stomach	392	5.0	6.3	15.1	0.64	1.91	223	3.2	3.3	6.1	0.35	0.68	C16
Small intestine	21	0.3	0.3	0.8	0.04	0.07	30	0.4	0.4	0.9	0.04	0.12	C17
Colon	411	5.2	6.6	15.2	0.78	1.76	432	6.1	6.3	12.0	0.67	1.39	C18
Rectum	276	3.5	4.5	10.2	0.57	1.19	288	4.1	4.2	7.9	0.47	0.87	C19-20
Anus	12	0.2	0.2	0.5	0.01	0.05	41	0.6	0.6	1.1	0.07	0.12	C21
Liver	140	1.8	2.3	5.4	0.27	0.66	81	1.1	1.2	2.3	0.12	0.27	C22
Gallbladder etc.	49	0.6	0.8	1.8	0.09	0.22	93	1.3	1.4	2.7	0.13	0.33	C23-24
Pancreas	128	1.6	2.1	5.0	0.24	0.64	128	1.8	1.9	3.6	0.20	0.44	C25
Nose, sinuses etc.	17	0.2	0.3	0.6	0.03	0.06	8	0.1	0.1	0.2	0.02	0.02	C30-31
Larynx	159	2.0	2.6	6.0	0.40	0.73	42	0.6	0.6	1.2	0.08	0.15	C32
Trachea, bronchus, and lung	543	6.9	8.8	21.3	0.99	2.73	427	6.1	6.3	12.1	0.57	1.49	C33-34
Other thoracic organs	17	0.2	0.3	0.6	0.03	0.05	8	0.1	0.1	0.2	0.02	0.02	C37-38
Bone	45	0.6	0.7	1.5	0.08	0.15	39	0.6	0.6	1.2	0.07	0.10	C40-41
Melanoma of skin	135	1.7	2.2	5.1	0.26	0.61	174	2.5	2.6	4.6	0.29	0.49	C43
Other skin	4882		78.9	183.4	8.19	20.07	5786		84.9	159.5	7.43	17.86	C44
Mesothelioma	1	0.0	0.0	0.0	0.00	0.00	1	0.0	0.0	0.0	0.00	0.00	C45
Kaposi sarcoma	37	0.5	0.6	1.1	0.06	0.09	2	0.0	0.0	0.0	0.00	0.00	C46
Connective and soft tissue	61	0.8	1.0	2.1	0.14	0.19	67	1.0	1.0	1.9	0.10	0.20	C47+C49
Breast	28	0.4	0.5	0.9	0.06	0.11	1876	26.6	27.5	51.4	3.66	5.89	C50
Vulva							29	0.4	0.4	0.8	0.05	0.08	C51
Vagina							22	0.3	0.3	0.6	0.04	0.06	C52
Cervix uteri							555	7.9	8.1	14.5	1.00	1.57	C53
Corpus uteri							217	3.1	3.2	6.1	0.40	0.71	C54
Uterus unspecified							28	0.4	0.4	0.8	0.05	0.10	C55
Ovary							238	3.4	3.5	6.5	0.39	0.71	C56
Other female genital organs							3	0.0	0.0	0.1	0.00	0.01	C57
Placenta							3	0.0	0.0	0.1	0.01	0.01	C58
Penis	61	0.8	1.0	2.1	0.12	0.18							C60
Prostate	3039	38.5	49.1	122.3	4.78	16.10							C61
Testis	57	0.7	0.9	1.6	0.11	0.12							C62
Other male genital organs	1	0.0	0.0	0.0	0.00	0.01							C63
Kidney	194	2.5	3.1	7.2	0.45	0.90	144	2.0	2.1	4.3	0.22	0.55	C64
Renal pelvis	7	0.1	0.1	0.3	0.01	0.04	5	0.1	0.1	0.1	0.00	0.02	C65
Ureter	0	0.0	0.0	0.0	0.00	0.00	2	0.0	0.0	0.1	0.00	0.01	C66
†Bladder	308	3.9	5.0	12.1	0.43	1.45	137	1.9	2.0	3.7	0.15	0.39	C67
Other urinary organs	4	0.1	0.1	0.2	0.01	0.02	1	0.0	0.0	0.0	0.00	0.00	C68
Eye	26	0.3	0.4	0.9	0.06	0.07	18	0.3	0.3	0.6	0.03	0.04	C69
Brain and nervous system	190	2.4	3.1	6.9	0.39	0.76	182	2.6	2.7	5.3	0.32	0.52	C70-72
Thyroid	98	1.2	1.6	3.0	0.21	0.29	516	7.3	7.6	13.2	1.04	1.32	C73
Adrenal gland	9	0.1	0.1	0.3	0.02	0.03	12	0.2	0.2	0.5	0.03	0.03	C74
Other endocrine	10	0.1	0.2	0.3	0.02	0.03	4	0.1	0.1	0.1	0.00	0.02	C75
Hodgkin lymphoma	54	0.7	0.9	1.6	0.11	0.15	64	0.9	0.9	1.7	0.11	0.14	C81
Non-Hodgkin lymphoma	218	2.8	3.5	7.7	0.43	0.81	190	2.7	2.8	5.2	0.30	0.58	C82-86,C96
Immunoproliferative diseases	8	0.1	0.1	0.3	0.02	0.02	15	0.2	0.2	0.5	0.02	0.06	C88
Multiple myeloma	98	1.2	1.6	3.8	0.18	0.44	87	1.2	1.3	2.5	0.15	0.29	C90
Lymphoid leukaemia	50	0.6	0.8	2.0	0.12	0.14	29	0.4	0.4	1.0	0.05	0.07	C91
Myeloid leukaemia	44	0.6	0.7	1.7	0.08	0.15	53	0.8	0.8	1.5	0.10	0.13	C92-94
Leukaemia unspecified	12	0.2	0.2	0.4	0.03	0.03	12	0.2	0.2	0.3	0.02	0.03	C95
Myeloproliferative disorders	6	0.1	0.1	0.2	0.01	0.01	6	0.1	0.1	0.2	0.00	0.03	MPD
Myelodysplastic syndromes	40	0.5	0.6	1.5	0.08	0.17	42	0.6	0.6	1.1	0.05	0.14	MDS
Other and unspecified	310	3.9	5.0	11.6	0.55	1.30	293	4.2	4.3	8.1	0.42	0.83	O&U
All sites	12772		206.5	485.1	22.56	56.93	12838		188.3	353.6	19.53	39.46	C00-96
All sites except C44	7890	100.0	127.6	301.7	14.36	36.86	7052	100.0	103.4	194.1	12.10	21.60	C00-96 exc. C44

§Includes 13 cases of unknown age

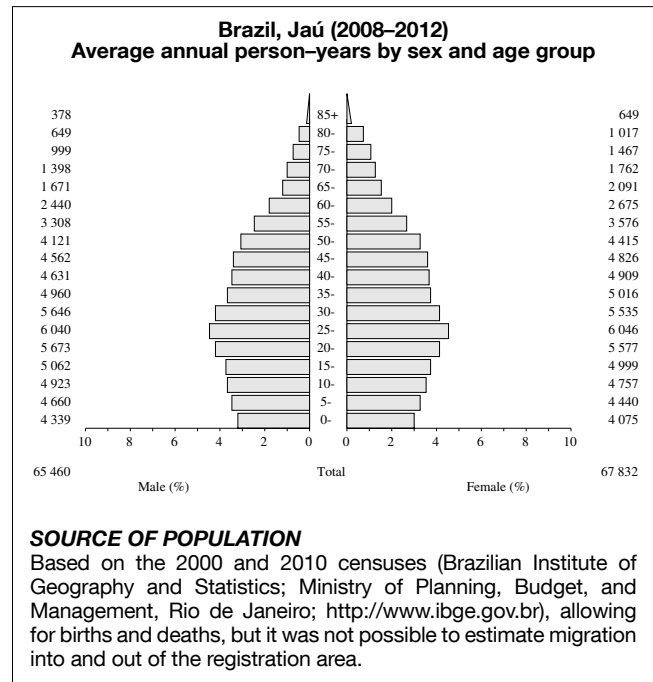
§Includes 10 cases of unknown age

†*See note following population pyramid

Brazil, Jaú

CONTRIBUTORS

Donaldo Botelho Veneziano
 Claudia Luciana de Araujo Veneziano
 Katiane Patrícia Ferreira Souto



NOTES ON THE DATA

†C67 (bladder cancer) includes neoplasms of uncertain or unknown behaviour together with invasive cancers.

20 major cancers, ASR (World) per 100 000

<i>Male</i>		<i>Female</i>	
Non-melanoma skin cancer	157.5	Non-melanoma skin cancer	143.4
Prostate	52.1	Breast	44.0
Trachea, bronchus, and lung	21.5	Colon	13.0
Colon	16.8	Thyroid	12.0
Bladder	14.7	Rectum	10.6
Other and unspecified	14.5	Corpus uteri	9.6
Rectum	14.2	Cervix uteri	9.0
Stomach	13.6	Other and unspecified	7.9
Oesophagus	11.4	Trachea, bronchus, and lung	7.2
Larynx	10.6	Ovary	7.0
Mouth	7.6	Stomach	5.6
Kidney	7.6	Non-Hodgkin lymphoma	5.4
Non-Hodgkin lymphoma	7.3	Melanoma of skin	4.6
Pancreas	6.4	Brain and nervous system	4.5
Melanoma of skin	6.3	Pancreas	4.2
Tongue	5.9	Myeloid leukaemia	2.8
Testis	4.4	Lymphoid leukaemia	2.6
Brain and nervous system	4.1	Kidney	2.4
Multiple myeloma	3.5	Bladder	2.2
Thyroid	3.3	Multiple myeloma	2.0
All sites	420.0	All sites	318.9

Brazil, Jaú (2008–2012)

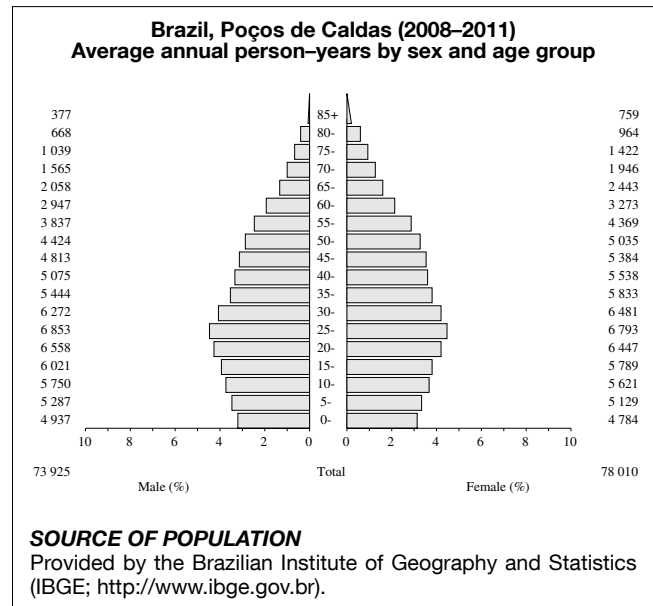
SITE	Male						Female						ICD-10
	No. cases	Freq. (%)	Crude rate (per 100 000)	ASR world	Cum. rates 0-64 (%)	0-74 (%)	No. cases	Freq. (%)	Crude rate (per 100 000)	ASR world	Cum. rates 0-64 (%)	0-74 (%)	
Lip	8	0.8	1.2	2.0	0.23	0.23	2	0.3	0.3	0.4	0.02	0.02	C00
Tongue	20	2.1	3.1	5.9	0.52	0.71	5	0.6	0.7	1.1	0.04	0.21	C01-02
Mouth	28	2.9	4.3	7.6	0.51	0.88	5	0.6	0.7	0.9	0.04	0.09	C03-06
Salivary glands	6	0.6	0.9	1.6	0.06	0.12	3	0.4	0.4	0.6	0.04	0.04	C07-08
Tonsil	6	0.6	0.9	1.7	0.15	0.21	1	0.1	0.1	0.2	0.02	0.02	C09
Other oropharynx	10	1.0	1.5	2.9	0.26	0.38	0	0.0	0.0	0.0	0.00	0.00	C10
Nasopharynx	3	0.3	0.5	0.7	0.02	0.02	1	0.1	0.1	0.2	0.02	0.02	C11
Hypopharynx	11	1.1	1.7	2.8	0.24	0.31	0	0.0	0.0	0.0	0.00	0.00	C12-13
Pharynx unspecified	2	0.2	0.3	0.5	0.05	0.05	0	0.0	0.0	0.0	0.00	0.00	C14
Oesophagus	40	4.2	6.1	11.4	1.04	1.35	1	0.1	0.1	0.2	0.00	0.06	C15
Stomach	51	5.3	7.8	13.6	0.61	1.79	27	3.4	4.0	5.6	0.36	0.47	C16
Small intestine	0	0.0	0.0	0.0	0.00	0.00	1	0.1	0.1	0.2	0.02	0.02	C17
Colon	63	6.6	9.6	16.8	0.79	2.30	65	8.2	9.6	13.0	0.74	1.22	C18
Rectum	52	5.4	7.9	14.2	0.91	1.71	50	6.3	7.4	10.6	0.59	1.15	C19-20
Anus	3	0.3	0.5	0.8	0.06	0.13	3	0.4	0.4	0.6	0.02	0.08	C21
Liver	9	0.9	1.4	2.3	0.16	0.30	4	0.5	0.6	0.9	0.06	0.10	C22
Gallbladder etc.	7	0.7	1.1	1.9	0.07	0.20	9	1.1	1.3	1.9	0.11	0.23	C23-24
Pancreas	25	2.6	3.8	6.4	0.30	0.78	21	2.6	3.1	4.2	0.08	0.51	C25
Nose, sinuses etc.	2	0.2	0.3	0.5	0.05	0.05	1	0.1	0.1	0.2	0.02	0.02	C30-31
Larynx	39	4.1	6.0	10.6	0.75	1.27	2	0.3	0.3	0.4	0.00	0.05	C32
Trachea, bronchus, and lung	81	8.4	12.4	21.5	1.06	2.51	31	3.9	4.6	7.2	0.56	0.88	C33-34
Other thoracic organs	0	0.0	0.0	0.0	0.00	0.00	0	0.0	0.0	0.0	0.00	0.00	C37-38
Bone	1	0.1	0.2	0.3	0.02	0.02	3	0.4	0.4	0.7	0.04	0.04	C40-41
Melanoma of skin	24	2.5	3.7	6.3	0.39	0.72	21	2.6	3.1	4.6	0.27	0.44	C43
Other skin	610		93.2	157.5	7.61	17.82	686		101.1	143.4	7.63	16.24	C44
Mesothelioma	0	0.0	0.0	0.0	0.00	0.00	0	0.0	0.0	0.0	0.00	0.00	C45
Kaposi sarcoma	2	0.2	0.3	0.4	0.02	0.02	0	0.0	0.0	0.0	0.00	0.00	C46
Connective and soft tissue	7	0.7	1.1	1.9	0.04	0.32	5	0.6	0.7	1.0	0.05	0.11	C47+C49
Breast	3	0.3	0.5	0.8	0.00	0.14	198	24.9	29.2	44.0	3.21	4.66	C50
Vulva							9	1.1	1.3	1.7	0.08	0.18	C51
Vagina							2	0.3	0.3	0.5	0.02	0.07	C52
Cervix uteri							40	5.0	5.9	9.0	0.50	1.04	C53
Corpus uteri							42	5.3	6.2	9.6	0.49	1.28	C54
Uterus unspecified							1	0.1	0.1	0.3	0.04	0.04	C55
Ovary							32	4.0	4.7	7.0	0.53	0.70	C56
Other female genital organs							1	0.1	0.1	0.2	0.02	0.02	C57
Placenta							0	0.0	0.0	0.0	0.00	0.00	C58
Penis	5	0.5	0.8	1.3	0.05	0.12							C60
Prostate	181	18.9	27.7	52.1	2.28	7.63							C61
Testis	16	1.7	2.4	4.4	0.33	0.33							C62
Other male genital organs	0	0.0	0.0	0.0	0.00	0.00							C63
Kidney	28	2.9	4.3	7.6	0.46	0.92	11	1.4	1.6	2.4	0.13	0.28	C64
Renal pelvis	0	0.0	0.0	0.0	0.00	0.00	0	0.0	0.0	0.0	0.00	0.00	C65
Ureter	0	0.0	0.0	0.0	0.00	0.00	0	0.0	0.0	0.0	0.00	0.00	C66
†Bladder	53	5.5	8.1	14.7	0.64	1.92	12	1.5	1.8	2.2	0.05	0.26	C67
Other urinary organs	0	0.0	0.0	0.0	0.00	0.00	1	0.1	0.1	0.2	0.02	0.02	C68
Eye	3	0.3	0.5	0.6	0.02	0.02	2	0.3	0.3	0.5	0.05	0.05	C69
Brain and nervous system	16	1.7	2.4	4.1	0.15	0.29	18	2.3	2.7	4.5	0.29	0.44	C70-72
Thyroid	13	1.4	2.0	3.3	0.26	0.32	51	6.4	7.5	12.0	1.00	1.11	C73
Adrenal gland	1	0.1	0.2	0.3	0.02	0.02	1	0.1	0.1	0.4	0.02	0.02	C74
Other endocrine	0	0.0	0.0	0.0	0.00	0.00	0	0.0	0.0	0.0	0.00	0.00	C75
Hodgkin lymphoma	9	0.9	1.4	3.1	0.20	0.20	5	0.6	0.7	1.6	0.10	0.10	C81
Non-Hodgkin lymphoma	25	2.6	3.8	7.3	0.39	0.78	24	3.0	3.5	5.4	0.30	0.58	C82-86,C96
Immunoproliferative diseases	0	0.0	0.0	0.0	0.00	0.00	2	0.3	0.3	0.5	0.03	0.08	C88
Multiple myeloma	13	1.4	2.0	3.5	0.06	0.54	9	1.1	1.3	2.0	0.13	0.24	C90
Lymphoid leukaemia	10	1.0	1.5	2.4	0.10	0.16	7	0.9	1.0	2.6	0.12	0.22	C91
Myeloid leukaemia	11	1.1	1.7	2.9	0.11	0.32	13	1.6	1.9	2.8	0.12	0.28	C92-94
Leukaemia unspecified	1	0.1	0.2	0.2	0.03	0.03	1	0.1	0.1	0.5	0.02	0.02	C95
Myeloproliferative disorders	7	0.7	1.1	1.7	0.14	0.21	6	0.8	0.9	1.2	0.11	0.11	MPD
Myelodysplastic syndromes	10	1.0	1.5	3.1	0.05	0.45	5	0.6	0.7	1.4	0.09	0.19	MDS
Other and unspecified	54	5.6	8.2	14.5	0.85	1.56	42	5.3	6.2	7.9	0.28	0.70	O&U
All sites	1569		239.7	420.0	22.09	50.17	1482		218.5	318.9	18.47	34.68	C00-96
All sites except C44	959	100.0	146.5	262.6	14.47	32.35	796	100.0	117.4	175.5	10.84	18.45	C00-96 exc. C44

† See note following population pyramid

Brazil, Poços de Caldas

CONTRIBUTORS

Antonio Angelo Rocha
 Soraia Ribeiro dos Santos Chiste
 Juliana Loro Ferreira
 Wilmara Martins Araujo Pacete
 Cristiano Lima



NOTES ON THE DATA

†C67 (bladder cancer) includes neoplasms of uncertain or unknown behaviour together with invasive cancers.

20 major cancers, ASR (World) per 100 000

<i>Male</i>		<i>Female</i>	
Non-melanoma skin cancer	128.7	Non-melanoma skin cancer	113.0
Prostate	104.0	Breast	53.3
Stomach	18.9	Trachea, bronchus, and lung	10.3
Trachea, bronchus, and lung	15.2	Colon	9.3
Bladder	14.5	Stomach	8.1
Colon	11.7	Rectum	7.9
Rectum	8.1	Corpus uteri	7.9
Oesophagus	7.3	Non-Hodgkin lymphoma	7.3
Non-Hodgkin lymphoma	6.4	Melanoma of skin	7.3
Melanoma of skin	5.4	Cervix uteri	6.8
Tongue	5.2	Thyroid	6.4
Larynx	5.1	Ovary	4.8
Multiple myeloma	5.1	Brain and nervous system	4.5
Liver	5.0	Pancreas	3.9
Brain and nervous system	4.8	Other and unspecified	3.9
Mouth	4.4	Bladder	3.3
Testis	4.4	Multiple myeloma	3.0
Pancreas	3.9	Kidney	2.0
Other and unspecified	3.9	Myeloid leukaemia	2.0
Lymphoid leukaemia	3.5	Gallbladder etc.	1.9
All sites	387.7	All sites	285.4

Brazil, Poços de Caldas (2008–2011)

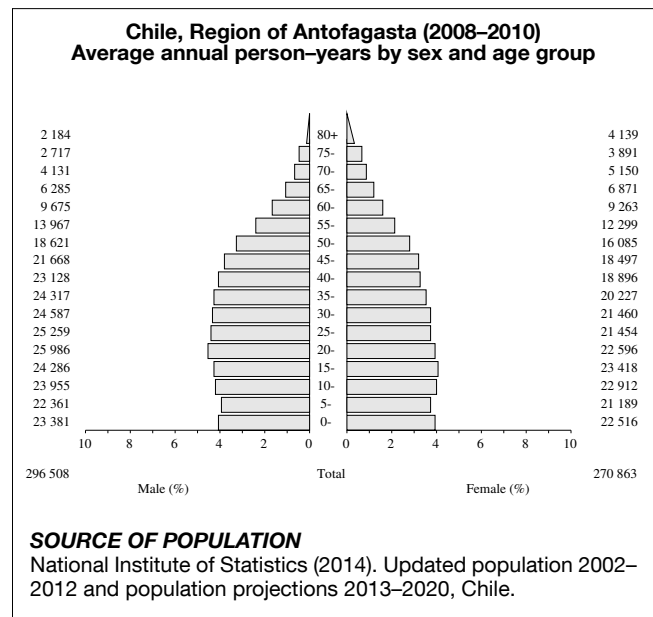
SITE	Male						Female						ICD-10
	No. cases	Freq. (%)	Crude rate (per 100 000)	ASR world	Cum. rates 0-64 (%)	0-74	No. cases	Freq. (%)	Crude rate (per 100 000)	ASR world	Cum. rates 0-64 (%)	0-74	
Lip	1	0.1	0.2	0.3	0.03	0.03	1	0.1	0.2	0.1	0.00	0.00	C00
Tongue	18	2.1	3.0	5.2	0.35	0.65	5	0.7	0.8	1.3	0.14	0.14	C01-02
Mouth	15	1.7	2.5	4.4	0.29	0.56	5	0.7	0.8	1.3	0.02	0.14	C03-06
Salivary glands	0	0.0	0.0	0.0	0.00	0.00	3	0.4	0.5	0.8	0.05	0.10	C07-08
Tonsil	1	0.1	0.2	0.3	0.03	0.03	0	0.0	0.0	0.0	0.00	0.00	C09
Other oropharynx	2	0.2	0.3	0.6	0.03	0.11	0	0.0	0.0	0.0	0.00	0.00	C10
Nasopharynx	0	0.0	0.0	0.0	0.00	0.00	0	0.0	0.0	0.0	0.00	0.00	C11
Hypopharynx	7	0.8	1.2	2.0	0.20	0.20	2	0.3	0.3	0.5	0.05	0.05	C12-13
Pharynx unspecified	2	0.2	0.3	0.6	0.02	0.10	0	0.0	0.0	0.0	0.00	0.00	C14
Oesophagus	24	2.8	4.1	7.3	0.47	0.88	5	0.7	0.8	1.1	0.11	0.11	C15
Stomach	63	7.3	10.7	18.9	0.98	2.13	35	5.1	5.6	8.1	0.43	0.79	C16
Small intestine	7	0.8	1.2	2.1	0.09	0.22	8	1.2	1.3	1.9	0.10	0.22	C17
Colon	38	4.4	6.4	11.7	0.38	1.74	38	5.5	6.1	9.3	0.69	1.04	C18
Rectum	27	3.1	4.6	8.1	0.46	1.08	34	4.9	5.4	7.9	0.39	0.90	C19-20
Anus	2	0.2	0.3	0.6	0.05	0.05	3	0.4	0.5	0.8	0.05	0.10	C21
Liver	15	1.7	2.5	5.0	0.33	0.61	1	0.1	0.2	0.3	0.02	0.02	C22
Gallbladder etc.	4	0.5	0.7	1.3	0.03	0.25	9	1.3	1.4	1.9	0.10	0.23	C23-24
Pancreas	13	1.5	2.2	3.9	0.27	0.42	16	2.3	2.6	3.9	0.20	0.56	C25
Nose, sinuses etc.	1	0.1	0.2	0.3	0.03	0.03	0	0.0	0.0	0.0	0.00	0.00	C30-31
Larynx	17	2.0	2.9	5.1	0.34	0.69	0	0.0	0.0	0.0	0.00	0.00	C32
Trachea, bronchus, and lung	49	5.7	8.3	15.2	0.38	2.31	42	6.1	6.7	10.3	0.62	1.26	C33-34
Other thoracic organs	0	0.0	0.0	0.0	0.00	0.00	0	0.0	0.0	0.0	0.00	0.00	C37-38
Bone	2	0.2	0.3	0.6	0.04	0.04	3	0.4	0.5	0.9	0.07	0.07	C40-41
Melanoma of skin	20	2.3	3.4	5.4	0.37	0.53	30	4.3	4.8	7.3	0.49	0.78	C43
Other skin	442		74.7	128.7	6.40	14.06	487		78.0	113.0	5.57	12.44	C44
Mesothelioma	2	0.2	0.3	0.6	0.07	0.07	0	0.0	0.0	0.0	0.00	0.00	C45
Kaposi sarcoma	0	0.0	0.0	0.0	0.00	0.00	0	0.0	0.0	0.0	0.00	0.00	C46
Connective and soft tissue	7	0.8	1.2	2.2	0.13	0.27	4	0.6	0.6	1.0	0.07	0.14	C47+C49
Breast	1	0.1	0.2	0.3	0.00	0.00	207	30.0	33.2	53.3	3.86	6.31	C50
Vulva							7	1.0	1.1	1.8	0.12	0.24	C51
Vagina							0	0.0	0.0	0.0	0.00	0.00	C52
Cervix uteri							26	3.8	4.2	6.8	0.52	0.74	C53
Corpus uteri							31	4.5	5.0	7.9	0.42	1.11	C54
Uterus unspecified							2	0.3	0.3	0.5	0.00	0.05	C55
Ovary							19	2.7	3.0	4.8	0.34	0.52	C56
Other female genital organs							1	0.1	0.2	0.3	0.02	0.02	C57
Placenta							0	0.0	0.0	0.0	0.00	0.00	C58
Penis	1	0.1	0.2	0.3	0.04	0.04							C60
Prostate	348	40.2	58.8	104.0	4.50	13.54							C61
Testis	15	1.7	2.5	4.4	0.34	0.34							C62
Other male genital organs	0	0.0	0.0	0.0	0.00	0.00							C63
Kidney	11	1.3	1.9	3.2	0.16	0.36	7	1.0	1.1	2.0	0.14	0.20	C64
Renal pelvis	0	0.0	0.0	0.0	0.00	0.00	0	0.0	0.0	0.0	0.00	0.00	C65
Ureter	1	0.1	0.2	0.3	0.04	0.04	0	0.0	0.0	0.0	0.00	0.00	C66
†Bladder	50	5.8	8.5	14.5	0.77	1.47	15	2.2	2.4	3.3	0.13	0.42	C67
Other urinary organs	1	0.1	0.2	0.3	0.04	0.04	0	0.0	0.0	0.0	0.00	0.00	C68
Eye	1	0.1	0.2	0.3	0.04	0.04	0	0.0	0.0	0.0	0.00	0.00	C69
Brain and nervous system	17	2.0	2.9	4.8	0.36	0.42	16	2.3	2.6	4.5	0.32	0.42	C70-72
Thyroid	5	0.6	0.8	1.4	0.15	0.15	25	3.6	4.0	6.4	0.57	0.63	C73
Adrenal gland	0	0.0	0.0	0.0	0.00	0.00	3	0.4	0.5	1.2	0.09	0.09	C74
Other endocrine	0	0.0	0.0	0.0	0.00	0.00	0	0.0	0.0	0.0	0.00	0.00	C75
Hodgkin lymphoma	4	0.5	0.7	1.2	0.06	0.06	4	0.6	0.6	1.4	0.10	0.10	C81
Non-Hodgkin lymphoma	22	2.5	3.7	6.4	0.15	0.69	30	4.3	4.8	7.3	0.54	0.71	C82-86,C96
Immunoproliferative diseases	0	0.0	0.0	0.0	0.00	0.00	1	0.1	0.2	0.2	0.02	0.02	C88
Multiple myeloma	16	1.8	2.7	5.1	0.27	0.67	14	2.0	2.2	3.0	0.09	0.32	C90
Lymphoid leukaemia	10	1.2	1.7	3.5	0.22	0.35	2	0.3	0.3	0.5	0.04	0.04	C91
Myeloid leukaemia	8	0.9	1.4	2.5	0.19	0.27	8	1.2	1.3	2.0	0.11	0.17	C92-94
Leukaemia unspecified	2	0.2	0.3	0.6	0.02	0.02	2	0.3	0.3	0.4	0.02	0.02	C95
Myeloproliferative disorders	2	0.2	0.3	0.4	0.00	0.00	7	1.0	1.1	1.7	0.06	0.24	MPD
Myelodysplastic syndromes	0	0.0	0.0	0.0	0.00	0.00	3	0.4	0.5	0.6	0.04	0.04	MDS
Other and unspecified	13	1.5	2.2	3.9	0.12	0.44	17	2.5	2.7	3.9	0.26	0.51	O&U
All sites	1307		221.0	387.7	19.29	46.01	1178		188.8	285.4	16.99	32.02	C00-96
All sites except C44	865	100.0	146.3	259.0	12.88	31.95	691	100.0	110.7	172.4	11.42	19.58	C00-96 exc. C44

† See note following population pyramid

Chile, Region of Antofagasta

CONTRIBUTORS

Juan Carlos Galaz Alamos
 Jessica Andrea Moya Cortes
 Clelia Vallebuona
 Carla Cartes
 Natalia Vergara
 Nora Diaz
 Rodolfo Pino
 Fernando Soto
 Marion Contreras



NOTES ON THE DATA

*Low MV%. High DCO%.

20 major cancers, ASR (World) per 100 000

<i>Male</i>		<i>Female</i>	
Non-melanoma skin cancer	67.2	Non-melanoma skin cancer	46.5
Trachea, bronchus, and lung	45.3	Breast	31.7
Prostate	39.3	Trachea, bronchus, and lung	18.2
Stomach	21.2	Cervix uteri	13.2
Bladder	20.2	Thyroid	11.1
Colon	12.9	Gallbladder etc.	9.6
Kidney	11.4	Colon	8.8
Other and unspecified	8.4	Bladder	8.0
Testis	6.9	Stomach	7.8
Rectum	5.2	Kidney	6.9
Liver	5.0	Other and unspecified	6.5
Non-Hodgkin lymphoma	4.7	Corpus uteri	6.0
Gallbladder etc.	4.4	Ovary	5.6
Pancreas	4.2	Pancreas	5.5
Oesophagus	3.6	Non-Hodgkin lymphoma	4.6
Larynx	3.3	Liver	3.2
Brain and nervous system	2.8	Rectum	2.6
Thyroid	2.6	Melanoma of skin	2.5
Other thoracic organs	2.1	Brain and nervous system	2.5
Melanoma of skin	2.1	Lymphoid leukaemia	2.0
All sites	290.0	All sites	220.0

***Chile, Region of Antofagasta (2008–2010)**

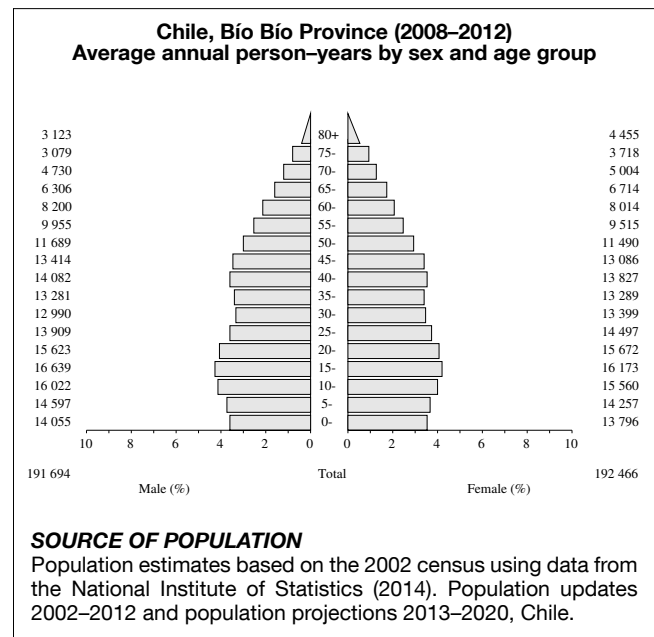
SITE	Male						Female						ICD-10
	No. cases	Freq. (%)	Crude rate (per 100 000)	ASR world	Cum. rates 0-64 (%)	0-74 (%)	No. cases	Freq. (%)	Crude rate (per 100 000)	ASR world	Cum. rates 0-64 (%)	0-74 (%)	
Lip	1	0.1	0.1	0.2	0.00	0.04	0	0.0	0.0	0.0	0.00	0.00	C00
Tongue	4	0.2	0.2	0.4	0.03	0.03	5	0.3	0.3	0.5	0.05	0.05	C01-02
Mouth	7	0.4	0.4	0.9	0.06	0.06	5	0.3	0.3	0.6	0.03	0.05	C03-06
Salivary glands	6	0.4	0.3	0.7	0.03	0.07	4	0.3	0.2	0.4	0.01	0.04	C07-08
Tonsil	3	0.2	0.2	0.4	0.02	0.07	1	0.1	0.1	0.1	0.00	0.02	C09
Other oropharynx	0	0.0	0.0	0.0	0.00	0.00	1	0.1	0.1	0.1	0.00	0.00	C10
Nasopharynx	2	0.1	0.1	0.2	0.01	0.01	0	0.0	0.0	0.0	0.00	0.00	C11
Hypopharynx	0	0.0	0.0	0.0	0.00	0.00	1	0.1	0.1	0.1	0.01	0.01	C12-13
Pharynx unspecified	2	0.1	0.1	0.2	0.01	0.01	0	0.0	0.0	0.0	0.00	0.00	C14
Oesophagus	28	1.6	1.6	3.6	0.12	0.35	14	0.9	0.9	1.4	0.04	0.15	C15
Stomach	160	9.3	9.0	21.2	0.76	2.58	69	4.5	4.2	7.8	0.32	1.03	C16
Small intestine	12	0.7	0.7	1.5	0.10	0.15	4	0.3	0.2	0.4	0.03	0.07	C17
Colon	96	5.6	5.4	12.9	0.42	1.67	82	5.3	5.0	8.8	0.47	0.87	C18
Rectum	41	2.4	2.3	5.2	0.28	0.64	24	1.6	1.5	2.6	0.14	0.30	C19-20
Anus	3	0.2	0.2	0.4	0.03	0.06	6	0.4	0.4	0.6	0.04	0.04	C21
Liver	37	2.2	2.1	5.0	0.19	0.53	29	1.9	1.8	3.2	0.11	0.37	C22
Gallbladder etc.	33	1.9	1.9	4.4	0.15	0.53	86	5.6	5.3	9.6	0.48	1.09	C23-24
Pancreas	34	2.0	1.9	4.2	0.23	0.53	49	3.2	3.0	5.5	0.27	0.68	C25
Nose, sinuses etc.	5	0.3	0.3	0.5	0.04	0.08	2	0.1	0.1	0.2	0.02	0.02	C30-31
Larynx	26	1.5	1.5	3.3	0.23	0.38	3	0.2	0.2	0.4	0.00	0.08	C32
Trachea, bronchus, and lung	332	19.4	18.7	45.3	1.67	5.45	163	10.6	10.0	18.2	0.85	2.14	C33-34
Other thoracic organs	20	1.2	1.1	2.1	0.17	0.20	14	0.9	0.9	1.5	0.12	0.15	C37-38
Bone	3	0.2	0.2	0.3	0.02	0.02	10	0.6	0.6	1.2	0.04	0.10	C40-41
Melanoma of skin	18	1.1	1.0	2.1	0.09	0.17	22	1.4	1.4	2.5	0.20	0.25	C43
Other skin	522		29.3	67.2	2.91	7.87	430		26.5	46.5	2.46	4.86	C44
Mesothelioma	4	0.2	0.2	0.5	0.06	0.06	1	0.1	0.1	0.1	0.01	0.01	C45
Kaposi sarcoma	0	0.0	0.0	0.0	0.00	0.00	0	0.0	0.0	0.0	0.00	0.00	C46
Connective and soft tissue	12	0.7	0.7	1.4	0.11	0.11	10	0.6	0.6	1.1	0.05	0.11	C47+C49
Breast	0	0.0	0.0	0.0	0.00	0.00	278	18.0	17.1	31.7	2.22	3.77	C50
Vulva							6	0.4	0.4	0.6	0.03	0.06	C51
Vagina							6	0.4	0.4	0.7	0.05	0.11	C52
Cervix uteri							121	7.8	7.4	13.2	0.95	1.32	C53
Corpus uteri							51	3.3	3.1	6.0	0.40	0.76	C54
Uterus unspecified							12	0.8	0.7	1.3	0.11	0.11	C55
Ovary							49	3.2	3.0	5.6	0.40	0.62	C56
Other female genital organs							0	0.0	0.0	0.0	0.00	0.00	C57
Placenta							0	0.0	0.0	0.0	0.00	0.00	C58
Penis	11	0.6	0.6	1.4	0.06	0.16							C60
Prostate	281	16.4	15.8	39.3	1.12	4.72							C61
Testis	70	4.1	3.9	6.9	0.48	0.51							C62
Other male genital organs	2	0.1	0.1	0.3	0.01	0.04							C63
Kidney	86	5.0	4.8	11.4	0.47	1.45	61	4.0	3.8	6.9	0.37	0.80	C64
Renal pelvis	5	0.3	0.3	0.6	0.03	0.03	3	0.2	0.2	0.3	0.03	0.03	C65
Ureter	11	0.6	0.6	1.3	0.07	0.12	5	0.3	0.3	0.6	0.03	0.08	C66
Bladder	154	9.0	8.7	20.2	0.98	2.37	72	4.7	4.4	8.0	0.35	0.82	C67
Other urinary organs	10	0.6	0.6	1.2	0.06	0.20	2	0.1	0.1	0.2	0.01	0.01	C68
Eye	1	0.1	0.1	0.1	0.00	0.00	4	0.3	0.2	0.5	0.01	0.03	C69
Brain and nervous system	23	1.3	1.3	2.8	0.14	0.26	21	1.4	1.3	2.5	0.18	0.26	C70-72
Thyroid	24	1.4	1.3	2.6	0.18	0.25	101	6.5	6.2	11.1	0.93	1.04	C73
Adrenal gland	1	0.1	0.1	0.2	0.01	0.01	1	0.1	0.1	0.1	0.00	0.02	C74
Other endocrine	2	0.1	0.1	0.2	0.01	0.04	0	0.0	0.0	0.0	0.00	0.00	C75
Hodgkin lymphoma	4	0.2	0.2	0.5	0.03	0.03	8	0.5	0.5	1.0	0.07	0.12	C81
Non-Hodgkin lymphoma	40	2.3	2.2	4.7	0.26	0.49	37	2.4	2.3	4.6	0.28	0.64	C82-86,C96
Immunoproliferative diseases	1	0.1	0.1	0.1	0.01	0.01	0	0.0	0.0	0.0	0.00	0.00	C88
Multiple myeloma	4	0.2	0.2	0.4	0.05	0.05	8	0.5	0.5	0.9	0.07	0.11	C90
Lymphoid leukaemia	9	0.5	0.5	1.4	0.05	0.08	14	0.9	0.9	2.0	0.10	0.10	C91
Myeloid leukaemia	15	0.9	0.8	1.7	0.11	0.15	10	0.6	0.6	1.2	0.06	0.08	C92-94
Leukaemia unspecified	1	0.1	0.1	0.2	0.00	0.03	2	0.1	0.1	0.3	0.01	0.01	C95
Myeloproliferative disorders	1	0.1	0.1	0.2	0.01	0.01	0	0.0	0.0	0.0	0.00	0.00	MPD
Myelodysplastic syndromes	1	0.1	0.1	0.1	0.02	0.02	5	0.3	0.3	0.5	0.05	0.05	MDS
Other and unspecified	66	3.9	3.7	8.4	0.36	0.89	60	3.9	3.7	6.5	0.26	0.67	O&U
All sites	2234		125.6	290.0	12.24	33.53	1972		121.3	220.0	12.72	24.11	C00-96
All sites except C44	1712	100.0	96.2	222.8	9.33	25.66	1542	100.0	94.9	173.5	10.26	19.25	C00-96 exc. C44

*See note following population pyramid

Chile, Bío Bío Province

CONTRIBUTORS

María Elena Umaña
 Clelia Vallebuona Stagno
 Nora Díaz Sanzana
 Rodolfo Pino Aravena
 Marion Contreras Aranguiz
 Fernando Soto Valenzuela



20 major cancers, ASR (World) per 100 000

<i>Male</i>		<i>Female</i>	
Prostate	51.9	Breast	32.7
Stomach	41.4	Gallbladder etc.	22.4
Non-melanoma skin cancer	13.7	Stomach	14.8
Trachea, bronchus, and lung	9.9	Cervix uteri	14.6
Testis	9.8	Non-melanoma skin cancer	11.6
Colon	9.6	Colon	9.7
Gallbladder etc.	9.4	Corpus uteri	7.0
Kidney	7.7	Trachea, bronchus, and lung	6.9
Oesophagus	6.6	Ovary	6.5
Rectum	5.9	Thyroid	6.1
Other and unspecified	5.9	Kidney	5.7
Pancreas	5.5	Other and unspecified	5.4
Lymphoid leukaemia	5.4	Rectum	5.4
Non-Hodgkin lymphoma	4.7	Pancreas	5.1
Brain and nervous system	4.3	Oesophagus	4.0
Myeloid leukaemia	3.7	Brain and nervous system	3.5
Liver	3.2	Non-Hodgkin lymphoma	3.1
Multiple myeloma	3.0	Lymphoid leukaemia	3.1
Bladder	2.9	Melanoma of skin	3.0
Melanoma of skin	2.5	Liver	2.8
All sites	222.9	All sites	189.0

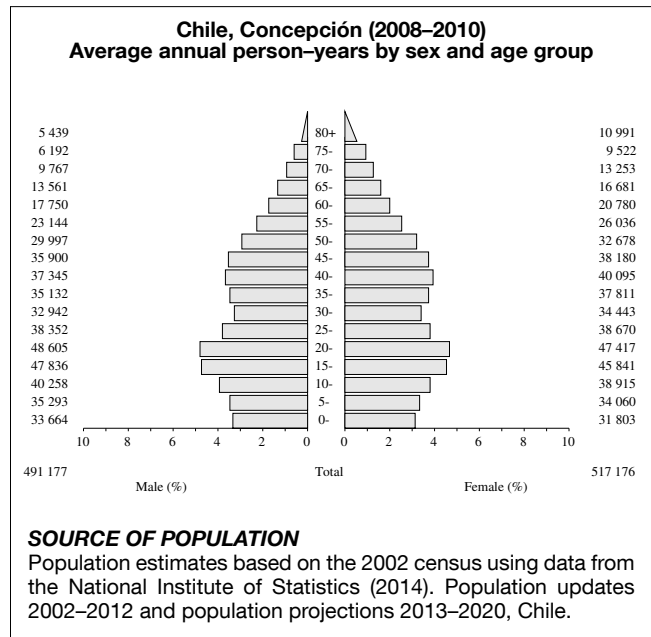
Chile, Bío Bío Province (2008–2012)

SITE	Male						Female						ICD-10
	No. cases	Freq. (%)	Crude rate (per 100 000)	ASR world	Cum. rates 0-64 (%)	0-74	No. cases	Freq. (%)	Crude rate (per 100 000)	ASR world	Cum. rates 0-64 (%)	0-74	
Lip	1	0.0	0.1	0.1	0.01	0.01	0	0.0	0.0	0.0	0.00	0.00	C00
Tongue	5	0.2	0.3	0.5	0.02	0.04	1	0.0	0.1	0.1	0.01	0.01	C01-02
Mouth	2	0.1	0.1	0.2	0.02	0.02	1	0.0	0.1	0.1	0.01	0.01	C03-06
Salivary glands	4	0.2	0.2	0.4	0.03	0.05	5	0.2	0.3	0.4	0.04	0.04	C07-08
Tonsil	2	0.1	0.1	0.2	0.01	0.01	2	0.1	0.1	0.1	0.00	0.00	C09
Other oropharynx	2	0.1	0.1	0.2	0.02	0.02	1	0.0	0.1	0.0	0.00	0.00	C10
Nasopharynx	1	0.0	0.1	0.1	0.01	0.01	0	0.0	0.0	0.0	0.00	0.00	C11
Hypopharynx	4	0.2	0.2	0.3	0.01	0.01	0	0.0	0.0	0.0	0.00	0.00	C12-13
Pharynx unspecified	3	0.1	0.2	0.2	0.01	0.01	0	0.0	0.0	0.0	0.00	0.00	C14
Oesophagus	88	3.5	4.6	6.6	0.08	0.63	58	2.5	3.0	4.0	0.12	0.49	C15
Stomach	507	20.0	26.4	41.4	1.82	4.88	207	9.1	10.8	14.8	0.67	1.67	C16
Small intestine	9	0.4	0.5	0.8	0.06	0.10	10	0.4	0.5	0.9	0.06	0.12	C17
Colon	117	4.6	6.1	9.6	0.36	1.17	139	6.1	7.2	9.7	0.39	1.07	C18
Rectum	74	2.9	3.9	5.9	0.20	0.72	69	3.0	3.6	5.4	0.28	0.66	C19-20
Anus	4	0.2	0.2	0.3	0.01	0.05	4	0.2	0.2	0.3	0.01	0.05	C21
Liver	38	1.5	2.0	3.2	0.15	0.33	41	1.8	2.1	2.8	0.08	0.33	C22
Gallbladder etc.	115	4.5	6.0	9.4	0.38	1.09	298	13.1	15.5	22.4	1.10	2.73	C23-24
Pancreas	68	2.7	3.5	5.5	0.20	0.64	74	3.2	3.8	5.1	0.24	0.55	C25
Nose, sinuses etc.	5	0.2	0.3	0.5	0.03	0.05	4	0.2	0.2	0.3	0.03	0.03	C30-31
Larynx	8	0.3	0.4	0.7	0.01	0.12	3	0.1	0.2	0.2	0.00	0.03	C32
Trachea, bronchus, and lung	122	4.8	6.4	9.9	0.46	1.17	98	4.3	5.1	6.9	0.32	0.75	C33-34
Other thoracic organs	10	0.4	0.5	0.9	0.03	0.11	7	0.3	0.4	0.5	0.02	0.06	C37-38
Bone	9	0.4	0.5	0.8	0.05	0.07	8	0.4	0.4	0.7	0.05	0.08	C40-41
Melanoma of skin	29	1.1	1.5	2.5	0.14	0.30	38	1.7	2.0	3.0	0.21	0.30	C43
Other skin	175		9.1	13.7	0.45	1.36	167		8.7	11.6	0.44	1.17	C44
Mesothelioma	5	0.2	0.3	0.4	0.00	0.06	0	0.0	0.0	0.0	0.00	0.00	C45
Kaposi sarcoma	3	0.1	0.2	0.3	0.01	0.03	1	0.0	0.1	0.1	0.01	0.01	C46
Connective and soft tissue	23	0.9	1.2	2.1	0.16	0.18	22	1.0	1.1	2.0	0.14	0.20	C47+C49
Breast	2	0.1	0.1	0.1	0.00	0.02	399	17.5	20.7	32.7	2.24	3.66	C50
Vulva							9	0.4	0.5	0.6	0.02	0.05	C51
Vagina							9	0.4	0.5	0.7	0.05	0.07	C52
Cervix uteri							173	7.6	9.0	14.6	1.11	1.48	C53
Corpus uteri							84	3.7	4.4	7.0	0.45	0.85	C54
Uterus unspecified							3	0.1	0.2	0.2	0.01	0.02	C55
Ovary							78	3.4	4.1	6.5	0.39	0.77	C56
Other female genital organs							2	0.1	0.1	0.1	0.00	0.01	C57
Placenta							0	0.0	0.0	0.0	0.00	0.00	C58
Penis	7	0.3	0.4	0.5	0.01	0.03							C60
Prostate	661	26.1	34.5	51.9	1.36	6.10							C61
Testis	100	3.9	5.2	9.8	0.71	0.71							C62
Other male genital organs	2	0.1	0.1	0.2	0.01	0.03							C63
Kidney	93	3.7	4.9	7.7	0.45	0.86	71	3.1	3.7	5.7	0.29	0.72	C64
Renal pelvis	0	0.0	0.0	0.0	0.00	0.00	0	0.0	0.0	0.0	0.00	0.00	C65
Ureter	1	0.0	0.1	0.1	0.01	0.01	0	0.0	0.0	0.0	0.00	0.00	C66
Bladder	37	1.5	1.9	2.9	0.10	0.28	24	1.1	1.2	1.5	0.04	0.15	C67
Other urinary organs	1	0.0	0.1	0.1	0.01	0.01	0	0.0	0.0	0.0	0.00	0.00	C68
Eye	4	0.2	0.2	0.4	0.02	0.02	4	0.2	0.2	0.5	0.02	0.02	C69
Brain and nervous system	45	1.8	2.3	4.3	0.26	0.37	45	2.0	2.3	3.5	0.17	0.38	C70-72
Thyroid	9	0.4	0.5	0.8	0.04	0.06	67	2.9	3.5	6.1	0.50	0.61	C73
Adrenal gland	3	0.1	0.2	0.3	0.01	0.04	1	0.0	0.1	0.1	0.00	0.01	C74
Other endocrine	4	0.2	0.2	0.3	0.01	0.04	3	0.1	0.2	0.2	0.01	0.01	C75
Hodgkin lymphoma	8	0.3	0.4	0.9	0.04	0.08	6	0.3	0.3	0.5	0.02	0.04	C81
Non-Hodgkin lymphoma	54	2.1	2.8	4.7	0.25	0.49	39	1.7	2.0	3.1	0.20	0.32	C82-86,C96
Immunoproliferative diseases	11	0.4	0.6	0.8	0.04	0.08	7	0.3	0.4	0.5	0.03	0.07	C88
Multiple myeloma	35	1.4	1.8	3.0	0.18	0.36	30	1.3	1.6	2.3	0.10	0.31	C90
Lymphoid leukaemia	51	2.0	2.7	5.4	0.23	0.47	29	1.3	1.5	3.1	0.16	0.26	C91
Myeloid leukaemia	41	1.6	2.1	3.7	0.20	0.37	14	0.6	0.7	1.3	0.08	0.15	C92-94
Leukaemia unspecified	8	0.3	0.4	0.7	0.04	0.08	2	0.1	0.1	0.1	0.01	0.01	C95
Myeloproliferative disorders	15	0.6	0.8	1.2	0.05	0.07	9	0.4	0.5	0.7	0.03	0.07	MPD
Myelodysplastic syndromes	7	0.3	0.4	0.7	0.03	0.06	6	0.3	0.3	0.4	0.01	0.03	MDS
Other and unspecified	76	3.0	4.0	5.9	0.13	0.60	78	3.4	4.1	5.4	0.22	0.56	O&U
All sites	2708		141.3	222.9	8.95	24.47	2450		127.3	189.0	10.38	20.99	C00-96
All sites except C44	2533	100.0	132.1	209.2	8.51	23.11	2283	100.0	118.6	177.3	9.94	19.82	C00-96 exc. C44

Chile, Concepción

CONTRIBUTORS

- Carla Espinoza Vallejos
- Jocelyn Sanhueza Monsalve
- Ana Maria Moraga
- Miriam Piniza Jara
- Daniela Guiñez Cabezas
- Clelia Vallebuona
- Nora Diaz
- Natalia Vergara
- Carla Cartes
- Rodolfo Pino



20 major cancers, ASR (World) per 100 000

<i>Male</i>		<i>Female</i>	
Prostate	53.3	Breast	40.9
Stomach	33.2	Non-melanoma skin cancer	19.3
Non-melanoma skin cancer	24.3	Cervix uteri	14.4
Trachea, bronchus, and lung	12.3	Stomach	14.0
Colon	12.2	Gallbladder etc.	13.4
Testis	9.5	Colon	10.7
Kidney	8.8	Thyroid	7.5
Gallbladder etc.	7.8	Ovary	6.9
Other and unspecified	7.7	Other and unspecified	6.6
Non-Hodgkin lymphoma	6.3	Trachea, bronchus, and lung	6.3
Oesophagus	5.7	Corpus uteri	5.7
Liver	5.5	Brain and nervous system	4.5
Bladder	4.7	Non-Hodgkin lymphoma	4.5
Brain and nervous system	4.5	Kidney	4.4
Rectum	4.3	Pancreas	4.3
Pancreas	4.1	Melanoma of skin	3.6
Lymphoid leukaemia	3.2	Liver	3.5
Multiple myeloma	3.0	Rectum	3.1
Melanoma of skin	3.0	Lymphoid leukaemia	2.9
Myeloid leukaemia	2.1	Myeloid leukaemia	2.7
All sites	232.6	All sites	197.5

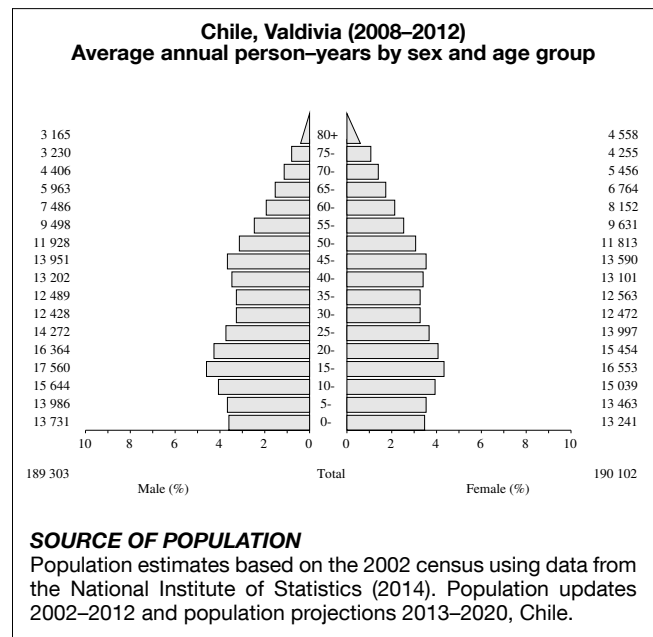
Chile, Concepción (2008–2010)

SITE	Male						Female						ICD-10
	No. cases	Freq. (%)	Crude rate (per 100 000)	ASR world	Cum. rates 0-64 (%)	0-74	No. cases	Freq. (%)	Crude rate (per 100 000)	ASR world	Cum. rates 0-64 (%)	0-74	
Lip	6	0.2	0.2	0.4	0.02	0.03	6	0.2	0.2	0.2	0.01	0.02	C00
Tongue	11	0.3	0.4	0.7	0.05	0.08	7	0.2	0.2	0.5	0.02	0.04	C01-02
Mouth	12	0.4	0.4	0.8	0.06	0.10	7	0.2	0.2	0.3	0.01	0.03	C03-06
Salivary glands	4	0.1	0.1	0.2	0.00	0.02	2	0.1	0.1	0.1	0.01	0.01	C07-08
Tonsil	0	0.0	0.0	0.0	0.00	0.00	1	0.0	0.0	0.0	0.00	0.00	C09
Other oropharynx	1	0.0	0.0	0.1	0.01	0.01	1	0.0	0.0	0.0	0.00	0.00	C10
Nasopharynx	4	0.1	0.1	0.3	0.02	0.04	1	0.0	0.0	0.1	0.00	0.00	C11
Hypopharynx	5	0.2	0.2	0.3	0.01	0.06	1	0.0	0.0	0.0	0.00	0.00	C12-13
Pharynx unspecified	4	0.1	0.1	0.3	0.02	0.04	0	0.0	0.0	0.0	0.00	0.00	C14
Oesophagus	90	2.8	3.1	5.7	0.11	0.49	44	1.2	1.4	2.0	0.08	0.22	C15
Stomach	518	15.9	17.6	33.2	1.34	3.91	307	8.6	9.9	14.0	0.60	1.45	C16
Small intestine	16	0.5	0.5	1.1	0.06	0.15	15	0.4	0.5	0.7	0.04	0.07	C17
Colon	193	5.9	6.5	12.2	0.60	1.38	227	6.4	7.3	10.7	0.52	1.13	C18
Rectum	69	2.1	2.3	4.3	0.21	0.47	66	1.8	2.1	3.1	0.17	0.30	C19-20
Anus	8	0.2	0.3	0.5	0.04	0.05	13	0.4	0.4	0.7	0.05	0.07	C21
Liver	85	2.6	2.9	5.5	0.21	0.68	79	2.2	2.5	3.5	0.15	0.37	C22
Gallbladder etc.	123	3.8	4.2	7.8	0.39	0.86	278	7.8	9.0	13.4	0.81	1.50	C23-24
Pancreas	63	1.9	2.1	4.1	0.18	0.51	90	2.5	2.9	4.3	0.22	0.53	C25
Nose, sinuses etc.	6	0.2	0.2	0.4	0.03	0.06	6	0.2	0.2	0.3	0.04	0.05	C30-31
Larynx	28	0.9	1.0	1.8	0.08	0.25	4	0.1	0.1	0.2	0.01	0.01	C32
Trachea, bronchus, and lung	194	6.0	6.6	12.3	0.59	1.37	132	3.7	4.3	6.3	0.30	0.74	C33-34
Other thoracic organs	9	0.3	0.3	0.6	0.03	0.08	6	0.2	0.2	0.4	0.02	0.02	C37-38
Bone	12	0.4	0.4	0.8	0.05	0.06	9	0.3	0.3	0.4	0.02	0.03	C40-41
Melanoma of skin	48	1.5	1.6	3.0	0.15	0.30	75	2.1	2.4	3.6	0.19	0.39	C43
Other skin	382		13.0	24.3	0.85	2.56	427		13.8	19.3	0.82	2.02	C44
Mesothelioma	9	0.3	0.3	0.6	0.03	0.09	0	0.0	0.0	0.0	0.00	0.00	C45
Kaposi sarcoma	7	0.2	0.2	0.4	0.03	0.03	0	0.0	0.0	0.0	0.00	0.00	C46
Connective and soft tissue	29	0.9	1.0	1.9	0.11	0.16	30	0.8	1.0	1.6	0.09	0.16	C47+C49
Breast	5	0.2	0.2	0.3	0.01	0.01	798	22.4	25.7	40.9	2.90	4.64	C50
Vulva							11	0.3	0.4	0.5	0.02	0.06	C51
Vagina							9	0.3	0.3	0.5	0.03	0.06	C52
Cervix uteri							281	7.9	9.1	14.4	1.05	1.44	C53
Corpus uteri							109	3.1	3.5	5.7	0.43	0.74	C54
Uterus unspecified							37	1.0	1.2	1.9	0.15	0.21	C55
Ovary							130	3.6	4.2	6.9	0.49	0.82	C56
Other female genital organs							1	0.0	0.0	0.1	0.01	0.01	C57
Placenta							2	0.1	0.1	0.1	0.01	0.01	C58
Penis	6	0.2	0.2	0.4	0.01	0.02							C60
Prostate	817	25.1	27.7	53.3	1.82	6.66							C61
Testis	158	4.9	5.4	9.5	0.72	0.74							C62
Other male genital organs	2	0.1	0.1	0.1	0.00	0.00							C63
Kidney	140	4.3	4.8	8.8	0.50	1.03	81	2.3	2.6	4.4	0.25	0.51	C64
Renal pelvis	1	0.0	0.0	0.1	0.00	0.00	3	0.1	0.1	0.2	0.01	0.02	C65
Ureter	2	0.1	0.1	0.1	0.00	0.01	0	0.0	0.0	0.0	0.00	0.00	C66
Bladder	73	2.2	2.5	4.7	0.21	0.49	40	1.1	1.3	1.7	0.05	0.18	C67
Other urinary organs	3	0.1	0.1	0.2	0.01	0.01	1	0.0	0.0	0.0	0.00	0.00	C68
Eye	5	0.2	0.2	0.5	0.02	0.02	3	0.1	0.1	0.1	0.00	0.02	C69
Brain and nervous system	69	2.1	2.3	4.5	0.26	0.42	81	2.3	2.6	4.5	0.24	0.45	C70-72
Thyroid	30	0.9	1.0	1.9	0.14	0.19	138	3.9	4.4	7.5	0.57	0.71	C73
Adrenal gland	1	0.0	0.0	0.1	0.01	0.01	2	0.1	0.1	0.1	0.00	0.00	C74
Other endocrine	4	0.1	0.1	0.2	0.02	0.03	6	0.2	0.2	0.3	0.02	0.03	C75
Hodgkin lymphoma	18	0.6	0.6	1.1	0.06	0.09	29	0.8	0.9	1.8	0.10	0.14	C81
Non-Hodgkin lymphoma	100	3.1	3.4	6.3	0.31	0.65	90	2.5	2.9	4.5	0.24	0.50	C82-86,C96
Immunoproliferative diseases	4	0.1	0.1	0.3	0.00	0.05	4	0.1	0.1	0.2	0.01	0.01	C88
Multiple myeloma	47	1.4	1.6	3.0	0.10	0.34	53	1.5	1.7	2.6	0.12	0.35	C90
Lymphoid leukaemia	42	1.3	1.4	3.2	0.14	0.20	40	1.1	1.3	2.9	0.14	0.20	C91
Myeloid leukaemia	33	1.0	1.1	2.1	0.10	0.17	50	1.4	1.6	2.7	0.15	0.25	C92-94
Leukaemia unspecified	7	0.2	0.2	0.4	0.01	0.03	4	0.1	0.1	0.2	0.01	0.02	C95
Myeloproliferative disorders	3	0.1	0.1	0.2	0.01	0.01	3	0.1	0.1	0.2	0.01	0.02	MPD
Myelodysplastic syndromes	5	0.2	0.2	0.3	0.01	0.01	10	0.3	0.3	0.4	0.00	0.04	MDS
Other and unspecified	124	3.8	4.2	7.7	0.27	0.76	145	4.1	4.7	6.6	0.28	0.64	O&U
All sites	3635		123.3	232.6	10.04	25.81	3995		128.7	197.5	11.49	21.24	C00-96
All sites except C44	3253	100.0	110.4	208.4	9.20	23.25	3568	100.0	115.0	178.3	10.66	19.22	C00-96 exc. C44

Chile, Valdivia

CONTRIBUTORS

Solange Vargas Gallagher
 Ana María Jofré Salazar
 Katy Heise Mora
 Enriqueta Bertrán Vives
 Ignacio Zárate Campos
 Juan Carlos Velásquez Márquez
 Clelia Vallebuona Stagno
 Carla Cartes
 Fernando Soto
 Natalia Vergara
 Nora Diaz
 Rodolfo Pino
 Marion Contreras
 Javiera Illanes Díaz
 Ingrid Lavin Brüning
 Claudio González Oyarzún



NOTES ON THE DATA

*High M:I ratios.

20 major cancers, ASR (World) per 100 000

<i>Male</i>		<i>Female</i>	
Prostate	56.8	Breast	32.8
Stomach	33.1	Gallbladder etc.	18.9
Non-melanoma skin cancer	16.5	Non-melanoma skin cancer	14.0
Testis	11.3	Stomach	13.1
Trachea, bronchus, and lung	10.3	Cervix uteri	12.8
Kidney	9.5	Other and unspecified	9.9
Other and unspecified	9.4	Colon	9.1
Colon	8.0	Thyroid	8.0
Gallbladder etc.	7.9	Corpus uteri	6.7
Oesophagus	6.9	Ovary	6.2
Non-Hodgkin lymphoma	5.9	Kidney	6.0
Rectum	5.4	Trachea, bronchus, and lung	4.7
Pancreas	5.4	Non-Hodgkin lymphoma	4.2
Brain and nervous system	4.4	Rectum	3.7
Liver	4.1	Brain and nervous system	3.6
Bladder	3.5	Pancreas	3.6
Lymphoid leukaemia	3.3	Lymphoid leukaemia	2.9
Multiple myeloma	2.9	Melanoma of skin	2.8
Myeloid leukaemia	2.9	Oesophagus	2.5
Melanoma of skin	2.8	Liver	1.9
All sites	225.1	All sites	182.3

***Chile, Valdivia (2008–2012)**

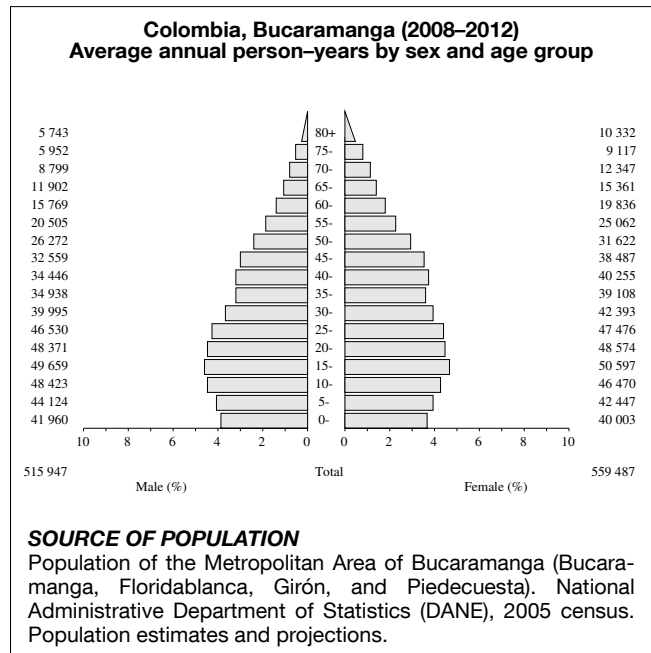
SITE	Male						Female						ICD-10
	No. cases	Freq. (%)	Crude rate (per 100 000)	ASR world	Cum. rates 0-64 (%)	0-74	No. cases	Freq. (%)	Crude rate (per 100 000)	ASR world	Cum. rates 0-64 (%)	0-74	
Lip	3	0.1	0.2	0.2	0.01	0.01	1	0.0	0.1	0.1	0.01	0.01	C00
Tongue	5	0.2	0.3	0.5	0.04	0.06	2	0.1	0.1	0.1	0.00	0.04	C01-02
Mouth	4	0.2	0.2	0.4	0.04	0.04	1	0.0	0.1	0.0	0.00	0.00	C03-06
Salivary glands	2	0.1	0.1	0.2	0.01	0.03	7	0.3	0.4	0.5	0.03	0.03	C07-08
Tonsil	1	0.0	0.1	0.1	0.01	0.01	0	0.0	0.0	0.0	0.00	0.00	C09
Other oropharynx	2	0.1	0.1	0.1	0.01	0.01	0	0.0	0.0	0.0	0.00	0.00	C10
Nasopharynx	0	0.0	0.0	0.0	0.00	0.00	0	0.0	0.0	0.0	0.00	0.00	C11
Hypopharynx	0	0.0	0.0	0.0	0.00	0.00	1	0.0	0.1	0.1	0.01	0.01	C12-13
Pharynx unspecified	0	0.0	0.0	0.0	0.00	0.00	0	0.0	0.0	0.0	0.00	0.00	C14
Oesophagus	86	3.6	4.5	6.9	0.19	0.78	42	1.9	2.2	2.5	0.05	0.19	C15
Stomach	400	16.6	21.1	33.1	1.52	3.82	187	8.5	9.8	13.1	0.53	1.56	C16
Small intestine	4	0.2	0.2	0.3	0.02	0.04	8	0.4	0.4	0.7	0.02	0.10	C17
Colon	96	4.0	5.1	8.0	0.33	0.86	135	6.2	7.1	9.1	0.38	0.98	C18
Rectum	65	2.7	3.4	5.4	0.27	0.64	50	2.3	2.6	3.7	0.24	0.40	C19-20
Anus	5	0.2	0.3	0.5	0.04	0.05	8	0.4	0.4	0.5	0.02	0.05	C21
Liver	47	2.0	2.5	4.1	0.25	0.47	27	1.2	1.4	1.9	0.08	0.17	C22
Gallbladder etc.	95	3.9	5.0	7.9	0.29	0.95	258	11.8	13.6	18.9	1.05	2.22	C23-24
Pancreas	63	2.6	3.3	5.4	0.26	0.65	51	2.3	2.7	3.6	0.21	0.35	C25
Nose, sinuses etc.	4	0.2	0.2	0.3	0.01	0.04	2	0.1	0.1	0.1	0.01	0.01	C30-31
Larynx	12	0.5	0.6	1.0	0.05	0.11	0	0.0	0.0	0.0	0.00	0.00	C32
Trachea, bronchus, and lung	123	5.1	6.5	10.3	0.39	1.32	68	3.1	3.6	4.7	0.19	0.55	C33-34
Other thoracic organs	10	0.4	0.5	0.9	0.05	0.09	8	0.4	0.4	0.6	0.02	0.07	C37-38
Bone	11	0.5	0.6	1.1	0.07	0.08	10	0.5	0.5	1.1	0.07	0.07	C40-41
Melanoma of skin	30	1.2	1.6	2.8	0.17	0.33	37	1.7	1.9	2.8	0.17	0.27	C43
Other skin	205		10.8	16.5	0.61	1.75	199		10.5	14.0	0.74	1.50	C44
Mesothelioma	4	0.2	0.2	0.3	0.02	0.02	2	0.1	0.1	0.2	0.00	0.03	C45
Kaposi sarcoma	3	0.1	0.2	0.3	0.01	0.05	1	0.0	0.1	0.1	0.01	0.01	C46
Connective and soft tissue	16	0.7	0.8	1.4	0.11	0.12	21	1.0	1.1	1.9	0.12	0.16	C47+C49
Breast	4	0.2	0.2	0.4	0.01	0.05	405	18.5	21.3	32.8	2.38	3.75	C50
Vulva							11	0.5	0.6	0.7	0.02	0.07	C51
Vagina							5	0.2	0.3	0.4	0.03	0.03	C52
Cervix uteri							150	6.9	7.9	12.8	0.96	1.16	C53
Corpus uteri							81	3.7	4.3	6.7	0.48	0.78	C54
Uterus unspecified							4	0.2	0.2	0.2	0.01	0.03	C55
Ovary							77	3.5	4.1	6.2	0.47	0.62	C56
Other female genital organs							2	0.1	0.1	0.1	0.01	0.01	C57
Placenta							1	0.0	0.1	0.1	0.01	0.01	C58
Penis	9	0.4	0.5	0.8	0.04	0.12							C60
Prostate	659	27.4	34.8	56.8	1.99	7.79							C61
Testis	114	4.7	6.0	11.3	0.83	0.83							C62
Other male genital organs	2	0.1	0.1	0.3	0.02	0.02							C63
Kidney	107	4.4	5.7	9.5	0.53	1.22	75	3.4	3.9	6.0	0.38	0.61	C64
Renal pelvis	4	0.2	0.2	0.4	0.01	0.06	1	0.0	0.1	0.1	0.00	0.01	C65
Ureter	1	0.0	0.1	0.1	0.00	0.00	0	0.0	0.0	0.0	0.00	0.00	C66
Bladder	45	1.9	2.4	3.5	0.14	0.33	14	0.6	0.7	1.1	0.06	0.15	C67
Other urinary organs	1	0.0	0.1	0.1	0.00	0.00	1	0.0	0.1	0.0	0.00	0.00	C68
Eye	2	0.1	0.1	0.2	0.01	0.01	1	0.0	0.1	0.1	0.01	0.01	C69
Brain and nervous system	43	1.8	2.3	4.4	0.26	0.41	38	1.7	2.0	3.6	0.24	0.32	C70-72
Thyroid	18	0.7	1.0	1.7	0.12	0.18	87	4.0	4.6	8.0	0.61	0.75	C73
Adrenal gland	1	0.0	0.1	0.1	0.01	0.01	0	0.0	0.0	0.0	0.00	0.00	C74
Other endocrine	2	0.1	0.1	0.2	0.02	0.02	0	0.0	0.0	0.0	0.00	0.00	C75
Hodgkin lymphoma	15	0.6	0.8	1.5	0.12	0.12	7	0.3	0.4	0.6	0.04	0.07	C81
Non-Hodgkin lymphoma	66	2.7	3.5	5.9	0.33	0.57	57	2.6	3.0	4.2	0.21	0.43	C82-86,C96
Immunoproliferative diseases	7	0.3	0.4	0.6	0.04	0.05	4	0.2	0.2	0.3	0.02	0.04	C88
Multiple myeloma	33	1.4	1.7	2.9	0.20	0.35	26	1.2	1.4	1.9	0.07	0.26	C90
Lymphoid leukaemia	29	1.2	1.5	3.3	0.14	0.26	28	1.3	1.5	2.9	0.16	0.21	C91
Myeloid leukaemia	29	1.2	1.5	2.9	0.12	0.26	13	0.6	0.7	1.3	0.08	0.09	C92-94
Leukaemia unspecified	2	0.1	0.1	0.2	0.01	0.01	0	0.0	0.0	0.0	0.00	0.00	C95
Myeloproliferative disorders	4	0.2	0.2	0.3	0.01	0.01	12	0.5	0.6	1.0	0.06	0.11	MPD
Myelodysplastic syndromes	8	0.3	0.4	0.6	0.02	0.04	15	0.7	0.8	1.1	0.04	0.16	MDS
Other and unspecified	111	4.6	5.9	9.4	0.38	1.10	147	6.7	7.7	9.9	0.36	1.12	O&U
All sites	2612		138.0	225.1	10.13	26.14	2388		125.6	182.3	10.65	19.55	C00-96
All sites except C44	2407	100.0	127.2	208.5	9.52	24.40	2189	100.0	115.1	168.3	9.91	18.05	C00-96 exc. C44

*See note following population pyramid

Colombia, Bucaramanga

CONTRIBUTORS

Claudia Janeth Uribe
Erika Eliana Meza Durán



NOTES ON THE DATA

†C67 (bladder cancer) includes neoplasms of uncertain or unknown behaviour together with invasive cancers.

20 major cancers, ASR (World) per 100 000

<i>Male</i>		<i>Female</i>	
Prostate	41.1	Breast	41.3
Stomach	17.3	Thyroid	14.4
Non-melanoma skin cancer	15.7	Cervix uteri	12.9
Trachea, bronchus, and lung	10.4	Stomach	10.3
Colon	9.5	Colon	9.9
Other and unspecified	7.3	Non-melanoma skin cancer	8.7
Non-Hodgkin lymphoma	5.4	Ovary	7.0
Bladder	5.0	Corpus uteri	6.8
Rectum	5.0	Other and unspecified	6.8
Brain and nervous system	4.3	Trachea, bronchus, and lung	5.9
Kidney	4.0	Non-Hodgkin lymphoma	4.6
Liver	3.7	Brain and nervous system	4.2
Larynx	2.7	Rectum	3.8
Testis	2.6	Gallbladder etc.	2.7
Myeloid leukaemia	2.6	Lymphoid leukaemia	2.4
Lymphoid leukaemia	2.6	Kidney	2.2
Thyroid	2.5	Liver	2.0
Melanoma of skin	2.4	Pancreas	1.8
Leukaemia unspecified	2.2	Melanoma of skin	1.7
Pancreas	2.2	Leukaemia unspecified	1.6
All sites	169.4	All sites	165.2

Colombia, Bucaramanga (2008–2012)

SITE	Male						Female						ICD-10
	§No. cases	Freq. (%)	Crude rate (per 100 000)	ASR world	Cum. rates 0-64 0-74 (%)		§No. cases	Freq. (%)	Crude rate (per 100 000)	ASR world	Cum. rates 0-64 0-74 (%)		
Lip	2	0.1	0.0	0.1	0.00	0.00	0	0.0	0.0	0.0	0.00	0.00	C00
Tongue	40	1.1	0.8	1.6	0.13	0.16	23	0.5	0.4	0.7	0.03	0.08	C01-02
Mouth	20	0.5	0.4	0.8	0.05	0.10	15	0.3	0.3	0.4	0.03	0.04	C03-06
Salivary glands	20	0.5	0.4	0.8	0.05	0.09	9	0.2	0.2	0.3	0.01	0.04	C07-08
Tonsil	14	0.4	0.3	0.6	0.04	0.07	5	0.1	0.1	0.2	0.02	0.02	C09
Other oropharynx	10	0.3	0.2	0.4	0.03	0.04	3	0.1	0.1	0.1	0.00	0.02	C10
Nasopharynx	3	0.1	0.1	0.1	0.01	0.02	8	0.2	0.1	0.3	0.01	0.04	C11
Hypopharynx	5	0.1	0.1	0.2	0.00	0.02	5	0.1	0.1	0.1	0.01	0.01	C12-13
Pharynx unspecified	3	0.1	0.1	0.1	0.01	0.01	0	0.0	0.0	0.0	0.00	0.00	C14
Oesophagus	43	1.1	0.8	1.8	0.06	0.20	29	0.6	0.5	0.8	0.02	0.10	C15
Stomach	426	11.4	8.3	17.3	0.85	2.06	344	6.9	6.1	10.3	0.55	1.14	C16
Small intestine	22	0.6	0.4	1.0	0.04	0.13	18	0.4	0.3	0.6	0.04	0.09	C17
Colon	228	6.1	4.4	9.5	0.40	1.22	330	6.6	5.9	9.9	0.50	1.17	C18
Rectum	124	3.3	2.4	5.0	0.22	0.56	124	2.5	2.2	3.8	0.22	0.44	C19-20
Anus	13	0.3	0.3	0.5	0.03	0.05	31	0.6	0.6	1.0	0.07	0.13	C21
Liver	90	2.4	1.7	3.7	0.13	0.41	67	1.3	1.2	2.0	0.08	0.24	C22
Gallbladder etc.	52	1.4	1.0	2.2	0.12	0.27	88	1.8	1.6	2.7	0.14	0.34	C23-24
Pancreas	54	1.4	1.0	2.2	0.13	0.25	60	1.2	1.1	1.8	0.08	0.21	C25
Nose, sinuses etc.	17	0.5	0.3	0.7	0.04	0.09	7	0.1	0.1	0.2	0.02	0.03	C30-31
Larynx	64	1.7	1.2	2.7	0.11	0.38	8	0.2	0.1	0.3	0.02	0.04	C32
Trachea, bronchus, and lung	252	6.7	4.9	10.4	0.46	1.16	200	4.0	3.6	5.9	0.30	0.68	C33-34
Other thoracic organs	18	0.5	0.3	0.7	0.03	0.07	19	0.4	0.3	0.6	0.03	0.07	C37-38
Bone	14	0.4	0.3	0.6	0.03	0.05	15	0.3	0.3	0.5	0.03	0.05	C40-41
Melanoma of skin	59	1.6	1.1	2.4	0.13	0.27	54	1.1	1.0	1.7	0.12	0.18	C43
Other skin	395		7.7	15.7	0.58	1.52	330		5.9	8.7	0.28	0.72	C44
Mesothelioma	4	0.1	0.1	0.2	0.01	0.03	1	0.0	0.0	0.0	0.00	0.00	C45
Kaposi sarcoma	25	0.7	0.5	0.9	0.07	0.08	2	0.0	0.0	0.1	0.00	0.01	C46
Connective and soft tissue	45	1.2	0.9	1.8	0.11	0.22	40	0.8	0.7	1.3	0.07	0.11	C47+C49
Breast	10	0.3	0.2	0.4	0.01	0.04	1295	26.1	23.1	41.3	3.07	4.75	C50
Vulva							20	0.4	0.4	0.6	0.04	0.06	C51
Vagina							13	0.3	0.2	0.4	0.03	0.03	C52
Cervix uteri							417	8.4	7.5	12.9	0.95	1.33	C53
Corpus uteri							210	4.2	3.8	6.8	0.51	0.80	C54
Uterus unspecified							8	0.2	0.1	0.2	0.01	0.02	C55
Ovary							216	4.3	3.9	7.0	0.56	0.77	C56
Other female genital organs							4	0.1	0.1	0.1	0.01	0.01	C57
Placenta							0	0.0	0.0	0.0	0.00	0.00	C58
Penis	24	0.6	0.5	0.9	0.08	0.11							C60
Prostate	969	25.9	18.8	41.1	1.51	5.10							C61
Testis	77	2.1	1.5	2.6	0.18	0.20							C62
Other male genital organs	7	0.2	0.1	0.3	0.01	0.03							C63
Kidney	94	2.5	1.8	4.0	0.28	0.48	64	1.3	1.1	2.2	0.12	0.22	C64
Renal pelvis	1	0.0	0.0	0.0	0.00	0.00	1	0.0	0.0	0.0	0.00	0.01	C65
Ureter	0	0.0	0.0	0.0	0.00	0.00	0	0.0	0.0	0.0	0.00	0.00	C66
†Bladder	124	3.3	2.4	5.0	0.20	0.52	46	0.9	0.8	1.3	0.05	0.14	C67
Other urinary organs	1	0.0	0.0	0.0	0.00	0.00	1	0.0	0.0	0.0	0.00	0.00	C68
Eye	18	0.5	0.3	0.7	0.05	0.06	9	0.2	0.2	0.3	0.02	0.03	C69
Brain and nervous system	108	2.9	2.1	4.3	0.31	0.44	125	2.5	2.2	4.2	0.26	0.41	C70-72
Thyroid	65	1.7	1.3	2.5	0.18	0.25	452	9.1	8.1	14.4	1.23	1.42	C73
Adrenal gland	3	0.1	0.1	0.1	0.00	0.00	2	0.0	0.0	0.1	0.00	0.01	C74
Other endocrine	3	0.1	0.1	0.1	0.01	0.01	0	0.0	0.0	0.0	0.00	0.00	C75
Hodgkin lymphoma	42	1.1	0.8	1.7	0.10	0.17	30	0.6	0.5	1.0	0.06	0.08	C81
Non-Hodgkin lymphoma	135	3.6	2.6	5.4	0.30	0.50	143	2.9	2.6	4.6	0.26	0.45	C82-86,C96
Immunoproliferative diseases	3	0.1	0.1	0.1	0.01	0.01	2	0.0	0.0	0.1	0.01	0.01	C88
Multiple myeloma	31	0.8	0.6	1.3	0.07	0.13	29	0.6	0.5	1.0	0.07	0.13	C90
Lymphoid leukaemia	62	1.7	1.2	2.6	0.14	0.18	60	1.2	1.1	2.4	0.12	0.17	C91
Myeloid leukaemia	63	1.7	1.2	2.6	0.12	0.31	42	0.8	0.8	1.4	0.07	0.14	C92-94
Leukaemia unspecified	55	1.5	1.1	2.2	0.15	0.21	47	0.9	0.8	1.6	0.09	0.14	C95
Myeloproliferative disorders	3	0.1	0.1	0.1	0.01	0.01	3	0.1	0.1	0.1	0.01	0.01	MPD
Myelodysplastic syndromes	0	0.0	0.0	0.0	0.00	0.00	0	0.0	0.0	0.0	0.00	0.00	MDS
Other and unspecified	180	4.8	3.5	7.3	0.40	0.84	224	4.5	4.0	6.8	0.35	0.74	O&U
All sites	4140		80.2	169.4	7.95	19.11	5298		94.7	165.2	10.56	17.86	C00-96
All sites except C44	3745	100.0	72.6	153.7	7.37	17.59	4968	100.0	88.8	156.5	10.28	17.14	C00-96 exc. C44

§ Includes 28 cases of unknown age

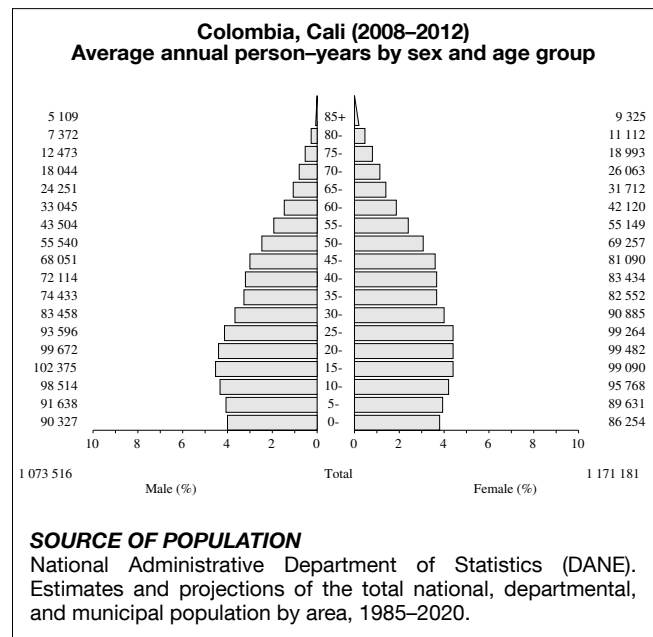
§ Includes 38 cases of unknown age

† See note following population pyramid

Colombia, Cali

CONTRIBUTORS

Luis Eduardo Bravo
 Edwin Carrascal
 Luz Stella García
 Paola Andrea Collazos



20 major cancers, ASR (World) per 100 000

<i>Male</i>		<i>Female</i>	
Prostate	60.1	Breast	44.5
Stomach	20.3	Cervix uteri	15.4
Trachea, bronchus, and lung	13.9	Thyroid	13.5
Colon	10.5	Stomach	10.8
Other and unspecified	9.5	Other and unspecified	9.8
Non-Hodgkin lymphoma	9.3	Colon	9.7
Bladder	6.3	Trachea, bronchus, and lung	8.0
Rectum	5.7	Ovary	7.8
Brain and nervous system	5.2	Non-Hodgkin lymphoma	7.1
Liver	5.0	Corpus uteri	5.3
Kidney	5.0	Rectum	4.4
Pancreas	4.4	Brain and nervous system	4.3
Lymphoid leukaemia	4.1	Lymphoid leukaemia	3.7
Larynx	4.0	Gallbladder etc.	3.7
Myeloid leukaemia	3.3	Pancreas	3.6
Thyroid	3.2	Liver	3.2
Multiple myeloma	3.1	Kidney	3.1
Melanoma of skin	2.9	Melanoma of skin	2.7
Connective and soft tissue	2.6	Myeloid leukaemia	2.7
Testis	2.6	Connective and soft tissue	2.2
All sites	205.6	All sites	186.4

Colombia, Cali (2008–2012)

SITE	Male						Female						ICD-10
	§No. cases	Freq. (%)	Crude rate (per 100 000)	ASR world	Cum. rates 0-64 (%)	0-74	§No. cases	Freq. (%)	Crude rate (per 100 000)	ASR world	Cum. rates 0-64 (%)	0-74	
Lip	10	0.1	0.1	0.2	0.01	0.02	9	0.1	0.1	0.1	0.01	0.01	C00
Tongue	64	0.6	0.6	1.3	0.07	0.15	65	0.5	0.6	1.0	0.05	0.11	C01-02
Mouth	56	0.5	0.5	1.1	0.07	0.13	48	0.4	0.4	0.7	0.04	0.08	C03-06
Salivary glands	48	0.5	0.4	0.9	0.04	0.09	64	0.5	0.5	0.9	0.05	0.10	C07-08
Tonsil	44	0.4	0.4	0.8	0.07	0.11	23	0.2	0.2	0.3	0.03	0.03	C09
Other oropharynx	14	0.1	0.1	0.3	0.02	0.04	3	0.0	0.0	0.1	0.00	0.01	C10
Nasopharynx	32	0.3	0.3	0.6	0.04	0.07	17	0.1	0.1	0.2	0.02	0.02	C11
Hypopharynx	3	0.0	0.0	0.1	0.00	0.01	3	0.0	0.0	0.0	0.00	0.01	C12-13
Pharynx unspecified	7	0.1	0.1	0.1	0.01	0.02	1	0.0	0.0	0.0	0.00	0.00	C14
Oesophagus	90	0.9	0.8	1.7	0.06	0.18	72	0.6	0.6	1.0	0.04	0.12	C15
Stomach	1041	10.0	9.7	20.3	0.96	2.34	769	6.1	6.6	10.8	0.50	1.16	C16
Small intestine	39	0.4	0.4	0.7	0.04	0.08	37	0.3	0.3	0.5	0.03	0.06	C17
Colon	539	5.2	5.0	10.5	0.50	1.24	686	5.5	5.9	9.7	0.46	1.07	C18
Rectum	293	2.8	2.7	5.7	0.33	0.67	310	2.5	2.6	4.4	0.24	0.50	C19-20
Anus	47	0.5	0.4	0.9	0.06	0.11	126	1.0	1.1	1.9	0.12	0.27	C21
Liver	249	2.4	2.3	5.0	0.20	0.56	222	1.8	1.9	3.2	0.11	0.36	C22
Gallbladder etc.	119	1.1	1.1	2.3	0.10	0.26	260	2.1	2.2	3.7	0.16	0.42	C23-24
Pancreas	222	2.1	2.1	4.4	0.19	0.52	257	2.0	2.2	3.6	0.13	0.44	C25
Nose, sinuses etc.	39	0.4	0.4	0.7	0.04	0.06	18	0.1	0.2	0.3	0.02	0.02	C30-31
Larynx	201	1.9	1.9	4.0	0.18	0.50	37	0.3	0.3	0.6	0.04	0.07	C32
Trachea, bronchus, and lung	697	6.7	6.5	13.9	0.48	1.72	568	4.5	4.8	8.0	0.35	0.89	C33-34
Other thoracic organs	35	0.3	0.3	0.6	0.03	0.06	21	0.2	0.2	0.3	0.02	0.04	C37-38
Bone	85	0.8	0.8	1.6	0.09	0.14	83	0.7	0.7	1.3	0.08	0.12	C40-41
Melanoma of skin	151	1.5	1.4	2.9	0.16	0.31	180	1.4	1.5	2.7	0.18	0.30	C43
Other skin	34		0.3	0.6	0.02	0.06	47		0.4	0.7	0.05	0.07	C44
Mesothelioma	9	0.1	0.1	0.2	0.01	0.02	7	0.1	0.1	0.1	0.01	0.01	C45
Kaposi sarcoma	92	0.9	0.9	1.6	0.09	0.13	10	0.1	0.1	0.1	0.01	0.01	C46
Connective and soft tissue	136	1.3	1.3	2.6	0.16	0.26	140	1.1	1.2	2.2	0.13	0.21	C47+C49
Breast	26	0.3	0.2	0.5	0.02	0.04	2972	23.7	25.4	44.5	3.20	5.01	C50
Vulva							60	0.5	0.5	0.8	0.04	0.08	C51
Vagina							43	0.3	0.4	0.6	0.03	0.08	C52
Cervix uteri							1037	8.3	8.9	15.4	1.17	1.62	C53
Corpus uteri							347	2.8	3.0	5.3	0.36	0.66	C54
Uterus unspecified							37	0.3	0.3	0.5	0.03	0.05	C55
Ovary							514	4.1	4.4	7.8	0.54	0.87	C56
Other female genital organs							16	0.1	0.1	0.3	0.02	0.03	C57
Placenta							8	0.1	0.1	0.1	0.01	0.01	C58
Penis	74	0.7	0.7	1.3	0.08	0.12							C60
Prostate	2937	28.2	27.4	60.1	2.13	7.74							C61
Testis	154	1.5	1.4	2.6	0.19	0.20							C62
Other male genital organs	8	0.1	0.1	0.2	0.01	0.02							C63
Kidney	243	2.3	2.3	5.0	0.32	0.59	204	1.6	1.7	3.1	0.19	0.35	C64
Renal pelvis	7	0.1	0.1	0.2	0.01	0.02	3	0.0	0.0	0.0	0.00	0.00	C65
Ureter	1	0.0	0.0	0.0	0.00	0.00	2	0.0	0.0	0.0	0.00	0.00	C66
Bladder	319	3.1	3.0	6.3	0.22	0.74	121	1.0	1.0	1.6	0.06	0.17	C67
Other urinary organs	3	0.0	0.0	0.0	0.00	0.00	4	0.0	0.0	0.1	0.00	0.01	C68
Eye	46	0.4	0.4	0.9	0.04	0.08	37	0.3	0.3	0.6	0.02	0.05	C69
Brain and nervous system	271	2.6	2.5	5.2	0.32	0.50	268	2.1	2.3	4.3	0.25	0.43	C70-72
Thyroid	173	1.7	1.6	3.2	0.24	0.35	893	7.1	7.6	13.5	1.05	1.42	C73
Adrenal gland	9	0.1	0.1	0.2	0.01	0.01	13	0.1	0.1	0.3	0.01	0.02	C74
Other endocrine	13	0.1	0.1	0.3	0.02	0.02	4	0.0	0.0	0.1	0.01	0.01	C75
Hodgkin lymphoma	91	0.9	0.8	1.7	0.09	0.16	63	0.5	0.5	1.0	0.06	0.08	C81
Non-Hodgkin lymphoma	481	4.6	4.5	9.3	0.53	0.99	485	3.9	4.1	7.1	0.39	0.77	C82-86,C96
Immunoproliferative diseases	21	0.2	0.2	0.4	0.02	0.05	24	0.2	0.2	0.4	0.03	0.04	C88
Multiple myeloma	157	1.5	1.5	3.1	0.20	0.37	144	1.1	1.2	2.1	0.12	0.26	C90
Lymphoid leukaemia	209	2.0	1.9	4.1	0.20	0.33	217	1.7	1.9	3.7	0.19	0.29	C91
Myeloid leukaemia	171	1.6	1.6	3.3	0.16	0.31	175	1.4	1.5	2.7	0.15	0.28	C92-94
Leukaemia unspecified	50	0.5	0.5	0.9	0.04	0.08	44	0.4	0.4	0.6	0.03	0.08	C95
Myeloproliferative disorders	39	0.4	0.4	0.7	0.03	0.07	46	0.4	0.4	0.7	0.03	0.07	MPD
Myelodysplastic syndromes	50	0.5	0.5	1.0	0.03	0.08	67	0.5	0.6	0.9	0.03	0.08	MDS
Other and unspecified	483	4.6	4.5	9.5	0.43	1.07	679	5.4	5.8	9.8	0.46	1.10	O&U
All sites	10432		97.2	205.6	9.36	23.80	12610		107.7	186.4	11.37	20.45	C00-96
All sites except C44	10398	100.0	96.9	205.0	9.34	23.74	12563	100.0	107.3	185.7	11.32	20.38	C00-96 exc. C44

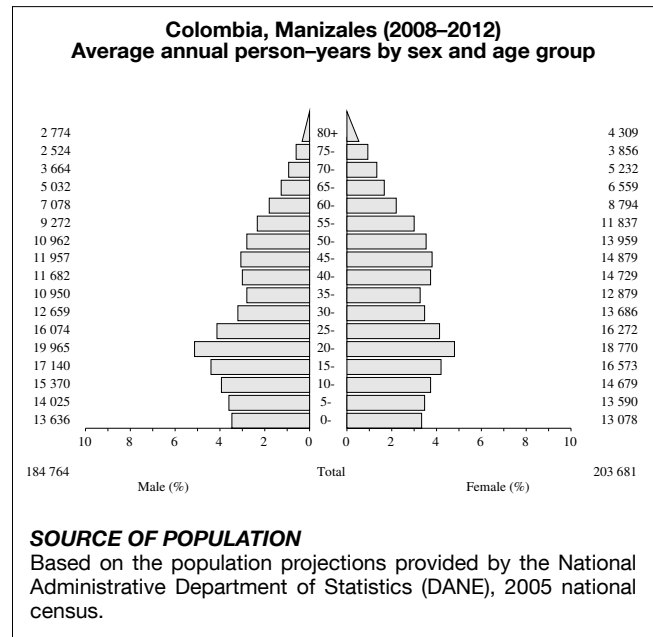
§Includes 47 cases of unknown age

§Includes 86 cases of unknown age

Colombia, Manizales

CONTRIBUTORS

Nelson Arias-Ortiz
 Guillermo López-Guarnizo
 Daniela Morantes-Arenas



NOTES ON THE DATA

*High M:I ratios.

20 major cancers, ASR (World) per 100 000

<i>Male</i>		<i>Female</i>	
Prostate	44.1	Breast	37.2
Stomach	20.3	Thyroid	23.2
Trachea, bronchus, and lung	10.3	Cervix uteri	17.5
Colon	8.4	Colon	10.0
Non-melanoma skin cancer	7.0	Stomach	9.7
Non-Hodgkin lymphoma	6.9	Non-Hodgkin lymphoma	6.5
Rectum	6.3	Trachea, bronchus, and lung	6.4
Other and unspecified	5.9	Corpus uteri	6.1
Thyroid	4.6	Other and unspecified	5.5
Bladder	4.3	Non-melanoma skin cancer	5.4
Larynx	4.1	Ovary	5.0
Testis	4.0	Rectum	4.7
Kidney	3.7	Gallbladder etc.	3.3
Brain and nervous system	3.3	Melanoma of skin	2.9
Lymphoid leukaemia	3.2	Pancreas	2.3
Oesophagus	3.2	Bladder	2.0
Melanoma of skin	2.6	Lymphoid leukaemia	1.8
Pancreas	2.3	Hodgkin lymphoma	1.7
Connective and soft tissue	1.9	Myeloid leukaemia	1.7
Liver	1.8	Brain and nervous system	1.6
All sites	163.0	All sites	170.2

*Colombia, Manizales (2008–2012)

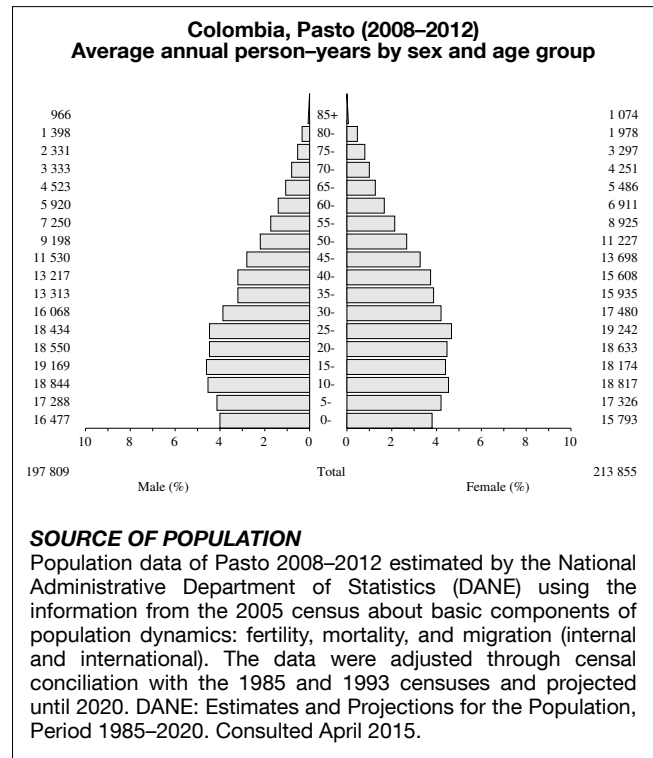
SITE	Male						Female						ICD-10
	No. cases	Freq. (%)	Crude rate (per 100 000)	ASR world	Cum. rates 0-64 (%)	0-74	No. cases	Freq. (%)	Crude rate (per 100 000)	ASR world	Cum. rates 0-64 (%)	0-74	
Lip	1	0.1	0.1	0.1	0.01	0.01	0	0.0	0.0	0.0	0.00	0.00	C00
Tongue	5	0.3	0.3	0.4	0.03	0.03	6	0.3	0.3	0.5	0.02	0.08	C01-02
Mouth	3	0.2	0.2	0.3	0.01	0.06	9	0.4	0.4	0.6	0.03	0.07	C03-06
Salivary glands	6	0.4	0.3	0.6	0.02	0.07	8	0.4	0.4	0.6	0.04	0.07	C07-08
Tonsil	4	0.3	0.2	0.4	0.05	0.05	3	0.1	0.1	0.2	0.01	0.01	C09
Other oropharynx	1	0.1	0.1	0.1	0.01	0.01	1	0.0	0.0	0.1	0.00	0.02	C10
Nasopharynx	2	0.1	0.1	0.2	0.01	0.01	1	0.0	0.0	0.1	0.01	0.01	C11
Hypopharynx	0	0.0	0.0	0.0	0.00	0.00	1	0.0	0.0	0.1	0.00	0.02	C12-13
Pharynx unspecified	0	0.0	0.0	0.0	0.00	0.00	1	0.0	0.0	0.1	0.00	0.00	C14
Oesophagus	33	2.1	1.8	3.2	0.19	0.34	22	1.0	1.1	1.4	0.04	0.15	C15
Stomach	212	13.4	11.5	20.3	1.13	2.38	134	6.2	6.6	9.7	0.52	1.06	C16
Small intestine	9	0.6	0.5	0.9	0.05	0.11	8	0.4	0.4	0.6	0.03	0.07	C17
Colon	90	5.7	4.9	8.4	0.46	0.85	138	6.4	6.8	10.0	0.55	1.19	C18
Rectum	65	4.1	3.5	6.3	0.35	0.72	65	3.0	3.2	4.7	0.26	0.54	C19-20
Anus	8	0.5	0.4	0.7	0.04	0.04	14	0.6	0.7	1.0	0.05	0.12	C21
Liver	18	1.1	1.0	1.8	0.09	0.21	13	0.6	0.6	0.9	0.02	0.11	C22
Gallbladder etc.	11	0.7	0.6	1.1	0.06	0.16	46	2.1	2.3	3.3	0.17	0.39	C23-24
Pancreas	23	1.4	1.2	2.3	0.12	0.33	35	1.6	1.7	2.3	0.11	0.25	C25
Nose, sinuses etc.	3	0.2	0.2	0.3	0.01	0.03	2	0.1	0.1	0.1	0.01	0.01	C30-31
Larynx	41	2.6	2.2	4.1	0.17	0.57	13	0.6	0.6	0.9	0.04	0.09	C32
Trachea, bronchus, and lung	105	6.6	5.7	10.3	0.47	1.17	89	4.1	4.4	6.4	0.36	0.73	C33-34
Other thoracic organs	2	0.1	0.1	0.2	0.01	0.04	5	0.2	0.2	0.4	0.03	0.05	C37-38
Bone	9	0.6	0.5	0.9	0.06	0.10	8	0.4	0.4	0.7	0.05	0.05	C40-41
Melanoma of skin	28	1.8	1.5	2.6	0.16	0.26	38	1.8	1.9	2.9	0.21	0.32	C43
Other skin	75		4.1	7.0	0.27	0.78	79		3.9	5.4	0.22	0.58	C44
Mesothelioma	1	0.1	0.1	0.1	0.00	0.02	2	0.1	0.1	0.2	0.01	0.01	C45
Kaposi sarcoma	4	0.3	0.2	0.4	0.04	0.04	1	0.0	0.0	0.1	0.01	0.01	C46
Connective and soft tissue	19	1.2	1.0	1.9	0.14	0.19	12	0.6	0.6	1.0	0.04	0.12	C47+C49
Breast	0	0.0	0.0	0.0	0.00	0.00	489	22.6	24.0	37.2	2.77	4.14	C50
Vulva							10	0.5	0.5	0.7	0.01	0.14	C51
Vagina							6	0.3	0.3	0.4	0.02	0.06	C52
Cervix uteri							222	10.3	10.9	17.5	1.29	1.85	C53
Corpus uteri							80	3.7	3.9	6.1	0.46	0.77	C54
Uterus unspecified							13	0.6	0.6	1.0	0.06	0.14	C55
Ovary							64	3.0	3.1	5.0	0.39	0.56	C56
Other female genital organs							2	0.1	0.1	0.2	0.01	0.03	C57
Placenta							1	0.0	0.0	0.1	0.01	0.01	C58
Penis	9	0.6	0.5	0.8	0.03	0.08							C60
Prostate	448	28.2	24.2	44.1	1.56	5.75							C61
Testis	41	2.6	2.2	4.0	0.28	0.33							C62
Other male genital organs	2	0.1	0.1	0.2	0.01	0.01							C63
Kidney	37	2.3	2.0	3.7	0.17	0.46	20	0.9	1.0	1.5	0.10	0.17	C64
Renal pelvis	0	0.0	0.0	0.0	0.00	0.00	0	0.0	0.0	0.0	0.00	0.00	C65
Ureter	0	0.0	0.0	0.0	0.00	0.00	0	0.0	0.0	0.0	0.00	0.00	C66
Bladder	45	2.8	2.4	4.3	0.21	0.47	27	1.2	1.3	2.0	0.12	0.28	C67
Other urinary organs	0	0.0	0.0	0.0	0.00	0.00	0	0.0	0.0	0.0	0.00	0.00	C68
Eye	6	0.4	0.3	0.8	0.05	0.05	2	0.1	0.1	0.1	0.01	0.01	C69
Brain and nervous system	31	2.0	1.7	3.3	0.25	0.32	18	0.8	0.9	1.6	0.11	0.13	C70-72
Thyroid	47	3.0	2.5	4.6	0.33	0.52	285	13.2	14.0	23.2	1.83	2.36	C73
Adrenal gland	3	0.2	0.2	0.3	0.03	0.06	0	0.0	0.0	0.0	0.00	0.00	C74
Other endocrine	2	0.1	0.1	0.2	0.02	0.02	3	0.1	0.1	0.2	0.00	0.02	C75
Hodgkin lymphoma	17	1.1	0.9	1.7	0.10	0.17	19	0.9	0.9	1.7	0.12	0.14	C81
Non-Hodgkin lymphoma	69	4.3	3.7	6.9	0.52	0.78	80	3.7	3.9	6.5	0.39	0.75	C82-86,C96
Immunoproliferative diseases	3	0.2	0.2	0.3	0.01	0.05	5	0.2	0.2	0.3	0.01	0.01	C88
Multiple myeloma	10	0.6	0.5	1.0	0.05	0.12	16	0.7	0.8	1.1	0.08	0.09	C90
Lymphoid leukaemia	30	1.9	1.6	3.2	0.16	0.22	19	0.9	0.9	1.8	0.11	0.19	C91
Myeloid leukaemia	15	0.9	0.8	1.4	0.06	0.14	19	0.9	0.9	1.7	0.09	0.16	C92-94
Leukaemia unspecified	7	0.4	0.4	0.7	0.02	0.07	9	0.4	0.4	0.6	0.03	0.07	C95
Myeloproliferative disorders	0	0.0	0.0	0.0	0.00	0.00	0	0.0	0.0	0.0	0.00	0.00	MPD
Myelodysplastic syndromes	3	0.2	0.2	0.3	0.01	0.04	2	0.1	0.1	0.2	0.01	0.01	MDS
Other and unspecified	60	3.8	3.2	5.9	0.37	0.64	76	3.5	3.7	5.5	0.31	0.58	O&U
All sites	1663		90.0	163.0	8.21	18.86	2241		110.0	170.2	11.16	18.77	C00-96
All sites except C44	1588	100.0	85.9	156.0	7.94	18.09	2162	100.0	106.1	164.8	10.94	18.19	C00-96 exc. C44

*See note following population pyramid

Colombia, Pasto

CONTRIBUTORS

María Clara Yépez
 Daniel Jurado
 Luisa Mercedes Bravo



NOTES ON THE DATA

†C67 (bladder cancer) includes neoplasms of uncertain or unknown behaviour together with invasive cancers.

20 major cancers, ASR (World) per 100 000

<i>Male</i>		<i>Female</i>	
Non-melanoma skin cancer	30.8	Non-melanoma skin cancer	39.4
Prostate	27.1	Breast	27.8
Stomach	26.5	Cervix uteri	18.1
Non-Hodgkin lymphoma	8.8	Stomach	11.9
Other and unspecified	7.1	Thyroid	11.8
Trachea, bronchus, and lung	6.8	Other and unspecified	9.1
Colon	4.5	Ovary	7.3
Lymphoid leukaemia	3.8	Colon	5.4
Rectum	3.8	Trachea, bronchus, and lung	5.0
Brain and nervous system	3.7	Non-Hodgkin lymphoma	4.9
Testis	3.6	Gallbladder etc.	4.2
Bladder	3.5	Brain and nervous system	4.2
Melanoma of skin	3.0	Corpus uteri	4.1
Pancreas	2.8	Melanoma of skin	3.9
Thyroid	2.6	Pancreas	3.7
Liver	2.6	Rectum	3.6
Gallbladder etc.	2.5	Liver	2.7
Multiple myeloma	2.5	Lymphoid leukaemia	2.2
Connective and soft tissue	2.1	Bladder	1.6
Kidney	2.0	Kidney	1.5
All sites	164.9	All sites	184.9

Colombia, Pasto (2008–2012)

SITE	Male						Female						ICD-10
	§No. cases	Freq. (%)	Crude rate (per 100 000)	ASR world	Cum. rates 0-64 (%)	0-74 (%)	§No. cases	Freq. (%)	Crude rate (per 100 000)	ASR world	Cum. rates 0-64 (%)	0-74 (%)	
Lip	0	0.0	0.0	0.0	0.00	0.00	0	0.0	0.0	0.0	0.00	0.00	C00
Tongue	2	0.2	0.1	0.2	0.01	0.01	4	0.2	0.2	0.3	0.01	0.03	C01-02
Mouth	3	0.2	0.2	0.3	0.01	0.04	1	0.1	0.0	0.1	0.01	0.01	C03-06
Salivary glands	5	0.4	0.3	0.6	0.04	0.04	1	0.1	0.0	0.1	0.01	0.01	C07-08
Tonsil	0	0.0	0.0	0.0	0.00	0.00	1	0.1	0.0	0.1	0.00	0.00	C09
Other oropharynx	0	0.0	0.0	0.0	0.00	0.00	0	0.0	0.0	0.0	0.00	0.00	C10
Nasopharynx	1	0.1	0.1	0.1	0.01	0.01	0	0.0	0.0	0.0	0.00	0.00	C11
Hypopharynx	0	0.0	0.0	0.0	0.00	0.00	0	0.0	0.0	0.0	0.00	0.00	C12-13
Pharynx unspecified	0	0.0	0.0	0.0	0.00	0.00	0	0.0	0.0	0.0	0.00	0.00	C14
Oesophagus	15	1.2	0.8	1.5	0.05	0.13	11	0.7	0.5	1.0	0.01	0.14	C15
Stomach	247	19.7	12.5	26.5	1.23	2.97	138	8.3	6.5	11.9	0.55	1.39	C16
Small intestine	4	0.3	0.2	0.5	0.04	0.07	6	0.4	0.3	0.6	0.03	0.08	C17
Colon	43	3.4	2.2	4.5	0.20	0.45	62	3.7	2.9	5.4	0.30	0.60	C18
Rectum	34	2.7	1.7	3.8	0.21	0.50	42	2.5	2.0	3.6	0.23	0.39	C19-20
Anus	2	0.2	0.1	0.2	0.00	0.02	6	0.4	0.3	0.5	0.02	0.07	C21
Liver	26	2.1	1.3	2.6	0.08	0.21	32	1.9	1.5	2.7	0.14	0.20	C22
Gallbladder etc.	22	1.8	1.1	2.5	0.16	0.33	49	2.9	2.3	4.2	0.18	0.50	C23-24
Pancreas	24	1.9	1.2	2.8	0.15	0.36	41	2.5	1.9	3.7	0.14	0.48	C25
Nose, sinuses etc.	4	0.3	0.2	0.5	0.01	0.08	2	0.1	0.1	0.1	0.01	0.01	C30-31
Larynx	12	1.0	0.6	1.4	0.06	0.19	0	0.0	0.0	0.0	0.00	0.00	C32
Trachea, bronchus, and lung	59	4.7	3.0	6.8	0.32	0.90	59	3.5	2.8	5.0	0.18	0.65	C33-34
Other thoracic organs	3	0.2	0.2	0.3	0.01	0.04	3	0.2	0.1	0.3	0.01	0.04	C37-38
Bone	5	0.4	0.3	0.5	0.03	0.03	8	0.5	0.4	0.7	0.04	0.04	C40-41
Melanoma of skin	28	2.2	1.4	3.0	0.16	0.36	44	2.6	2.1	3.9	0.23	0.47	C43
Other skin	283		14.3	30.8	1.48	3.37	460		21.5	39.4	1.72	4.36	C44
Mesothelioma	3	0.2	0.2	0.3	0.02	0.05	1	0.1	0.0	0.1	0.01	0.01	C45
Kaposi sarcoma	8	0.6	0.4	0.8	0.03	0.09	0	0.0	0.0	0.0	0.00	0.00	C46
Connective and soft tissue	19	1.5	1.0	2.1	0.15	0.26	11	0.7	0.5	0.9	0.04	0.06	C47+C49
Breast	3	0.2	0.2	0.4	0.02	0.04	313	18.8	14.6	27.8	1.98	3.14	C50
Vulva							6	0.4	0.3	0.5	0.00	0.04	C51
Vagina							3	0.2	0.1	0.3	0.02	0.02	C52
Cervix uteri							211	12.7	9.9	18.1	1.35	1.96	C53
Corpus uteri							43	2.6	2.0	4.1	0.28	0.55	C54
Uterus unspecified							3	0.2	0.1	0.3	0.02	0.02	C55
Ovary							84	5.0	3.9	7.3	0.52	0.79	C56
Other female genital organs							0	0.0	0.0	0.0	0.00	0.00	C57
Placenta							1	0.1	0.0	0.1	0.01	0.01	C58
Penis	18	1.4	0.9	1.9	0.14	0.23							C60
Prostate	248	19.8	12.5	27.1	1.04	3.01							C61
Testis	41	3.3	2.1	3.6	0.28	0.28							C62
Other male genital organs	1	0.1	0.1	0.1	0.00	0.00							C63
Kidney	16	1.3	0.8	2.0	0.11	0.21	15	0.9	0.7	1.5	0.12	0.16	C64
Renal pelvis	1	0.1	0.1	0.1	0.00	0.02	1	0.1	0.0	0.1	0.01	0.01	C65
Ureter	0	0.0	0.0	0.0	0.00	0.00	0	0.0	0.0	0.0	0.00	0.00	C66
†Bladder	33	2.6	1.7	3.5	0.15	0.37	19	1.1	0.9	1.6	0.05	0.14	C67
Other urinary organs	1	0.1	0.1	0.1	0.01	0.01	1	0.1	0.0	0.1	0.00	0.00	C68
Eye	5	0.4	0.3	0.6	0.03	0.05	2	0.1	0.1	0.2	0.01	0.01	C69
Brain and nervous system	35	2.8	1.8	3.7	0.25	0.31	46	2.8	2.2	4.2	0.30	0.39	C70-72
Thyroid	28	2.2	1.4	2.6	0.19	0.23	139	8.3	6.5	11.8	0.87	1.18	C73
Adrenal gland	0	0.0	0.0	0.0	0.00	0.00	0	0.0	0.0	0.0	0.00	0.00	C74
Other endocrine	0	0.0	0.0	0.0	0.00	0.00	2	0.1	0.1	0.2	0.02	0.02	C75
Hodgkin lymphoma	14	1.1	0.7	1.5	0.11	0.17	12	0.7	0.6	1.1	0.06	0.13	C81
Non-Hodgkin lymphoma	82	6.6	4.1	8.8	0.41	0.98	59	3.5	2.8	4.9	0.28	0.45	C82-86,C96
Immunoproliferative diseases	1	0.1	0.1	0.1	0.01	0.01	2	0.1	0.1	0.2	0.02	0.02	C88
Multiple myeloma	23	1.8	1.2	2.5	0.17	0.28	16	1.0	0.7	1.4	0.12	0.16	C90
Lymphoid leukaemia	35	2.8	1.8	3.8	0.17	0.28	23	1.4	1.1	2.2	0.11	0.19	C91
Myeloid leukaemia	15	1.2	0.8	1.6	0.09	0.23	16	1.0	0.7	1.4	0.07	0.17	C92-94
Leukaemia unspecified	4	0.3	0.2	0.4	0.03	0.03	6	0.4	0.3	0.5	0.01	0.05	C95
Myeloproliferative disorders	3	0.2	0.2	0.3	0.01	0.03	8	0.5	0.4	0.6	0.01	0.06	MPD
Myelodysplastic syndromes	9	0.7	0.5	0.8	0.01	0.04	13	0.8	0.6	1.0	0.02	0.06	MDS
Other and unspecified	66	5.3	3.3	7.1	0.24	0.77	101	6.1	4.7	9.1	0.37	1.08	O&U
All sites	1534		77.5	164.9	7.96	18.10	2127		99.5	184.9	10.51	20.31	C00-96
All sites except C44	1251	100.0	63.2	134.1	6.47	14.73	1667	100.0	77.9	145.6	8.78	15.95	C00-96 exc. C44

§Includes 1 case of unknown age

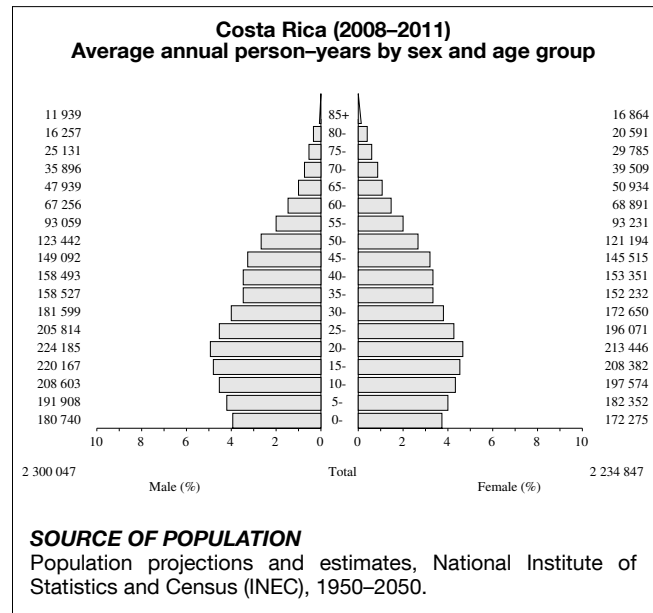
§Includes 3 cases of unknown age

† See note following population pyramid

Costa Rica

CONTRIBUTORS

María Ethel Trejos S.
 Rosa María Vargas A.
 Guillermo Torres A.
 Bernardo Moreira M.
 María Guevara O.



NOTES ON THE DATA

†C67 (bladder cancer) includes neoplasms of uncertain or unknown behaviour together with invasive cancers.

20 major cancers, ASR (World) per 100 000

<i>Male</i>		<i>Female</i>	
Prostate	54.2	Non-melanoma skin cancer	45.1
Non-melanoma skin cancer	53.0	Breast	42.3
Stomach	20.9	Thyroid	18.5
Other and unspecified	11.8	Cervix uteri	13.2
Colon	9.5	Stomach	12.7
Trachea, bronchus, and lung	8.8	Colon	10.0
Non-Hodgkin lymphoma	7.1	Other and unspecified	9.9
Bladder	5.3	Corpus uteri	7.2
Liver	5.3	Ovary	5.3
Rectum	5.2	Non-Hodgkin lymphoma	5.1
Kidney	3.9	Trachea, bronchus, and lung	4.3
Brain and nervous system	3.7	Rectum	4.0
Testis	3.6	Liver	3.6
Pancreas	3.5	Pancreas	3.1
Lymphoid leukaemia	3.2	Brain and nervous system	2.9
Thyroid	3.1	Kidney	2.5
Larynx	2.7	Lymphoid leukaemia	2.4
Melanoma of skin	2.3	Melanoma of skin	2.1
Hodgkin lymphoma	2.1	Connective and soft tissue	2.0
Oesophagus	1.8	Gallbladder etc.	1.9
All sites	226.8	All sites	212.1

Costa Rica (2008–2011)

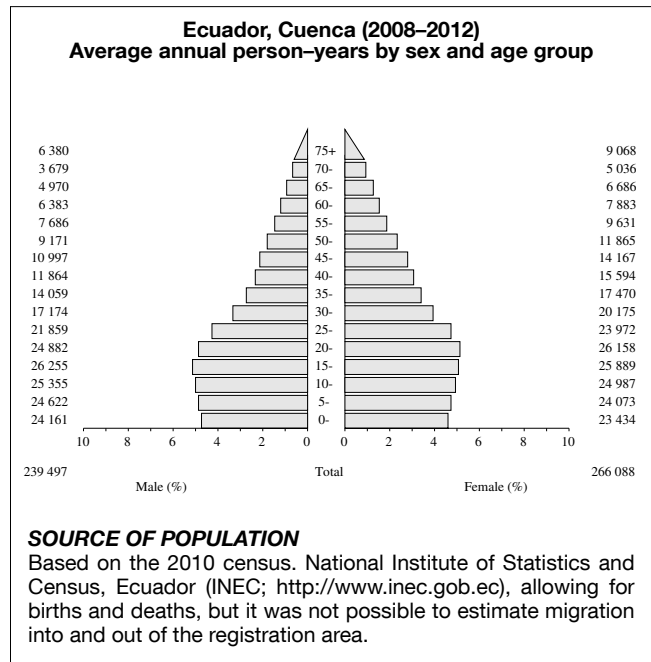
SITE	Male						Female						ICD-10
	No. cases	Freq. (%)	Crude rate (per 100 000)	ASR world	Cum. rates 0-64 (%)	0-74 (%)	No. cases	Freq. (%)	Crude rate (per 100 000)	ASR world	Cum. rates 0-64 (%)	0-74 (%)	
Lip	3	0.0	0.0	0.0	0.00	0.00	2	0.0	0.0	0.0	0.00	0.00	C00
Tongue	61	0.4	0.3	0.7	0.04	0.08	48	0.3	0.3	0.5	0.03	0.06	C01-02
Mouth	72	0.5	0.4	0.9	0.04	0.11	44	0.3	0.2	0.4	0.02	0.05	C03-06
Salivary glands	69	0.5	0.4	0.8	0.02	0.08	51	0.3	0.3	0.5	0.03	0.05	C07-08
Tonsil	45	0.3	0.2	0.5	0.05	0.06	10	0.1	0.1	0.1	0.01	0.02	C09
Other oropharynx	13	0.1	0.1	0.1	0.01	0.01	4	0.0	0.0	0.1	0.00	0.00	C10
Nasopharynx	55	0.4	0.3	0.6	0.04	0.05	26	0.2	0.1	0.3	0.02	0.03	C11
Hypopharynx	19	0.1	0.1	0.2	0.01	0.02	3	0.0	0.0	0.0	0.00	0.00	C12-13
Pharynx unspecified	12	0.1	0.1	0.1	0.01	0.01	0	0.0	0.0	0.0	0.00	0.00	C14
Oesophagus	151	1.0	0.8	1.8	0.06	0.21	61	0.4	0.3	0.6	0.02	0.06	C15
Stomach	1811	12.3	9.8	20.9	0.90	2.41	1231	7.9	6.9	12.7	0.64	1.39	C16
Small intestine	56	0.4	0.3	0.7	0.03	0.09	45	0.3	0.3	0.5	0.02	0.06	C17
Colon	824	5.6	4.5	9.5	0.45	1.09	932	6.0	5.2	10.0	0.53	1.18	C18
Rectum	442	3.0	2.4	5.2	0.28	0.60	377	2.4	2.1	4.0	0.25	0.42	C19-20
Anus	31	0.2	0.2	0.4	0.02	0.04	42	0.3	0.2	0.5	0.02	0.05	C21
Liver	439	3.0	2.4	5.3	0.22	0.63	338	2.2	1.9	3.6	0.16	0.39	C22
Gallbladder etc.	108	0.7	0.6	1.3	0.06	0.15	180	1.2	1.0	1.9	0.09	0.23	C23-24
Pancreas	299	2.0	1.6	3.5	0.14	0.39	304	2.0	1.7	3.1	0.12	0.33	C25
Nose, sinuses etc.	26	0.2	0.1	0.3	0.02	0.03	21	0.1	0.1	0.2	0.01	0.02	C30-31
Larynx	229	1.6	1.2	2.7	0.12	0.36	33	0.2	0.2	0.4	0.02	0.04	C32
Trachea, bronchus, and lung	733	5.0	4.0	8.8	0.33	1.07	395	2.5	2.2	4.3	0.19	0.51	C33-34
Other thoracic organs	37	0.3	0.2	0.4	0.02	0.03	17	0.1	0.1	0.2	0.01	0.01	C37-38
Bone	98	0.7	0.5	1.1	0.07	0.09	87	0.6	0.5	1.0	0.07	0.09	C40-41
Melanoma of skin	205	1.4	1.1	2.3	0.12	0.26	201	1.3	1.1	2.1	0.14	0.21	C43
Other skin	4586		24.9	53.0	2.29	5.87	4357		24.4	45.1	2.21	4.84	C44
Mesothelioma	8	0.1	0.0	0.1	0.01	0.01	4	0.0	0.0	0.0	0.00	0.00	C45
Kaposi sarcoma	38	0.3	0.2	0.4	0.03	0.03	5	0.0	0.0	0.0	0.00	0.00	C46
Connective and soft tissue	159	1.1	0.9	1.8	0.10	0.21	188	1.2	1.1	2.0	0.13	0.19	C47+C49
Breast	38	0.3	0.2	0.4	0.02	0.05	3843	24.7	21.5	42.3	3.02	4.88	C50
Vulva							70	0.4	0.4	0.7	0.03	0.09	C51
Vagina							59	0.4	0.3	0.6	0.04	0.07	C52
Cervix uteri							1284	8.3	7.2	13.2	0.99	1.26	C53
Corpus uteri							639	4.1	3.6	7.2	0.53	0.89	C54
Uterus unspecified							61	0.4	0.3	0.6	0.04	0.06	C55
Ovary							493	3.2	2.8	5.3	0.37	0.57	C56
Other female genital organs							10	0.1	0.1	0.1	0.01	0.01	C57
Placenta							12	0.1	0.1	0.1	0.01	0.01	C58
Penis	111	0.8	0.6	1.3	0.07	0.13							C60
Prostate	4368	29.6	23.7	54.2	2.08	6.91							C61
Testis	379	2.6	2.1	3.6	0.25	0.26							C62
Other male genital organs	5	0.0	0.0	0.1	0.00	0.01							C63
Kidney	328	2.2	1.8	3.9	0.24	0.44	218	1.4	1.2	2.5	0.17	0.30	C64
Renal pelvis	3	0.0	0.0	0.0	0.00	0.00	6	0.0	0.0	0.1	0.00	0.01	C65
Ureter	0	0.0	0.0	0.0	0.00	0.00	1	0.0	0.0	0.0	0.00	0.00	C66
†Bladder	447	3.0	2.4	5.3	0.19	0.59	160	1.0	0.9	1.6	0.06	0.16	C67
Other urinary organs	0	0.0	0.0	0.0	0.00	0.00	4	0.0	0.0	0.0	0.00	0.00	C68
Eye	49	0.3	0.3	0.6	0.03	0.05	34	0.2	0.2	0.5	0.02	0.03	C69
Brain and nervous system	325	2.2	1.8	3.7	0.24	0.35	253	1.6	1.4	2.9	0.19	0.30	C70-72
Thyroid	296	2.0	1.6	3.1	0.24	0.32	1762	11.3	9.9	18.5	1.53	1.84	C73
Adrenal gland	15	0.1	0.1	0.2	0.01	0.01	26	0.2	0.1	0.3	0.01	0.02	C74
Other endocrine	8	0.1	0.0	0.1	0.00	0.01	9	0.1	0.1	0.1	0.00	0.01	C75
Hodgkin lymphoma	197	1.3	1.1	2.1	0.14	0.18	170	1.1	1.0	1.7	0.11	0.14	C81
Non-Hodgkin lymphoma	614	4.2	3.3	7.1	0.40	0.77	462	3.0	2.6	5.1	0.29	0.61	C82-86,C96
Immunoproliferative diseases	12	0.1	0.1	0.1	0.01	0.02	14	0.1	0.1	0.1	0.01	0.01	C88
Multiple myeloma	82	0.6	0.4	1.0	0.03	0.11	54	0.3	0.3	0.6	0.03	0.08	C90
Lymphoid leukaemia	254	1.7	1.4	3.2	0.17	0.21	183	1.2	1.0	2.4	0.13	0.15	C91
Myeloid leukaemia	132	0.9	0.7	1.5	0.08	0.15	111	0.7	0.6	1.2	0.07	0.12	C92-94
Leukaemia unspecified	13	0.1	0.1	0.1	0.01	0.01	12	0.1	0.1	0.1	0.01	0.02	C95
Myeloproliferative disorders	2	0.0	0.0	0.0	0.00	0.00	0	0.0	0.0	0.0	0.00	0.00	MPD
Myelodysplastic syndromes	4	0.0	0.0	0.0	0.00	0.01	2	0.0	0.0	0.0	0.00	0.00	MDS
Other and unspecified	1028	7.0	5.6	11.8	0.56	1.26	962	6.2	5.4	9.9	0.51	0.99	O&U
All sites	19339		105.1	226.8	10.25	25.86	19920		111.4	212.1	12.94	22.89	C00-96
All sites except C44	14753	100.0	80.2	173.9	7.96	19.99	15563	100.0	87.0	167.0	10.73	18.06	C00-96 exc. C44

† See note following population pyramid

Ecuador, Cuenca

CONTRIBUTORS

Fray Martinez-Reyes
 Raul Alvarado-Corral
 Lorena Abril-Mogrovejo
 Christian Castro-Hugo
 Lourdes Perez-Meza



20 major cancers, ASR (World) per 100 000

<i>Male</i>		<i>Female</i>	
Prostate	44.7	Breast	24.5
Non-melanoma skin cancer	27.0	Non-melanoma skin cancer	23.8
Stomach	19.6	Thyroid	18.2
Non-Hodgkin lymphoma	9.0	Cervix uteri	14.1
Other and unspecified	7.3	Stomach	14.1
Trachea, bronchus, and lung	6.0	Ovary	8.5
Kidney	5.5	Non-Hodgkin lymphoma	8.5
Liver	4.8	Other and unspecified	5.9
Colon	4.5	Gallbladder etc.	5.6
Thyroid	4.2	Colon	5.0
Brain and nervous system	4.2	Rectum	4.3
Bladder	3.7	Liver	4.0
Melanoma of skin	3.6	Corpus uteri	3.9
Gallbladder etc.	3.5	Melanoma of skin	3.7
Testis	3.4	Pancreas	3.6
Lymphoid leukaemia	3.4	Brain and nervous system	3.0
Pancreas	3.3	Trachea, bronchus, and lung	2.8
Rectum	2.8	Kidney	2.7
Myeloid leukaemia	2.7	Lymphoid leukaemia	2.4
Connective and soft tissue	2.5	Connective and soft tissue	2.2
All sites	179.7	All sites	173.2

Ecuador, Cuenca (2008–2012)

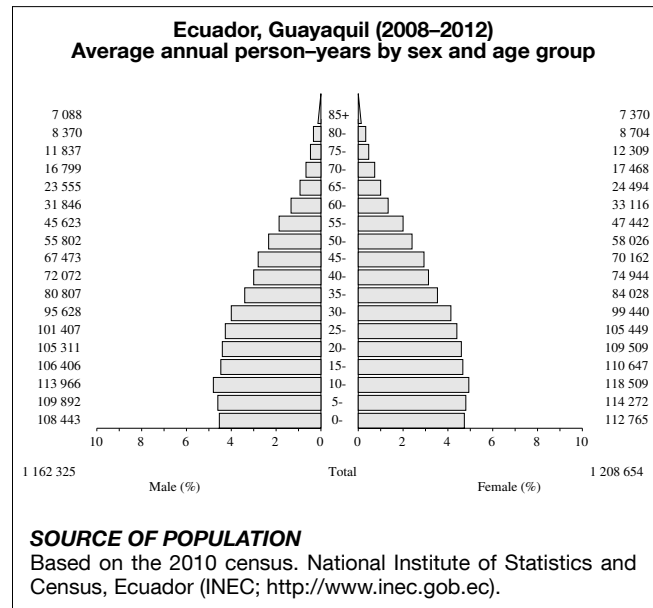
SITE	Male						Female						ICD-10
	§No. cases	Freq. (%)	Crude rate (per 100 000)	ASR world	Cum. rates 0-64 (%)	0-74	No. cases	Freq. (%)	Crude rate (per 100 000)	ASR world	Cum. rates 0-64 (%)	0-74	
Lip	0	0.0	0.0	0.0	0.00	0.00	0	0.0	0.0	0.0	0.00	0.00	C00
Tongue	5	0.3	0.2	0.5	0.03	0.05	8	0.4	0.3	0.5	0.03	0.05	C01-02
Mouth	8	0.5	0.3	0.8	0.09	0.09	8	0.4	0.3	0.5	0.02	0.05	C03-06
Salivary glands	5	0.3	0.2	0.5	0.03	0.05	3	0.1	0.1	0.3	0.01	0.04	C07-08
Tonsil	3	0.2	0.1	0.3	0.02	0.07	1	0.0	0.0	0.1	0.00	0.00	C09
Other oropharynx	3	0.2	0.1	0.3	0.01	0.05	0	0.0	0.0	0.0	0.00	0.00	C10
Nasopharynx	1	0.1	0.0	0.1	0.01	0.01	0	0.0	0.0	0.0	0.00	0.00	C11
Hypopharynx	1	0.1	0.0	0.1	0.00	0.00	0	0.0	0.0	0.0	0.00	0.00	C12-13
Pharynx unspecified	0	0.0	0.0	0.0	0.00	0.00	0	0.0	0.0	0.0	0.00	0.00	C14
Oesophagus	17	1.0	0.7	1.6	0.05	0.21	2	0.1	0.1	0.1	0.01	0.01	C15
Stomach	219	13.4	9.1	19.6	1.02	1.88	219	10.6	8.2	14.1	0.59	1.34	C16
Small intestine	5	0.3	0.2	0.4	0.01	0.04	10	0.5	0.4	0.7	0.04	0.09	C17
Colon	47	2.9	2.0	4.5	0.25	0.49	73	3.5	2.7	5.0	0.27	0.51	C18
Rectum	28	1.7	1.2	2.8	0.13	0.33	58	2.8	2.2	4.3	0.30	0.45	C19-20
Anus	1	0.1	0.0	0.1	0.00	0.02	8	0.4	0.3	0.5	0.03	0.07	C21
Liver	50	3.1	2.1	4.8	0.15	0.61	61	3.0	2.3	4.0	0.09	0.49	C22
Gallbladder etc.	38	2.3	1.6	3.5	0.20	0.33	78	3.8	2.9	5.6	0.29	0.65	C23-24
Pancreas	33	2.0	1.4	3.3	0.08	0.50	58	2.8	2.2	3.6	0.09	0.38	C25
Nose, sinuses etc.	3	0.2	0.1	0.3	0.01	0.07	3	0.1	0.1	0.2	0.01	0.03	C30-31
Larynx	14	0.9	0.6	1.3	0.04	0.16	3	0.1	0.1	0.2	0.01	0.01	C32
Trachea, bronchus, and lung	68	4.1	2.8	6.0	0.29	0.59	41	2.0	1.5	2.8	0.14	0.28	C33-34
Other thoracic organs	5	0.3	0.2	0.4	0.02	0.04	2	0.1	0.1	0.1	0.01	0.01	C37-38
Bone	10	0.6	0.4	0.8	0.04	0.09	6	0.3	0.2	0.4	0.03	0.03	C40-41
Melanoma of skin	37	2.3	1.5	3.6	0.26	0.40	52	2.5	2.0	3.7	0.21	0.39	C43
Other skin	288		12.0	27.0	1.11	3.17	360		13.5	23.8	1.05	2.47	C44
Mesothelioma	1	0.1	0.0	0.1	0.00	0.03	2	0.1	0.1	0.1	0.00	0.01	C45
Kaposi sarcoma	1	0.1	0.0	0.1	0.01	0.01	0	0.0	0.0	0.0	0.00	0.00	C46
Connective and soft tissue	27	1.6	1.1	2.5	0.16	0.25	29	1.4	1.1	2.2	0.14	0.26	C47+C49
Breast	6	0.4	0.3	0.6	0.03	0.08	311	15.1	11.7	24.5	1.97	2.62	C50
Vulva							8	0.4	0.3	0.4	0.00	0.04	C51
Vagina							3	0.1	0.1	0.2	0.00	0.02	C52
Cervix uteri							190	9.2	7.1	14.1	1.10	1.41	C53
Corpus uteri							46	2.2	1.7	3.9	0.34	0.49	C54
Uterus unspecified							17	0.8	0.6	1.2	0.06	0.13	C55
Ovary							112	5.4	4.2	8.5	0.48	1.09	C56
Other female genital organs							0	0.0	0.0	0.0	0.00	0.00	C57
Placenta							3	0.1	0.1	0.2	0.01	0.01	C58
Penis	6	0.4	0.3	0.6	0.03	0.07							C60
Prostate	465	28.4	19.4	44.7	1.81	5.70							C61
Testis	43	2.6	1.8	3.4	0.25	0.25							C62
Other male genital organs	2	0.1	0.1	0.2	0.01	0.01							C63
Kidney	54	3.3	2.3	5.5	0.35	0.66	36	1.7	1.4	2.7	0.21	0.27	C64
Renal pelvis	0	0.0	0.0	0.0	0.00	0.00	0	0.0	0.0	0.0	0.00	0.00	C65
Ureter	0	0.0	0.0	0.0	0.00	0.00	0	0.0	0.0	0.0	0.00	0.00	C66
Bladder	42	2.6	1.8	3.7	0.15	0.40	23	1.1	0.9	1.5	0.07	0.15	C67
Other urinary organs	2	0.1	0.1	0.2	0.00	0.00	0	0.0	0.0	0.0	0.00	0.00	C68
Eye	4	0.2	0.2	0.4	0.03	0.05	3	0.1	0.1	0.2	0.02	0.02	C69
Brain and nervous system	47	2.9	2.0	4.2	0.27	0.33	39	1.9	1.5	3.0	0.18	0.30	C70-72
Thyroid	46	2.8	1.9	4.2	0.30	0.40	242	11.8	9.1	18.2	1.50	1.72	C73
Adrenal gland	0	0.0	0.0	0.0	0.00	0.00	0	0.0	0.0	0.0	0.00	0.00	C74
Other endocrine	1	0.1	0.0	0.1	0.01	0.01	0	0.0	0.0	0.0	0.00	0.00	C75
Hodgkin lymphoma	14	0.9	0.6	1.2	0.05	0.15	12	0.6	0.5	0.9	0.04	0.10	C81
Non-Hodgkin lymphoma	98	6.0	4.1	9.0	0.46	0.98	118	5.7	4.4	8.5	0.52	0.97	C82-86,C96
Immunoproliferative diseases	0	0.0	0.0	0.0	0.00	0.00	3	0.1	0.1	0.2	0.00	0.02	C88
Multiple myeloma	22	1.3	0.9	2.1	0.14	0.23	18	0.9	0.7	1.3	0.07	0.17	C90
Lymphoid leukaemia	38	2.3	1.6	3.4	0.19	0.26	30	1.5	1.1	2.4	0.13	0.15	C91
Myeloid leukaemia	32	2.0	1.3	2.7	0.14	0.27	27	1.3	1.0	2.0	0.12	0.22	C92-94
Leukaemia unspecified	4	0.2	0.2	0.3	0.02	0.02	3	0.1	0.1	0.2	0.01	0.01	C95
Myeloproliferative disorders	0	0.0	0.0	0.0	0.00	0.00	1	0.0	0.0	0.1	0.00	0.01	MPD
Myelodysplastic syndromes	5	0.3	0.2	0.5	0.01	0.07	2	0.1	0.1	0.2	0.01	0.01	MDS
Other and unspecified	78	4.8	3.3	7.3	0.31	0.83	86	4.2	3.2	5.9	0.35	0.57	O&U
All sites	1927		80.5	179.7	8.55	20.30	2418		90.9	173.2	10.57	18.12	C00-96
All sites except C44	1639	100.0	68.4	152.7	7.44	17.13	2058	100.0	77.3	149.4	9.53	15.65	C00-96 exc. C44

§Includes 1 case of unknown age

Ecuador, Guayaquil

CONTRIBUTORS

- Juan Tanca Campozano
- Leyda Jaramillo Feijoo
- Rina Quinto Briones
- Carlos Campoverde
- Carlos Castro
- Ronald Bastidas
- Geovanny Loor
- Jorge Villarroel



NOTES ON THE DATA

†C67 (bladder cancer) includes neoplasms of uncertain or unknown behaviour together with invasive cancers.

20 major cancers, ASR (World) per 100 000

<i>Male</i>		<i>Female</i>	
Prostate	27.8	Breast	31.7
Non-melanoma skin cancer	22.1	Non-melanoma skin cancer	21.6
Stomach	14.0	Cervix uteri	20.2
Trachea, bronchus, and lung	7.7	Stomach	9.5
Non-Hodgkin lymphoma	7.1	Other and unspecified	7.0
Colon	6.4	Thyroid	6.9
Other and unspecified	6.1	Colon	6.8
Liver	4.2	Corpus uteri	6.0
Brain and nervous system	4.2	Ovary	5.8
Kidney	4.2	Non-Hodgkin lymphoma	5.6
Lymphoid leukaemia	3.4	Trachea, bronchus, and lung	4.8
Bladder	3.0	Liver	4.5
Rectum	2.8	Brain and nervous system	3.8
Pancreas	2.7	Kidney	3.5
Myeloid leukaemia	2.4	Rectum	2.9
Larynx	2.0	Lymphoid leukaemia	2.7
Testis	1.9	Pancreas	2.5
Connective and soft tissue	1.8	Gallbladder etc.	2.3
Multiple myeloma	1.7	Myeloid leukaemia	2.2
Thyroid	1.5	Connective and soft tissue	1.6
All sites	142.1	All sites	165.5

Ecuador, Guayaquil (2008–2012)

SITE	Male						Female						ICD-10
	§No. cases	Freq. (%)	Crude rate (per 100 000)	ASR world	Cum. rates 0-64 (%)	0-74	§No. cases	Freq. (%)	Crude rate (per 100 000)	ASR world	Cum. rates 0-64 (%)	0-74	
Lip	1	0.0	0.0	0.0	0.00	0.00	1	0.0	0.0	0.0	0.00	0.00	C00
Tongue	44	0.7	0.4	0.8	0.04	0.08	37	0.5	0.3	0.7	0.04	0.08	C01-02
Mouth	25	0.4	0.2	0.5	0.03	0.04	23	0.3	0.2	0.4	0.02	0.04	C03-06
Salivary glands	18	0.3	0.2	0.4	0.02	0.06	16	0.2	0.1	0.3	0.02	0.04	C07-08
Tonsil	22	0.3	0.2	0.4	0.03	0.05	10	0.1	0.1	0.2	0.01	0.02	C09
Other oropharynx	2	0.0	0.0	0.0	0.00	0.00	0	0.0	0.0	0.0	0.00	0.00	C10
Nasopharynx	2	0.0	0.0	0.0	0.00	0.00	2	0.0	0.0	0.0	0.00	0.00	C11
Hypopharynx	2	0.0	0.0	0.0	0.00	0.01	1	0.0	0.0	0.0	0.00	0.00	C12-13
Pharynx unspecified	2	0.0	0.0	0.0	0.00	0.00	2	0.0	0.0	0.0	0.00	0.00	C14
Oesophagus	58	0.9	0.5	1.1	0.06	0.15	38	0.5	0.3	0.7	0.03	0.07	C15
Stomach	725	11.4	6.2	14.0	0.61	1.66	556	6.9	4.6	9.5	0.44	0.93	C16
Small intestine	48	0.8	0.4	0.9	0.05	0.11	32	0.4	0.3	0.6	0.03	0.06	C17
Colon	334	5.3	2.9	6.4	0.34	0.73	388	4.8	3.2	6.8	0.31	0.67	C18
Rectum	150	2.4	1.3	2.8	0.16	0.32	158	2.0	1.3	2.9	0.17	0.33	C19-20
Anus	13	0.2	0.1	0.2	0.01	0.02	60	0.7	0.5	1.2	0.06	0.18	C21
Liver	226	3.6	1.9	4.2	0.20	0.45	256	3.2	2.1	4.5	0.15	0.47	C22
Gallbladder etc.	73	1.2	0.6	1.5	0.05	0.20	129	1.6	1.1	2.3	0.11	0.25	C23-24
Pancreas	139	2.2	1.2	2.7	0.11	0.34	141	1.7	1.2	2.5	0.10	0.27	C25
Nose, sinuses etc.	14	0.2	0.1	0.3	0.02	0.02	14	0.2	0.1	0.2	0.01	0.02	C30-31
Larynx	99	1.6	0.9	2.0	0.10	0.26	11	0.1	0.1	0.2	0.01	0.02	C32
Trachea, bronchus, and lung	407	6.4	3.5	7.7	0.33	0.84	264	3.3	2.2	4.8	0.21	0.54	C33-34
Other thoracic organs	27	0.4	0.2	0.5	0.04	0.05	15	0.2	0.1	0.3	0.02	0.03	C37-38
Bone	48	0.8	0.4	0.8	0.05	0.06	43	0.5	0.4	0.7	0.05	0.06	C40-41
Melanoma of skin	76	1.2	0.7	1.5	0.06	0.18	52	0.6	0.4	0.9	0.04	0.10	C43
Other skin	1181		10.2	22.1	0.98	2.42	1194		9.9	21.6	0.96	2.42	C44
Mesothelioma	11	0.2	0.1	0.2	0.02	0.02	5	0.1	0.0	0.1	0.00	0.01	C45
Kaposi sarcoma	56	0.9	0.5	0.9	0.06	0.09	6	0.1	0.0	0.1	0.00	0.01	C46
Connective and soft tissue	103	1.6	0.9	1.8	0.13	0.16	90	1.1	0.7	1.6	0.10	0.16	C47+C49
Breast	18	0.3	0.2	0.3	0.03	0.03	1751	21.7	14.5	31.7	2.29	3.56	C50
Vulva							29	0.4	0.2	0.5	0.02	0.05	C51
Vagina							19	0.2	0.2	0.4	0.02	0.03	C52
Cervix uteri							1169	14.5	9.7	20.2	1.53	2.13	C53
Corpus uteri							319	3.9	2.6	6.0	0.39	0.75	C54
Uterus unspecified							34	0.4	0.3	0.5	0.03	0.04	C55
Ovary							329	4.1	2.7	5.8	0.42	0.62	C56
Other female genital organs							2	0.0	0.0	0.0	0.00	0.00	C57
Placenta							1	0.0	0.0	0.0	0.00	0.00	C58
Penis	47	0.7	0.4	0.9	0.06	0.11							C60
Prostate	1441	22.7	12.4	27.8	0.81	3.08							C61
Testis	117	1.8	1.0	1.9	0.12	0.14							C62
Other male genital organs	3	0.0	0.0	0.1	0.01	0.01							C63
Kidney	212	3.3	1.8	4.2	0.29	0.48	179	2.2	1.5	3.5	0.19	0.40	C64
Renal pelvis	3	0.0	0.0	0.1	0.00	0.01	3	0.0	0.0	0.0	0.00	0.00	C65
Ureter	1	0.0	0.0	0.0	0.00	0.00	0	0.0	0.0	0.0	0.00	0.00	C66
†Bladder	167	2.6	1.4	3.0	0.13	0.31	58	0.7	0.5	1.1	0.04	0.12	C67
Other urinary organs	3	0.0	0.0	0.0	0.00	0.00	2	0.0	0.0	0.0	0.00	0.00	C68
Eye	29	0.5	0.2	0.6	0.03	0.03	17	0.2	0.1	0.3	0.01	0.02	C69
Brain and nervous system	234	3.7	2.0	4.2	0.28	0.35	219	2.7	1.8	3.8	0.23	0.32	C70-72
Thyroid	84	1.3	0.7	1.5	0.11	0.17	405	5.0	3.4	6.9	0.50	0.71	C73
Adrenal gland	2	0.0	0.0	0.0	0.00	0.01	3	0.0	0.0	0.0	0.00	0.00	C74
Other endocrine	2	0.0	0.0	0.0	0.00	0.01	1	0.0	0.0	0.0	0.00	0.00	C75
Hodgkin lymphoma	86	1.4	0.7	1.5	0.09	0.12	54	0.7	0.4	0.9	0.07	0.08	C81
Non-Hodgkin lymphoma	379	6.0	3.3	7.1	0.43	0.76	313	3.9	2.6	5.6	0.31	0.58	C82-86,C96
Immunoproliferative diseases	13	0.2	0.1	0.3	0.01	0.03	19	0.2	0.2	0.3	0.01	0.04	C88
Multiple myeloma	87	1.4	0.7	1.7	0.10	0.21	72	0.9	0.6	1.4	0.07	0.19	C90
Lymphoid leukaemia	180	2.8	1.5	3.4	0.16	0.22	151	1.9	1.2	2.7	0.16	0.19	C91
Myeloid leukaemia	136	2.1	1.2	2.4	0.14	0.21	123	1.5	1.0	2.2	0.13	0.22	C92-94
Leukaemia unspecified	19	0.3	0.2	0.4	0.02	0.04	30	0.4	0.2	0.5	0.03	0.05	C95
Myeloproliferative disorders	4	0.1	0.0	0.1	0.01	0.01	9	0.1	0.1	0.2	0.01	0.01	MPD
Myelodysplastic syndromes	33	0.5	0.3	0.6	0.03	0.06	34	0.4	0.3	0.6	0.03	0.09	MDS
Other and unspecified	319	5.0	2.7	6.1	0.32	0.75	383	4.7	3.2	7.0	0.40	0.81	O&U
All sites	7525		64.7	142.1	6.68	15.47	9272		76.7	165.5	9.80	17.80	C00-96
All sites except C44	6344	100.0	54.6	120.0	5.70	13.05	8078	100.0	66.8	143.9	8.84	15.38	C00-96 exc. C44

† Includes 13 cases of unknown age

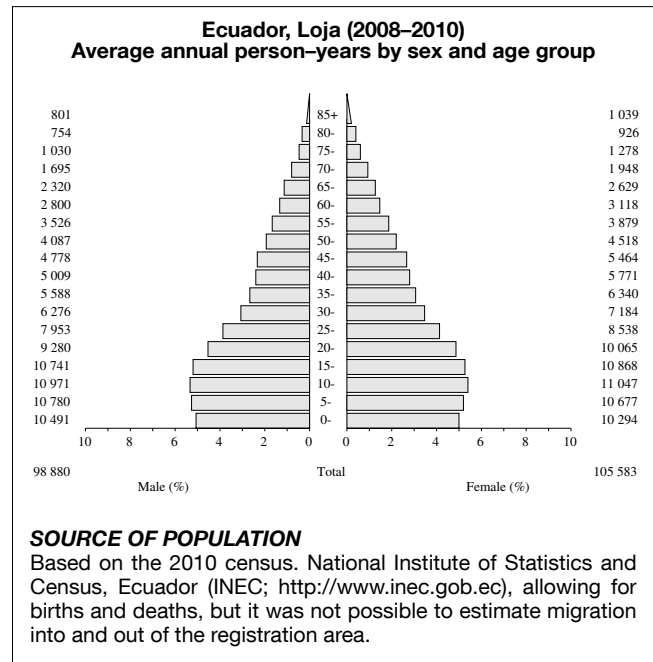
§ Includes 10 cases of unknown age

† See note following population pyramid

Ecuador, Loja

CONTRIBUTORS

Jhoanna Castillo Calvas
 Anny Gomez Castillo



NOTES ON THE DATA

*Rates based on low numbers due to small population.
 †C67 (bladder cancer) includes neoplasms of uncertain or unknown behaviour together with invasive cancers.

20 major cancers, ASR (World) per 100 000

<i>Male</i>		<i>Female</i>	
Prostate	36.6	Thyroid	30.0
Stomach	33.2	Non-melanoma skin cancer	29.0
Non-melanoma skin cancer	32.0	Breast	28.3
Trachea, bronchus, and lung	10.2	Cervix uteri	24.9
Colon	9.5	Stomach	21.2
Non-Hodgkin lymphoma	8.3	Colon	11.3
Kidney	5.8	Non-Hodgkin lymphoma	10.4
Gallbladder etc.	5.1	Ovary	7.7
Rectum	5.1	Other and unspecified	7.1
Myeloid leukaemia	4.6	Gallbladder etc.	7.0
Other and unspecified	4.2	Liver	6.2
Liver	4.2	Rectum	5.8
Brain and nervous system	4.1	Melanoma of skin	4.9
Thyroid	3.9	Brain and nervous system	4.6
Melanoma of skin	3.5	Corpus uteri	4.4
Lymphoid leukaemia	3.3	Trachea, bronchus, and lung	3.9
Testis	3.2	Lymphoid leukaemia	3.0
Multiple myeloma	3.1	Myeloid leukaemia	2.7
Connective and soft tissue	2.8	Connective and soft tissue	2.6
Bladder	2.5	Kidney	2.5
All sites	200.1	All sites	235.8

***Ecuador, Loja (2008–2010)**

SITE	Male						Female						ICD-10
	§No. cases	Freq. (%)	Crude rate (per 100 000)	ASR world	Cum. rates 0-64 (%)	0-74	§No. cases	Freq. (%)	Crude rate (per 100 000)	ASR world	Cum. rates 0-64 (%)	0-74	
Lip	0	0.0	0.0	0.0	0.00	0.00	0	0.0	0.0	0.0	0.00	0.00	C00
Tongue	1	0.2	0.2	0.4	0.03	0.03	3	0.5	0.5	0.9	0.07	0.07	C01-02
Mouth	0	0.0	0.0	0.0	0.00	0.00	3	0.5	0.5	0.7	0.00	0.09	C03-06
Salivary glands	0	0.0	0.0	0.0	0.00	0.00	1	0.2	0.2	0.4	0.00	0.06	C07-08
Tonsil	0	0.0	0.0	0.0	0.00	0.00	0	0.0	0.0	0.0	0.00	0.00	C09
Other oropharynx	0	0.0	0.0	0.0	0.00	0.00	0	0.0	0.0	0.0	0.00	0.00	C10
Nasopharynx	0	0.0	0.0	0.0	0.00	0.00	0	0.0	0.0	0.0	0.00	0.00	C11
Hypopharynx	0	0.0	0.0	0.0	0.00	0.00	0	0.0	0.0	0.0	0.00	0.00	C12-13
Pharynx unspecified	0	0.0	0.0	0.0	0.00	0.00	0	0.0	0.0	0.0	0.00	0.00	C14
Oesophagus	4	0.8	0.7	1.5	0.06	0.23	1	0.2	0.2	0.3	0.03	0.03	C15
Stomach	96	19.9	16.2	33.2	1.32	3.67	75	11.6	11.8	21.2	0.74	2.40	C16
Small intestine	6	1.2	1.0	1.8	0.06	0.15	1	0.2	0.2	0.3	0.00	0.09	C17
Colon	25	5.2	4.2	9.5	0.44	1.31	34	5.2	5.4	11.3	0.91	1.25	C18
Rectum	14	2.9	2.4	5.1	0.38	0.38	19	2.9	3.0	5.8	0.30	0.60	C19-20
Anus	0	0.0	0.0	0.0	0.00	0.00	2	0.3	0.3	0.8	0.08	0.08	C21
Liver	13	2.7	2.2	4.2	0.18	0.45	20	3.1	3.2	6.2	0.18	0.69	C22
Gallbladder etc.	15	3.1	2.5	5.1	0.24	0.56	22	3.4	3.5	7.0	0.34	0.94	C23-24
Pancreas	6	1.2	1.0	2.2	0.14	0.24	7	1.1	1.1	1.5	0.04	0.13	C25
Nose, sinuses etc.	1	0.2	0.2	0.3	0.00	0.00	3	0.5	0.5	1.0	0.06	0.14	C30-31
Larynx	2	0.4	0.3	0.6	0.05	0.05	0	0.0	0.0	0.0	0.00	0.00	C32
Trachea, bronchus, and lung	29	6.0	4.9	10.2	0.48	1.09	13	2.0	2.1	3.9	0.20	0.35	C33-34
Other thoracic organs	1	0.2	0.2	0.4	0.05	0.05	2	0.3	0.3	0.5	0.04	0.04	C37-38
Bone	3	0.6	0.5	1.2	0.12	0.12	2	0.3	0.3	0.7	0.03	0.09	C40-41
Melanoma of skin	9	1.9	1.5	3.5	0.18	0.44	17	2.6	2.7	4.9	0.30	0.53	C43
Other skin	87		14.7	32.0	1.63	3.92	102		16.1	29.0	1.18	3.19	C44
Mesothelioma	0	0.0	0.0	0.0	0.00	0.00	1	0.2	0.2	0.4	0.05	0.05	C45
Kaposi sarcoma	2	0.4	0.3	0.6	0.00	0.00	0	0.0	0.0	0.0	0.00	0.00	C46
Connective and soft tissue	8	1.7	1.3	2.8	0.23	0.23	8	1.2	1.3	2.6	0.19	0.25	C47+C49
Breast	1	0.2	0.2	0.2	0.00	0.00	82	12.7	12.9	28.3	2.11	3.13	C50
Vulva							3	0.5	0.5	0.9	0.05	0.14	C51
Vagina							0	0.0	0.0	0.0	0.00	0.00	C52
Cervix uteri							76	11.7	12.0	24.9	1.61	2.58	C53
Corpus uteri							12	1.9	1.9	4.4	0.16	0.55	C54
Uterus unspecified							5	0.8	0.8	1.5	0.09	0.09	C55
Ovary							23	3.5	3.6	7.7	0.58	0.82	C56
Other female genital organs							0	0.0	0.0	0.0	0.00	0.00	C57
Placenta							0	0.0	0.0	0.0	0.00	0.00	C58
Penis	4	0.8	0.7	1.4	0.07	0.17							C60
Prostate	111	23.0	18.7	36.6	1.24	3.87							C61
Testis	9	1.9	1.5	3.2	0.22	0.22							C62
Other male genital organs	0	0.0	0.0	0.0	0.00	0.00							C63
Kidney	15	3.1	2.5	5.8	0.41	0.62	10	1.5	1.6	2.5	0.09	0.09	C64
Renal pelvis	0	0.0	0.0	0.0	0.00	0.00	1	0.2	0.2	0.3	0.00	0.00	C65
Ureter	0	0.0	0.0	0.0	0.00	0.00	0	0.0	0.0	0.0	0.00	0.00	C66
†Bladder	7	1.5	1.2	2.5	0.00	0.39	5	0.8	0.8	1.3	0.05	0.05	C67
Other urinary organs	0	0.0	0.0	0.0	0.00	0.00	0	0.0	0.0	0.0	0.00	0.00	C68
Eye	1	0.2	0.2	0.4	0.02	0.02	4	0.6	0.6	1.4	0.12	0.12	C69
Brain and nervous system	12	2.5	2.0	4.1	0.32	0.32	14	2.2	2.2	4.6	0.16	0.54	C70-72
Thyroid	10	2.1	1.7	3.9	0.29	0.36	89	13.7	14.0	30.0	2.49	2.89	C73
Adrenal gland	1	0.2	0.2	0.3	0.03	0.03	1	0.2	0.2	0.3	0.02	0.02	C74
Other endocrine	0	0.0	0.0	0.0	0.00	0.00	0	0.0	0.0	0.0	0.00	0.00	C75
Hodgkin lymphoma	4	0.8	0.7	1.1	0.02	0.11	4	0.6	0.6	1.4	0.00	0.30	C81
Non-Hodgkin lymphoma	24	5.0	4.0	8.3	0.35	0.60	33	5.1	5.2	10.4	0.58	1.09	C82-86,C96
Immunoproliferative diseases	0	0.0	0.0	0.0	0.00	0.00	0	0.0	0.0	0.0	0.00	0.00	C88
Multiple myeloma	8	1.7	1.3	3.1	0.21	0.28	4	0.6	0.6	1.0	0.04	0.13	C90
Lymphoid leukaemia	10	2.1	1.7	3.3	0.11	0.38	10	1.5	1.6	3.0	0.11	0.20	C91
Myeloid leukaemia	12	2.5	2.0	4.6	0.26	0.47	8	1.2	1.3	2.7	0.11	0.33	C92-94
Leukaemia unspecified	2	0.4	0.3	0.4	0.00	0.00	1	0.2	0.2	0.3	0.02	0.02	C95
Myeloproliferative disorders	4	0.8	0.7	1.7	0.10	0.23	7	1.1	1.1	2.4	0.10	0.17	MPD
Myelodysplastic syndromes	1	0.2	0.2	0.3	0.00	0.00	0	0.0	0.0	0.0	0.00	0.00	MDS
Other and unspecified	11	2.3	1.9	4.2	0.37	0.44	22	3.4	3.5	7.1	0.45	0.69	O&U
All sites	569		95.9	200.1	9.57	21.42	750		118.4	235.8	13.71	25.00	C00-96
All sites except C44	482	100.0	81.2	168.1	7.94	17.49	648	100.0	102.3	206.8	12.52	21.82	C00-96 exc. C44

§Includes 1 case of unknown age

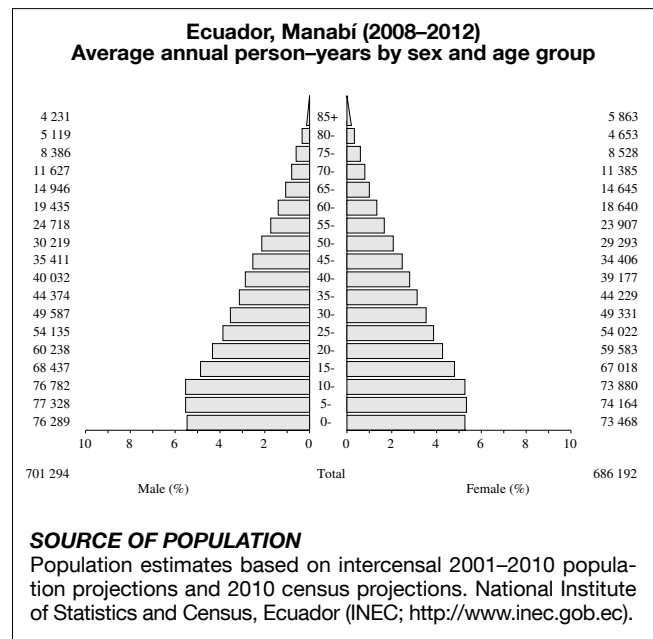
§Includes 2 cases of unknown age

†*See note following population pyramid

Ecuador, Manabí

CONTRIBUTORS

Mariela Mendoza Mendoza
 Juan Carlos González Macías
 Vanessa Zambrano Azúa
 Margarita Basurto
 Rubén Espinoza Guevara



NOTES ON THE DATA

*Low MV%. High DCO%. †C67 (bladder cancer) includes neoplasms of uncertain or unknown behaviour together with invasive cancers.

20 major cancers, ASR (World) per 100 000

<i>Male</i>		<i>Female</i>	
Prostate	19.7	Breast	20.5
Stomach	18.7	Non-melanoma skin cancer	17.4
Non-melanoma skin cancer	17.8	Cervix uteri	16.1
Non-Hodgkin lymphoma	6.0	Stomach	10.3
Trachea, bronchus, and lung	5.7	Thyroid	7.5
Other and unspecified	4.1	Non-Hodgkin lymphoma	5.0
Colon	4.1	Colon	4.8
Liver	3.3	Other and unspecified	4.2
Lymphoid leukaemia	2.5	Ovary	3.5
Brain and nervous system	1.9	Trachea, bronchus, and lung	3.3
Rectum	1.6	Liver	3.2
Kidney	1.6	Corpus uteri	2.7
Connective and soft tissue	1.6	Lymphoid leukaemia	2.1
Pancreas	1.6	Brain and nervous system	1.8
Oesophagus	1.4	Rectum	1.8
Myeloid leukaemia	1.4	Connective and soft tissue	1.5
Testis	1.4	Pancreas	1.3
Bladder	1.2	Gallbladder etc.	1.2
Hodgkin lymphoma	1.2	Kidney	1.1
Penis	1.1	Myeloid leukaemia	1.0
All sites	107.3	All sites	119.6

***Ecuador, Manabí (2008–2012)**

SITE	Male						Female						ICD-10
	§No. cases	Freq. (%)	Crude rate (per 100 000)	ASR world	Cum. rates 0-64 (%)	0-74	§No. cases	Freq. (%)	Crude rate (per 100 000)	ASR world	Cum. rates 0-64 (%)	0-74	
Lip	0	0.0	0.0	0.0	0.00	0.00	0	0.0	0.0	0.0	0.00	0.00	C00
Tongue	12	0.4	0.2	0.4	0.02	0.03	20	0.6	0.3	0.7	0.05	0.07	C01-02
Mouth	11	0.4	0.2	0.3	0.02	0.05	10	0.3	0.1	0.3	0.02	0.03	C03-06
Salivary glands	8	0.3	0.1	0.3	0.02	0.03	11	0.3	0.2	0.3	0.03	0.03	C07-08
Tonsil	5	0.2	0.1	0.2	0.01	0.02	1	0.0	0.0	0.0	0.01	0.01	C09
Other oropharynx	0	0.0	0.0	0.0	0.00	0.00	0	0.0	0.0	0.0	0.00	0.00	C10
Nasopharynx	0	0.0	0.0	0.0	0.00	0.00	1	0.0	0.0	0.0	0.00	0.01	C11
Hypopharynx	0	0.0	0.0	0.0	0.00	0.00	0	0.0	0.0	0.0	0.00	0.00	C12-13
Pharynx unspecified	7	0.2	0.1	0.2	0.01	0.02	1	0.0	0.0	0.0	0.00	0.00	C14
Oesophagus	44	1.5	0.6	1.4	0.07	0.18	13	0.4	0.2	0.4	0.04	0.04	C15
Stomach	587	20.0	8.4	18.7	1.00	2.25	343	10.6	5.0	10.3	0.47	1.16	C16
Small intestine	11	0.4	0.2	0.4	0.02	0.04	5	0.2	0.1	0.2	0.01	0.02	C17
Colon	135	4.6	1.9	4.1	0.20	0.43	161	5.0	2.3	4.8	0.25	0.52	C18
Rectum	52	1.8	0.7	1.6	0.09	0.20	55	1.7	0.8	1.8	0.10	0.20	C19-20
Anus	8	0.3	0.1	0.2	0.01	0.01	21	0.6	0.3	0.7	0.05	0.08	C21
Liver	103	3.5	1.5	3.3	0.18	0.39	107	3.3	1.6	3.2	0.13	0.31	C22
Gallbladder etc.	27	0.9	0.4	0.9	0.06	0.10	41	1.3	0.6	1.2	0.07	0.13	C23-24
Pancreas	49	1.7	0.7	1.6	0.09	0.19	44	1.4	0.6	1.3	0.05	0.13	C25
Nose, sinuses etc.	4	0.1	0.1	0.1	0.01	0.02	3	0.1	0.0	0.1	0.00	0.00	C30-31
Larynx	33	1.1	0.5	1.1	0.06	0.14	7	0.2	0.1	0.2	0.01	0.01	C32
Trachea, bronchus, and lung	190	6.5	2.7	5.7	0.23	0.60	106	3.3	1.5	3.3	0.14	0.38	C33-34
Other thoracic organs	7	0.2	0.1	0.2	0.01	0.02	2	0.1	0.0	0.1	0.01	0.01	C37-38
Bone	27	0.9	0.4	0.8	0.04	0.07	24	0.7	0.3	0.7	0.05	0.06	C40-41
Melanoma of skin	30	1.0	0.4	0.9	0.05	0.10	21	0.6	0.3	0.6	0.04	0.06	C43
Other skin	578		8.2	17.8	0.85	1.97	574		8.4	17.4	0.91	1.90	C44
Mesothelioma	2	0.1	0.0	0.1	0.00	0.00	0	0.0	0.0	0.0	0.00	0.00	C45
Kaposi sarcoma	4	0.1	0.1	0.1	0.01	0.01	0	0.0	0.0	0.0	0.00	0.00	C46
Connective and soft tissue	56	1.9	0.8	1.6	0.08	0.13	48	1.5	0.7	1.5	0.08	0.17	C47+C49
Breast	8	0.3	0.1	0.3	0.02	0.03	620	19.2	9.0	20.5	1.58	2.26	C50
Vulva							15	0.5	0.2	0.5	0.01	0.06	C51
Vagina							16	0.5	0.2	0.6	0.04	0.07	C52
Cervix uteri							499	15.4	7.3	16.1	1.16	1.75	C53
Corpus uteri							81	2.5	1.2	2.7	0.20	0.31	C54
Uterus unspecified							19	0.6	0.3	0.6	0.04	0.07	C55
Ovary							109	3.4	1.6	3.5	0.25	0.37	C56
Other female genital organs							2	0.1	0.0	0.1	0.00	0.01	C57
Placenta							1	0.0	0.0	0.0	0.00	0.00	C58
Penis	36	1.2	0.5	1.1	0.07	0.13							C60
Prostate	670	22.9	9.6	19.7	0.51	2.16							C61
Testis	49	1.7	0.7	1.4	0.08	0.10							C62
Other male genital organs	2	0.1	0.0	0.1	0.01	0.01							C63
Kidney	51	1.7	0.7	1.6	0.12	0.17	35	1.1	0.5	1.1	0.06	0.09	C64
Renal pelvis	0	0.0	0.0	0.0	0.00	0.00	0	0.0	0.0	0.0	0.00	0.00	C65
Ureter	0	0.0	0.0	0.0	0.00	0.00	0	0.0	0.0	0.0	0.00	0.00	C66
†Bladder	44	1.5	0.6	1.2	0.03	0.12	33	1.0	0.5	0.9	0.03	0.09	C67
Other urinary organs	0	0.0	0.0	0.0	0.00	0.00	2	0.1	0.0	0.1	0.00	0.01	C68
Eye	8	0.3	0.1	0.2	0.01	0.02	9	0.3	0.1	0.3	0.01	0.01	C69
Brain and nervous system	64	2.2	0.9	1.9	0.13	0.15	57	1.8	0.8	1.8	0.14	0.16	C70-72
Thyroid	32	1.1	0.5	1.0	0.08	0.09	234	7.2	3.4	7.5	0.61	0.74	C73
Adrenal gland	4	0.1	0.1	0.1	0.02	0.02	1	0.0	0.0	0.0	0.00	0.00	C74
Other endocrine	2	0.1	0.0	0.1	0.00	0.00	0	0.0	0.0	0.0	0.00	0.00	C75
Hodgkin lymphoma	41	1.4	0.6	1.2	0.08	0.11	30	0.9	0.4	0.9	0.05	0.09	C81
Non-Hodgkin lymphoma	197	6.7	2.8	6.0	0.39	0.61	155	4.8	2.3	5.0	0.30	0.58	C82-86,C96
Immunoproliferative diseases	5	0.2	0.1	0.2	0.01	0.01	3	0.1	0.0	0.1	0.00	0.01	C88
Multiple myeloma	24	0.8	0.3	0.8	0.05	0.10	15	0.5	0.2	0.5	0.05	0.07	C90
Lymphoid leukaemia	88	3.0	1.3	2.5	0.12	0.15	66	2.0	1.0	2.1	0.10	0.14	C91
Myeloid leukaemia	45	1.5	0.6	1.4	0.11	0.13	36	1.1	0.5	1.0	0.06	0.07	C92-94
Leukaemia unspecified	9	0.3	0.1	0.3	0.02	0.03	15	0.5	0.2	0.4	0.02	0.04	C95
Myeloproliferative disorders	2	0.1	0.0	0.1	0.00	0.00	2	0.1	0.0	0.1	0.01	0.01	MPD
Myelodysplastic syndromes	3	0.1	0.0	0.1	0.01	0.02	5	0.2	0.1	0.1	0.00	0.02	MDS
Other and unspecified	136	4.6	1.9	4.1	0.22	0.44	131	4.0	1.9	4.2	0.23	0.47	O&U
All sites	3510		50.1	107.3	5.24	11.63	3810		55.5	119.6	7.46	12.86	C00-96
All sites except C44	2932	100.0	41.8	89.4	4.38	9.66	3236	100.0	47.2	102.2	6.55	10.95	C00-96 exc. C44

§Includes 20 cases of unknown age

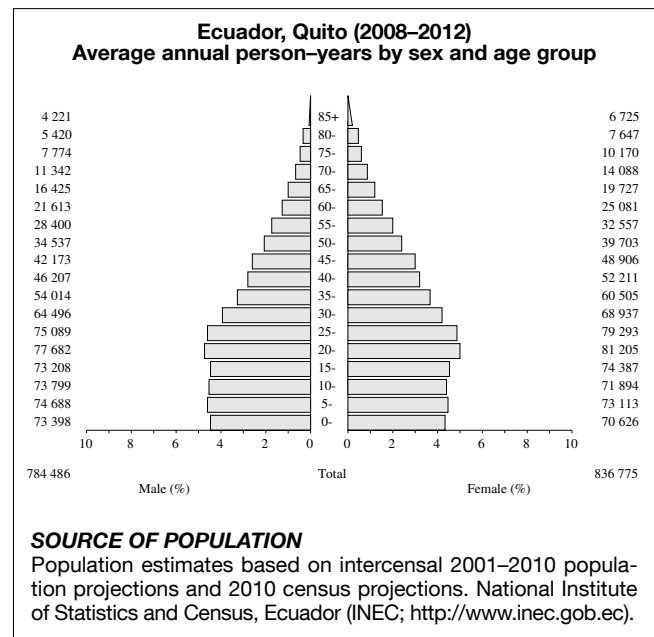
§Includes 16 cases of unknown age

†*See note following population pyramid

Ecuador, Quito

CONTRIBUTORS

Patricia Cueva Ayala
 José Yépez Maldonado
 María Belén Morejón
 Mónica Galarza
 Doris Chauca
 Paulina Bedón
 Silvia Jacho



NOTES ON THE DATA

†C67 (bladder cancer) includes neoplasms of uncertain or unknown behaviour together with invasive cancers.

20 major cancers, ASR (World) per 100 000

<i>Male</i>		<i>Female</i>	
Prostate	59.3	Breast	38.5
Non-melanoma skin cancer	35.8	Non-melanoma skin cancer	31.2
Stomach	21.2	Thyroid	30.9
Non-Hodgkin lymphoma	13.1	Cervix uteri	17.6
Trachea, bronchus, and lung	8.0	Stomach	14.5
Colon	7.7	Non-Hodgkin lymphoma	11.2
Bladder	6.0	Colon	7.8
Liver	5.6	Ovary	7.2
Brain and nervous system	5.5	Trachea, bronchus, and lung	5.9
Testis	5.4	Other and unspecified	5.4
Thyroid	5.2	Corpus uteri	5.4
Rectum	5.1	Gallbladder etc.	5.3
Kidney	5.0	Liver	5.3
Other and unspecified	4.6	Brain and nervous system	4.4
Lymphoid leukaemia	4.6	Rectum	3.9
Gallbladder etc.	4.2	Melanoma of skin	3.7
Melanoma of skin	3.6	Pancreas	3.6
Connective and soft tissue	3.5	Lymphoid leukaemia	3.4
Myeloid leukaemia	3.5	Kidney	3.0
Pancreas	3.0	Myeloid leukaemia	2.6
All sites	228.6	All sites	230.1

Ecuador, Quito (2008–2012)

SITE	Male						Female						ICD-10
	§No. cases	Freq. (%)	Crude rate (per 100 000)	ASR world	Cum. rates 0-64 (%)	0-74	§No. cases	Freq. (%)	Crude rate (per 100 000)	ASR world	Cum. rates 0-64 (%)	0-74	
Lip	0	0.0	0.0	0.0	0.00	0.00	2	0.0	0.0	0.0	0.00	0.00	C00
Tongue	24	0.4	0.3	0.7	0.05	0.07	21	0.3	0.3	0.5	0.03	0.05	C01-02
Mouth	10	0.1	0.1	0.3	0.01	0.04	24	0.3	0.3	0.5	0.02	0.06	C03-06
Salivary glands	26	0.4	0.3	0.7	0.05	0.08	22	0.3	0.3	0.5	0.03	0.06	C07-08
Tonsil	10	0.1	0.1	0.3	0.03	0.03	3	0.0	0.0	0.1	0.00	0.00	C09
Other oropharynx	0	0.0	0.0	0.0	0.00	0.00	0	0.0	0.0	0.0	0.00	0.00	C10
Nasopharynx	3	0.0	0.0	0.1	0.01	0.01	5	0.1	0.1	0.1	0.01	0.01	C11
Hypopharynx	0	0.0	0.0	0.0	0.00	0.00	1	0.0	0.0	0.0	0.00	0.00	C12-13
Pharynx unspecified	5	0.1	0.1	0.1	0.01	0.01	2	0.0	0.0	0.1	0.00	0.01	C14
Oesophagus	63	0.9	0.8	1.7	0.06	0.14	36	0.4	0.4	0.8	0.03	0.08	C15
Stomach	729	10.9	9.3	21.2	0.94	2.49	647	7.7	7.7	14.5	0.75	1.51	C16
Small intestine	40	0.6	0.5	1.2	0.05	0.15	41	0.5	0.5	1.0	0.06	0.13	C17
Colon	264	4.0	3.4	7.7	0.38	0.88	340	4.1	4.1	7.8	0.39	0.79	C18
Rectum	176	2.6	2.2	5.1	0.24	0.60	163	1.9	1.9	3.9	0.21	0.46	C19-20
Anus	9	0.1	0.1	0.3	0.02	0.02	44	0.5	0.5	1.1	0.05	0.15	C21
Liver	189	2.8	2.4	5.6	0.21	0.63	228	2.7	2.7	5.3	0.24	0.58	C22
Gallbladder etc.	143	2.1	1.8	4.2	0.16	0.46	231	2.8	2.8	5.3	0.23	0.57	C23-24
Pancreas	103	1.5	1.3	3.0	0.12	0.35	155	1.8	1.9	3.6	0.13	0.42	C25
Nose, sinuses etc.	16	0.2	0.2	0.5	0.02	0.04	15	0.2	0.2	0.3	0.02	0.03	C30-31
Larynx	57	0.9	0.7	1.8	0.09	0.22	6	0.1	0.1	0.2	0.01	0.02	C32
Trachea, bronchus, and lung	278	4.2	3.5	8.0	0.31	0.86	259	3.1	3.1	5.9	0.32	0.61	C33-34
Other thoracic organs	15	0.2	0.2	0.4	0.02	0.03	13	0.2	0.2	0.3	0.01	0.03	C37-38
Bone	62	0.9	0.8	1.6	0.09	0.13	55	0.7	0.7	1.4	0.09	0.12	C40-41
Melanoma of skin	125	1.9	1.6	3.6	0.18	0.39	162	1.9	1.9	3.7	0.20	0.40	C43
Other skin	1243		15.8	35.8	1.56	3.89	1387		16.6	31.2	1.42	3.32	C44
Mesothelioma	9	0.1	0.1	0.3	0.01	0.04	7	0.1	0.1	0.2	0.01	0.02	C45
Kaposi sarcoma	37	0.6	0.5	1.0	0.07	0.10	4	0.0	0.0	0.1	0.01	0.01	C46
Connective and soft tissue	126	1.9	1.6	3.5	0.20	0.41	100	1.2	1.2	2.3	0.15	0.22	C47+C49
Breast	17	0.3	0.2	0.5	0.03	0.05	1560	18.6	18.6	38.5	2.86	4.46	C50
Vulva							28	0.3	0.3	0.6	0.03	0.07	C51
Vagina							17	0.2	0.2	0.4	0.04	0.04	C52
Cervix uteri							745	8.9	8.9	17.6	1.19	1.95	C53
Corpus uteri							208	2.5	2.5	5.4	0.37	0.67	C54
Uterus unspecified							63	0.8	0.8	1.3	0.06	0.10	C55
Ovary							295	3.5	3.5	7.2	0.50	0.79	C56
Other female genital organs							2	0.0	0.0	0.1	0.00	0.01	C57
Placenta							13	0.2	0.2	0.3	0.02	0.02	C58
Penis	34	0.5	0.4	1.0	0.04	0.10							C60
Prostate	1959	29.3	25.0	59.3	2.10	7.31							C61
Testis	235	3.5	3.0	5.4	0.37	0.40							C62
Other male genital organs	3	0.0	0.0	0.1	0.00	0.01							C63
Kidney	167	2.5	2.1	5.0	0.29	0.59	116	1.4	1.4	3.0	0.19	0.35	C64
Renal pelvis	3	0.0	0.0	0.1	0.00	0.00	2	0.0	0.0	0.0	0.00	0.01	C65
Ureter	1	0.0	0.0	0.0	0.00	0.00	0	0.0	0.0	0.0	0.00	0.00	C66
†Bladder	208	3.1	2.7	6.0	0.21	0.64	97	1.2	1.2	2.2	0.11	0.24	C67
Other urinary organs	1	0.0	0.0	0.0	0.00	0.00	0	0.0	0.0	0.0	0.00	0.00	C68
Eye	30	0.4	0.4	0.8	0.03	0.05	36	0.4	0.4	0.9	0.04	0.07	C69
Brain and nervous system	204	3.1	2.6	5.5	0.37	0.54	179	2.1	2.1	4.4	0.30	0.41	C70-72
Thyroid	191	2.9	2.4	5.2	0.41	0.55	1322	15.8	15.8	30.9	2.51	3.09	C73
Adrenal gland	6	0.1	0.1	0.2	0.01	0.02	5	0.1	0.1	0.1	0.01	0.02	C74
Other endocrine	5	0.1	0.1	0.1	0.01	0.01	1	0.0	0.0	0.0	0.00	0.00	C75
Hodgkin lymphoma	36	0.5	0.5	0.9	0.06	0.08	46	0.5	0.5	1.1	0.07	0.11	C81
Non-Hodgkin lymphoma	459	6.9	5.9	13.1	0.78	1.46	471	5.6	5.6	11.2	0.65	1.28	C82-86,C96
Immunoproliferative diseases	7	0.1	0.1	0.2	0.02	0.03	8	0.1	0.1	0.2	0.01	0.01	C88
Multiple myeloma	96	1.4	1.2	2.9	0.19	0.35	77	0.9	0.9	1.9	0.11	0.23	C90
Lymphoid leukaemia	168	2.5	2.1	4.6	0.25	0.32	132	1.6	1.6	3.4	0.17	0.25	C91
Myeloid leukaemia	132	2.0	1.7	3.5	0.22	0.29	113	1.3	1.4	2.6	0.13	0.21	C92-94
Leukaemia unspecified	16	0.2	0.2	0.4	0.02	0.02	20	0.2	0.2	0.5	0.02	0.04	C95
Myeloproliferative disorders	9	0.1	0.1	0.3	0.02	0.03	9	0.1	0.1	0.2	0.02	0.02	MPD
Myelodysplastic syndromes	13	0.2	0.2	0.3	0.01	0.04	6	0.1	0.1	0.1	0.00	0.02	MDS
Other and unspecified	159	2.4	2.0	4.6	0.23	0.51	229	2.7	2.7	5.4	0.30	0.57	O&U
All sites	7921		101.0	228.6	10.58	25.51	9773		116.8	230.1	14.15	24.70	C00-96
All sites except C44	6678	100.0	85.1	192.8	9.02	21.62	8386	100.0	100.2	198.9	12.73	21.38	C00-96 exc. C44

§Includes 25 cases of unknown age

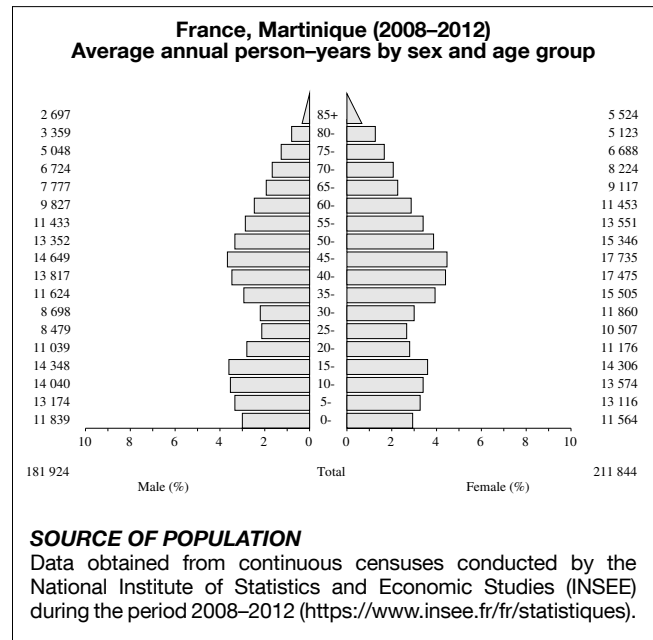
§Includes 27 cases of unknown age

† See note following population pyramid

France, Martinique

CONTRIBUTORS

- Clarisse Joachim
- Jonathan Macni
- Audrey Pomier
- Stephen Ulric-Gervaise
- Marie-José Dorival
- Jacqueline Véronique-Baudin
- Roger Salamon
- Patrick Escarmant



NOTES ON THE DATA

*No DCO registrations.

20 major cancers, ASR (World) per 100 000

<i>Male</i>		<i>Female</i>	
Prostate	165.5	Breast	62.5
Colon	19.4	Colon	15.0
Stomach	12.2	Thyroid	9.7
Trachea, bronchus, and lung	9.5	Corpus uteri	8.3
Rectum	8.7	Stomach	7.2
Pancreas	7.8	Cervix uteri	7.1
Multiple myeloma	6.8	Trachea, bronchus, and lung	7.1
Non-Hodgkin lymphoma	5.9	Multiple myeloma	5.5
Lymphoid leukaemia	5.8	Rectum	5.0
Other and unspecified	4.5	Pancreas	4.7
Myeloid leukaemia	4.2	Ovary	4.7
Oesophagus	4.1	Non-Hodgkin lymphoma	4.0
Brain and nervous system	3.7	Lymphoid leukaemia	3.8
Kidney	3.7	Other and unspecified	3.1
Bladder	3.6	Myeloid leukaemia	3.1
Liver	3.5	Brain and nervous system	2.1
Larynx	3.1	Melanoma of skin	2.1
Gallbladder etc.	2.8	Kidney	2.0
Thyroid	2.5	Gallbladder etc.	1.7
Melanoma of skin	2.5	Myelodysplastic syndromes	1.6
All sites	304.7	All sites	175.1

***France, Martinique (2008–2012)**

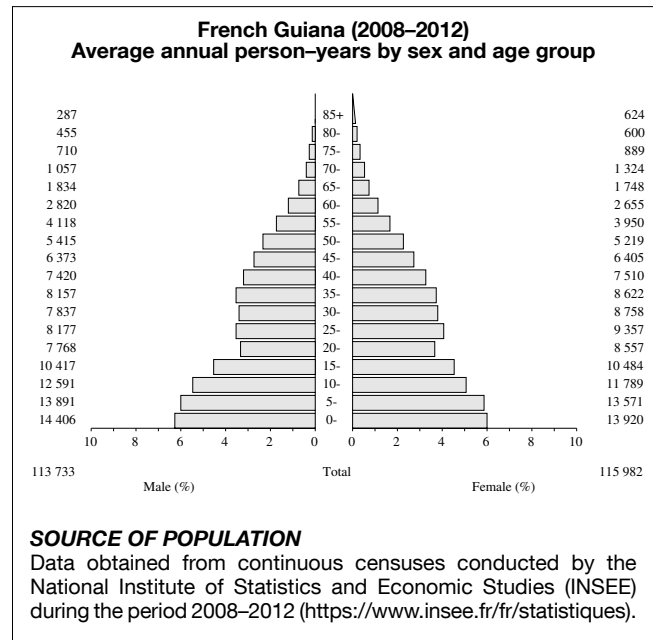
SITE	Male						Female						ICD-10
	No. cases	Freq. (%)	Crude rate (per 100 000)	ASR world	Cum. rates 0-64 (%)	0-74	No. cases	Freq. (%)	Crude rate (per 100 000)	ASR world	Cum. rates 0-64 (%)	0-74	
Lip	3	0.1	0.2	0.2	0.03	0.03	0	0.0	0.0	0.0	0.00	0.00	C00
Tongue	25	0.5	1.4	1.7	0.12	0.21	7	0.2	0.3	0.4	0.03	0.04	C01-02
Mouth	29	0.6	1.6	2.0	0.17	0.24	5	0.2	0.2	0.2	0.01	0.02	C03-06
Salivary glands	3	0.1	0.2	0.2	0.02	0.02	14	0.4	0.7	0.9	0.06	0.09	C07-08
Tonsil	27	0.6	1.5	1.8	0.14	0.23	6	0.2	0.3	0.3	0.01	0.04	C09
Other oropharynx	27	0.6	1.5	1.8	0.11	0.22	1	0.0	0.0	0.1	0.01	0.01	C10
Nasopharynx	10	0.2	0.5	0.7	0.05	0.07	3	0.1	0.1	0.2	0.02	0.02	C11
Hypopharynx	19	0.4	1.0	1.2	0.07	0.17	1	0.0	0.0	0.0	0.00	0.00	C12-13
Pharynx unspecified	6	0.1	0.3	0.4	0.02	0.07	0	0.0	0.0	0.0	0.00	0.00	C14
Oesophagus	66	1.4	3.6	4.1	0.25	0.48	11	0.3	0.5	0.4	0.01	0.05	C15
Stomach	210	4.4	11.5	12.2	0.50	1.38	174	5.4	8.2	7.2	0.30	0.81	C16
Small intestine	16	0.3	0.9	1.1	0.08	0.15	19	0.6	0.9	1.2	0.09	0.15	C17
Colon	307	6.5	16.9	19.4	1.06	2.40	318	9.9	15.0	15.0	0.87	1.72	C18
Rectum	142	3.0	7.8	8.7	0.46	1.03	100	3.1	4.7	5.0	0.29	0.64	C19-20
Anus	3	0.1	0.2	0.2	0.01	0.02	22	0.7	1.0	1.2	0.10	0.13	C21
Liver	56	1.2	3.1	3.5	0.21	0.38	33	1.0	1.6	1.5	0.08	0.18	C22
Gallbladder etc.	45	1.0	2.5	2.8	0.16	0.30	39	1.2	1.8	1.7	0.07	0.21	C23-24
Pancreas	129	2.7	7.1	7.8	0.37	0.97	115	3.6	5.4	4.7	0.20	0.54	C25
Nose, sinuses etc.	6	0.1	0.3	0.5	0.04	0.05	6	0.2	0.3	0.3	0.03	0.03	C30-31
Larynx	45	1.0	2.5	3.1	0.27	0.31	6	0.2	0.3	0.3	0.02	0.04	C32
Trachea, bronchus, and lung	147	3.1	8.1	9.5	0.54	1.13	142	4.4	6.7	7.1	0.42	0.86	C33-34
Other thoracic organs	4	0.1	0.2	0.3	0.02	0.02	4	0.1	0.2	0.3	0.02	0.03	C37-38
Bone	7	0.1	0.4	0.8	0.05	0.05	8	0.2	0.4	0.7	0.03	0.06	C40-41
Melanoma of skin	38	0.8	2.1	2.5	0.17	0.28	36	1.1	1.7	2.1	0.17	0.20	C43
Other skin	7		0.4	0.5	0.04	0.07	8		0.4	0.6	0.04	0.05	C44
Mesothelioma	4	0.1	0.2	0.3	0.03	0.03	1	0.0	0.0	0.1	0.01	0.01	C45
Kaposi sarcoma	2	0.0	0.1	0.1	0.00	0.01	0	0.0	0.0	0.0	0.00	0.00	C46
Connective and soft tissue	15	0.3	0.8	1.4	0.07	0.11	23	0.7	1.1	1.4	0.09	0.16	C47+C49
Breast	18	0.4	1.0	1.1	0.06	0.14	1037	32.4	49.0	62.5	4.95	6.89	C50
Vulva							2	0.1	0.1	0.0	0.00	0.00	C51
Vagina							1	0.0	0.0	0.0	0.00	0.00	C52
Cervix uteri							129	4.0	6.1	7.1	0.48	0.69	C53
Corpus uteri							153	4.8	7.2	8.3	0.51	1.10	C54
Uterus unspecified							7	0.2	0.3	0.3	0.03	0.04	C55
Ovary							70	2.2	3.3	4.7	0.29	0.53	C56
Other female genital organs							5	0.2	0.2	0.3	0.03	0.03	C57
Placenta							1	0.0	0.0	0.1	0.01	0.01	C58
Penis	16	0.3	0.9	0.9	0.03	0.10							C60
Prostate	2611	55.3	143.5	165.5	8.54	22.71							C61
Testis	12	0.3	0.7	1.2	0.09	0.10							C62
Other male genital organs	0	0.0	0.0	0.0	0.00	0.00							C63
Kidney	48	1.0	2.6	3.7	0.26	0.42	36	1.1	1.7	2.0	0.09	0.20	C64
Renal pelvis	1	0.0	0.1	0.1	0.01	0.01	2	0.1	0.1	0.1	0.00	0.01	C65
Ureter	0	0.0	0.0	0.0	0.00	0.00	0	0.0	0.0	0.0	0.00	0.00	C66
Bladder	68	1.4	3.7	3.6	0.16	0.32	33	1.0	1.6	1.3	0.04	0.14	C67
Other urinary organs	3	0.1	0.2	0.2	0.01	0.04	1	0.0	0.0	0.0	0.00	0.01	C68
Eye	2	0.0	0.1	0.4	0.02	0.02	1	0.0	0.0	0.2	0.01	0.01	C69
Brain and nervous system	46	1.0	2.5	3.7	0.25	0.42	32	1.0	1.5	2.1	0.17	0.24	C70-72
Thyroid	32	0.7	1.8	2.5	0.18	0.25	134	4.2	6.3	9.7	0.77	0.95	C73
Adrenal gland	2	0.0	0.1	0.3	0.02	0.02	0	0.0	0.0	0.0	0.00	0.00	C74
Other endocrine	0	0.0	0.0	0.0	0.00	0.00	0	0.0	0.0	0.0	0.00	0.00	C75
Hodgkin lymphoma	14	0.3	0.8	1.4	0.10	0.10	13	0.4	0.6	1.2	0.08	0.10	C81
Non-Hodgkin lymphoma	75	1.6	4.1	5.9	0.38	0.64	74	2.3	3.5	4.0	0.27	0.44	C82-86,C96
Immunoproliferative diseases	6	0.1	0.3	0.4	0.02	0.05	3	0.1	0.1	0.2	0.01	0.01	C88
Multiple myeloma	114	2.4	6.3	6.8	0.35	0.82	126	3.9	5.9	5.5	0.26	0.65	C90
Lymphoid leukaemia	81	1.7	4.5	5.8	0.33	0.61	67	2.1	3.2	3.8	0.15	0.34	C91
Myeloid leukaemia	59	1.2	3.2	4.2	0.27	0.39	53	1.7	2.5	3.1	0.17	0.33	C92-94
Leukaemia unspecified	1	0.0	0.1	0.1	0.01	0.01	2	0.1	0.1	0.1	0.00	0.00	C95
Myeloproliferative disorders	26	0.6	1.4	2.0	0.14	0.21	21	0.7	1.0	1.0	0.09	0.09	MPD
Myelodysplastic syndromes	24	0.5	1.3	1.2	0.04	0.15	35	1.1	1.7	1.6	0.07	0.17	MDS
Other and unspecified	71	1.5	3.9	4.5	0.31	0.51	69	2.2	3.3	3.1	0.17	0.31	O&U
All sites	4728		259.9	304.7	16.63	38.49	3209		151.5	175.1	11.62	19.37	C00-96
All sites except C44	4721	100.0	259.5	304.1	16.59	38.42	3201	100.0	151.1	174.5	11.58	19.31	C00-96 exc. C44

*See note following population pyramid

French Guiana

CONTRIBUTORS

F. Quet
 M. Adami
 S. Belliardo
 E. Fleygnac
 N. Gandolfo
 J. Plenet
 S. Labbe



NOTES ON THE DATA

*Fluctuation in rates from year to year. †C67 (bladder cancer) includes neoplasms of uncertain or unknown behaviour together with invasive cancers.

20 major cancers, ASR (World) per 100 000

<i>Male</i>		<i>Female</i>	
Prostate	118.5	Breast	52.3
Trachea, bronchus, and lung	24.1	Cervix uteri	20.7
Stomach	17.1	Colon	13.0
Colon	16.9	Trachea, bronchus, and lung	10.4
Non-melanoma skin cancer	12.7	Ovary	9.8
Liver	11.2	Multiple myeloma	8.8
Non-Hodgkin lymphoma	11.2	Stomach	8.5
Bladder	9.4	Non-melanoma skin cancer	7.3
Pancreas	8.7	Thyroid	7.2
Lymphoid leukaemia	6.7	Pancreas	6.7
Multiple myeloma	6.5	Corpus uteri	6.7
Rectum	6.3	Non-Hodgkin lymphoma	6.5
Kidney	5.8	Other and unspecified	5.1
Oesophagus	5.6	Bladder	5.0
Myeloid leukaemia	5.4	Melanoma of skin	4.1
Brain and nervous system	4.9	Brain and nervous system	3.7
Larynx	4.8	Lymphoid leukaemia	3.3
Mouth	4.4	Kidney	3.2
Melanoma of skin	3.9	Rectum	3.2
Other and unspecified	3.8	Liver	2.9
All sites	325.1	All sites	216.6

*French Guiana (2008–2012)

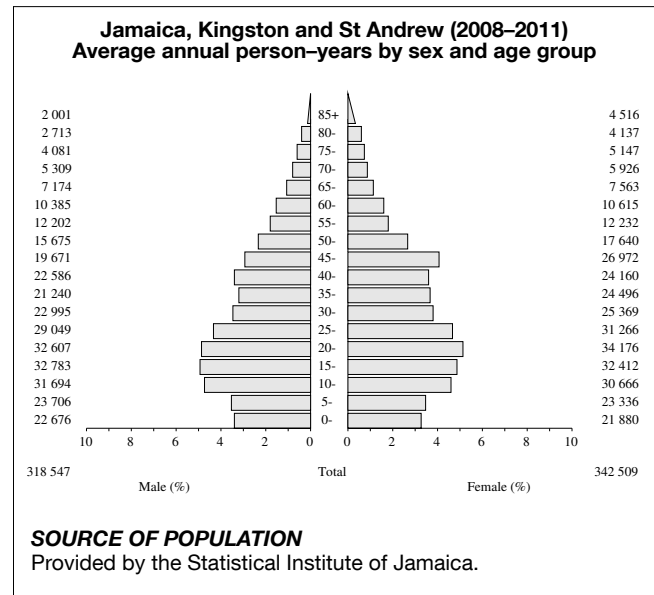
SITE	Male						Female						ICD-10
	No. cases	Freq. (%)	Crude rate (per 100 000)	ASR world	Cum. rates 0-64 (%)	0-74 (%)	No. cases	Freq. (%)	Crude rate (per 100 000)	ASR world	Cum. rates 0-64 (%)	0-74 (%)	
Lip	1	0.1	0.1	0.3	0.00	0.05	1	0.1	0.1	0.2	0.02	0.02	C00
Tongue	10	0.8	0.9	2.2	0.17	0.28	2	0.2	0.2	0.5	0.05	0.05	C01-02
Mouth	18	1.5	1.6	4.4	0.25	0.41	2	0.2	0.2	0.4	0.05	0.05	C03-06
Salivary glands	4	0.3	0.4	0.9	0.05	0.11	2	0.2	0.2	0.4	0.04	0.04	C07-08
Tonsil	11	0.9	1.0	2.4	0.13	0.28	2	0.2	0.2	0.4	0.04	0.04	C09
Other oropharynx	6	0.5	0.5	1.6	0.08	0.23	0	0.0	0.0	0.0	0.00	0.00	C10
Nasopharynx	10	0.8	0.9	2.0	0.14	0.23	3	0.3	0.3	0.5	0.04	0.04	C11
Hypopharynx	5	0.4	0.4	1.2	0.06	0.11	0	0.0	0.0	0.0	0.00	0.00	C12-13
Pharynx unspecified	3	0.2	0.3	0.8	0.06	0.06	1	0.1	0.1	0.2	0.02	0.02	C14
Oesophagus	20	1.6	1.8	5.6	0.29	0.75	4	0.4	0.3	1.0	0.09	0.09	C15
Stomach	70	5.7	6.2	17.1	0.87	1.51	38	3.9	3.3	8.5	0.39	0.92	C16
Small intestine	11	0.9	1.0	2.5	0.22	0.27	6	0.6	0.5	1.1	0.03	0.03	C17
Colon	61	5.0	5.4	16.9	0.80	2.48	60	6.2	5.2	13.0	0.79	1.36	C18
Rectum	26	2.1	2.3	6.3	0.41	0.57	12	1.2	1.0	3.2	0.10	0.38	C19-20
Anus	3	0.2	0.3	0.6	0.05	0.05	9	0.9	0.8	1.9	0.09	0.22	C21
Liver	44	3.6	3.9	11.2	0.54	1.30	13	1.3	1.1	2.9	0.16	0.35	C22
Gallbladder etc.	7	0.6	0.6	2.1	0.03	0.24	7	0.7	0.6	1.6	0.10	0.21	C23-24
Pancreas	32	2.6	2.8	8.7	0.32	1.20	27	2.8	2.3	6.7	0.26	0.85	C25
Nose, sinuses etc.	7	0.6	0.6	1.7	0.07	0.22	4	0.4	0.3	0.8	0.08	0.08	C30-31
Larynx	20	1.6	1.8	4.8	0.26	0.53	6	0.6	0.5	1.4	0.15	0.15	C32
Trachea, bronchus, and lung	91	7.5	8.0	24.1	1.21	3.10	41	4.2	3.5	10.4	0.54	1.36	C33-34
Other thoracic organs	4	0.3	0.4	1.0	0.03	0.14	3	0.3	0.3	0.5	0.05	0.05	C37-38
Bone	5	0.4	0.4	1.3	0.02	0.13	8	0.8	0.7	1.5	0.08	0.14	C40-41
Melanoma of skin	16	1.3	1.4	3.9	0.24	0.50	19	1.9	1.6	4.1	0.27	0.54	C43
Other skin	50		4.4	12.7	0.60	1.59	35		3.0	7.3	0.54	0.69	C44
Mesothelioma	1	0.1	0.1	0.2	0.01	0.01	0	0.0	0.0	0.0	0.00	0.00	C45
Kaposi sarcoma	4	0.3	0.4	0.6	0.06	0.06	2	0.2	0.2	0.3	0.03	0.03	C46
Connective and soft tissue	8	0.7	0.7	1.5	0.09	0.09	9	0.9	0.8	1.8	0.07	0.22	C47+C49
Breast	3	0.2	0.3	0.6	0.02	0.02	252	25.8	21.7	52.3	3.96	5.97	C50
Vulva							1	0.1	0.1	0.1	0.01	0.01	C51
Vagina							3	0.3	0.3	0.7	0.01	0.07	C52
Cervix uteri							104	10.7	9.0	20.7	1.43	2.24	C53
Corpus uteri							31	3.2	2.7	6.7	0.37	0.69	C54
Uterus unspecified							8	0.8	0.7	1.8	0.09	0.22	C55
Ovary							41	4.2	3.5	9.8	0.56	1.17	C56
Other female genital organs							2	0.2	0.2	0.4	0.04	0.04	C57
Placenta							4	0.4	0.3	0.7	0.04	0.04	C58
Penis	9	0.7	0.8	2.4	0.11	0.31							C60
Prostate	421	34.5	37.0	118.5	5.19	15.76							C61
Testis	10	0.8	0.9	1.8	0.11	0.11							C62
Other male genital organs	1	0.1	0.1	0.2	0.02	0.02							C63
Kidney	26	2.1	2.3	5.8	0.47	0.58	14	1.4	1.2	3.2	0.19	0.40	C64
Renal pelvis	0	0.0	0.0	0.0	0.00	0.00	0	0.0	0.0	0.0	0.00	0.00	C65
Ureter	0	0.0	0.0	0.0	0.00	0.00	2	0.2	0.2	0.5	0.05	0.05	C66
†Bladder	36	3.0	3.2	9.4	0.53	1.18	19	1.9	1.6	5.0	0.33	0.63	C67
Other urinary organs	0	0.0	0.0	0.0	0.00	0.00	1	0.1	0.1	0.2	0.02	0.02	C68
Eye	1	0.1	0.1	0.2	0.00	0.00	3	0.3	0.3	0.5	0.05	0.05	C69
Brain and nervous system	26	2.1	2.3	4.9	0.43	0.49	20	2.1	1.7	3.7	0.22	0.35	C70-72
Thyroid	8	0.7	0.7	1.5	0.12	0.12	37	3.8	3.2	7.2	0.61	0.74	C73
Adrenal gland	5	0.4	0.4	0.9	0.06	0.06	3	0.3	0.3	0.5	0.04	0.04	C74
Other endocrine	1	0.1	0.1	0.2	0.02	0.02	5	0.5	0.4	0.8	0.04	0.04	C75
Hodgkin lymphoma	5	0.4	0.4	1.0	0.06	0.11	5	0.5	0.4	1.0	0.11	0.11	C81
Non-Hodgkin lymphoma	47	3.9	4.1	11.2	0.59	1.30	32	3.3	2.8	6.5	0.40	0.74	C82-86,C96
Immunoproliferative diseases	6	0.5	0.5	1.3	0.09	0.15	5	0.5	0.4	1.2	0.03	0.15	C88
Multiple myeloma	26	2.1	2.3	6.5	0.39	0.79	36	3.7	3.1	8.8	0.33	1.11	C90
Lymphoid leukaemia	31	2.5	2.7	6.7	0.31	0.53	14	1.4	1.2	3.3	0.15	0.49	C91
Myeloid leukaemia	25	2.0	2.2	5.4	0.28	0.71	12	1.2	1.0	2.2	0.16	0.16	C92-94
Leukaemia unspecified	6	0.5	0.5	1.3	0.08	0.14	3	0.3	0.3	0.7	0.03	0.08	C95
Myeloproliferative disorders	5	0.4	0.4	1.0	0.11	0.11	6	0.6	0.5	1.1	0.07	0.07	MPD
Myelodysplastic syndromes	8	0.7	0.7	2.0	0.06	0.15	6	0.6	0.5	0.9	0.06	0.06	MDS
Other and unspecified	16	1.3	1.4	3.8	0.22	0.27	25	2.6	2.2	5.1	0.31	0.54	O&U
All sites	1270		111.7	325.1	16.33	39.44	1010		87.1	216.6	13.82	24.26	C00-96
All sites except C44	1220	100.0	107.3	312.4	15.72	37.85	975	100.0	84.1	209.2	13.28	23.57	C00-96 exc. C44

†*See note following population pyramid

Jamaica, Kingston and St Andrew

CONTRIBUTORS

Barrie Hanchard
Tracey N. Gibson
Dawn P. McNaughton
Nadeen Waugh



NOTES ON THE DATA

*No official mortality data. †C67 (bladder cancer) includes neoplasms of uncertain or unknown behaviour together with invasive cancers.

20 major cancers, ASR (World) per 100 000

<i>Male</i>		<i>Female</i>	
Prostate	72.7	Breast	45.7
Trachea, bronchus, and lung	18.9	Cervix uteri	15.7
Other and unspecified	11.6	Corpus uteri	14.8
Colon	10.7	Colon	10.5
Stomach	7.8	Other and unspecified	7.1
Non-melanoma skin cancer	6.9	Non-melanoma skin cancer	5.3
Rectum	5.9	Non-Hodgkin lymphoma	4.8
Non-Hodgkin lymphoma	5.6	Rectum	4.6
Bladder	5.1	Thyroid	4.3
Multiple myeloma	3.2	Ovary	3.9
Lymphoid leukaemia	2.7	Trachea, bronchus, and lung	3.8
Larynx	2.4	Stomach	3.7
Pancreas	2.2	Lymphoid leukaemia	2.8
Kidney	2.0	Multiple myeloma	2.6
Oesophagus	2.0	Pancreas	2.0
Mouth	1.6	Brain and nervous system	1.9
Brain and nervous system	1.5	Bladder	1.6
Myeloid leukaemia	1.3	Gallbladder etc.	1.6
Penis	1.1	Kidney	1.3
Connective and soft tissue	0.8	Myeloid leukaemia	1.3
All sites	177.0	All sites	149.4

*Jamaica, Kingston and St Andrew (2008–2011)

SITE	Male						Female						ICD-10
	§No. cases	Freq. (%)	Crude rate (per 100 000)	ASR world	Cum. rates 0-64 (%)	0-74 (%)	§No. cases	Freq. (%)	Crude rate (per 100 000)	ASR world	Cum. rates 0-64 (%)	0-74 (%)	
Lip	0	0.0	0.0	0.0	0.00	0.00	1	0.0	0.0	0.1	0.00	0.02	C00
Tongue	9	0.4	0.4	0.8	0.04	0.09	4	0.2	0.1	0.2	0.01	0.01	C01-02
Mouth	19	0.9	0.7	1.6	0.09	0.23	9	0.4	0.3	0.7	0.00	0.12	C03-06
Salivary glands	7	0.3	0.3	0.5	0.04	0.06	7	0.3	0.3	0.5	0.04	0.06	C07-08
Tonsil	4	0.2	0.2	0.3	0.03	0.03	1	0.0	0.0	0.1	0.00	0.02	C09
Other oropharynx	4	0.2	0.2	0.3	0.02	0.05	1	0.0	0.0	0.1	0.00	0.02	C10
Nasopharynx	10	0.5	0.4	0.8	0.07	0.07	3	0.1	0.1	0.2	0.01	0.01	C11
Hypopharynx	6	0.3	0.2	0.5	0.02	0.06	6	0.3	0.2	0.5	0.04	0.06	C12-13
Pharynx unspecified	0	0.0	0.0	0.0	0.00	0.00	0	0.0	0.0	0.0	0.00	0.00	C14
Oesophagus	23	1.1	0.9	2.0	0.10	0.27	13	0.6	0.5	0.9	0.04	0.12	C15
Stomach	101	4.9	4.0	7.8	0.38	0.86	55	2.6	2.0	3.7	0.15	0.48	C16
Small intestine	8	0.4	0.3	0.7	0.04	0.08	6	0.3	0.2	0.4	0.04	0.04	C17
Colon	134	6.5	5.3	10.7	0.61	1.28	157	7.6	5.7	10.5	0.65	1.23	C18
Rectum	72	3.5	2.8	5.9	0.24	0.76	72	3.5	2.6	4.6	0.30	0.50	C19-20
Anus	9	0.4	0.4	0.8	0.04	0.13	9	0.4	0.3	0.5	0.03	0.05	C21
Liver	10	0.5	0.4	0.8	0.04	0.09	7	0.3	0.3	0.6	0.05	0.07	C22
Gallbladder etc.	9	0.4	0.4	0.6	0.03	0.04	23	1.1	0.8	1.6	0.06	0.19	C23-24
Pancreas	29	1.4	1.1	2.2	0.12	0.22	28	1.3	1.0	2.0	0.10	0.29	C25
Nose, sinuses etc.	1	0.0	0.0	0.1	0.01	0.01	9	0.4	0.3	0.5	0.02	0.05	C30-31
Larynx	30	1.4	1.2	2.4	0.15	0.23	3	0.1	0.1	0.2	0.01	0.01	C32
Trachea, bronchus, and lung	223	10.8	8.8	18.9	1.14	2.42	54	2.6	2.0	3.8	0.23	0.46	C33-34
Other thoracic organs	0	0.0	0.0	0.0	0.00	0.00	0	0.0	0.0	0.0	0.00	0.00	C37-38
Bone	4	0.2	0.2	0.3	0.02	0.04	3	0.1	0.1	0.2	0.01	0.01	C40-41
Melanoma of skin	8	0.4	0.3	0.6	0.04	0.05	5	0.2	0.2	0.4	0.04	0.06	C43
Other skin	81		3.2	6.9	0.46	0.90	81		3.0	5.3	0.32	0.64	C44
Mesothelioma	1	0.0	0.0	0.1	0.00	0.02	0	0.0	0.0	0.0	0.00	0.00	C45
Kaposi sarcoma	0	0.0	0.0	0.0	0.00	0.00	0	0.0	0.0	0.0	0.00	0.00	C46
Connective and soft tissue	10	0.5	0.4	0.8	0.06	0.06	4	0.2	0.1	0.3	0.03	0.03	C47+C49
Breast	9	0.4	0.4	0.7	0.03	0.07	670	32.2	24.5	45.7	3.42	5.13	C50
Vulva							16	0.8	0.6	1.1	0.10	0.12	C51
Vagina							7	0.3	0.3	0.5	0.03	0.05	C52
Cervix uteri							233	11.2	8.5	15.7	1.23	1.70	C53
Corpus uteri							194	9.3	7.1	14.8	0.86	2.05	C54
Uterus unspecified							1	0.0	0.0	0.1	0.00	0.02	C55
Ovary							54	2.6	2.0	3.9	0.24	0.47	C56
Other female genital organs							1	0.0	0.0	0.1	0.00	0.02	C57
Placenta							3	0.1	0.1	0.2	0.01	0.01	C58
Penis	13	0.6	0.5	1.1	0.09	0.13							C60
Prostate	880	42.5	34.5	72.7	3.07	9.37							C61
Testis	5	0.2	0.2	0.4	0.03	0.03							C62
Other male genital organs	3	0.1	0.1	0.3	0.02	0.04							C63
Kidney	23	1.1	0.9	2.0	0.12	0.26	16	0.8	0.6	1.3	0.07	0.14	C64
Renal pelvis	1	0.0	0.0	0.1	0.01	0.01	0	0.0	0.0	0.0	0.00	0.00	C65
Ureter	0	0.0	0.0	0.0	0.00	0.00	0	0.0	0.0	0.0	0.00	0.00	C66
†Bladder	65	3.1	2.6	5.1	0.28	0.58	28	1.3	1.0	1.6	0.03	0.17	C67
Other urinary organs	0	0.0	0.0	0.0	0.00	0.00	0	0.0	0.0	0.0	0.00	0.00	C68
Eye	4	0.2	0.2	0.3	0.02	0.02	6	0.3	0.2	0.5	0.03	0.03	C69
Brain and nervous system	18	0.9	0.7	1.5	0.10	0.14	23	1.1	0.8	1.9	0.10	0.14	C70-72
Thyroid	9	0.4	0.4	0.8	0.06	0.11	61	2.9	2.2	4.3	0.32	0.47	C73
Adrenal gland	3	0.1	0.1	0.4	0.02	0.02	3	0.1	0.1	0.3	0.02	0.02	C74
Other endocrine	0	0.0	0.0	0.0	0.00	0.00	0	0.0	0.0	0.0	0.00	0.00	C75
Hodgkin lymphoma	8	0.4	0.3	0.5	0.04	0.04	7	0.3	0.3	0.5	0.04	0.04	C81
Non-Hodgkin lymphoma	71	3.4	2.8	5.6	0.41	0.61	70	3.4	2.6	4.8	0.33	0.46	C82-86,C96
Immunoproliferative diseases	1	0.0	0.0	0.1	0.00	0.02	3	0.1	0.1	0.2	0.02	0.02	C88
Multiple myeloma	36	1.7	1.4	3.2	0.17	0.50	35	1.7	1.3	2.6	0.13	0.39	C90
Lymphoid leukaemia	33	1.6	1.3	2.7	0.13	0.22	40	1.9	1.5	2.8	0.19	0.29	C91
Myeloid leukaemia	17	0.8	0.7	1.3	0.07	0.14	21	1.0	0.8	1.3	0.09	0.09	C92-94
Leukaemia unspecified	3	0.1	0.1	0.2	0.01	0.01	5	0.2	0.2	0.4	0.02	0.04	C95
Myeloproliferative disorders	0	0.0	0.0	0.0	0.00	0.00	0	0.0	0.0	0.0	0.00	0.00	MPD
Myelodysplastic syndromes	0	0.0	0.0	0.0	0.00	0.00	0	0.0	0.0	0.0	0.00	0.00	MDS
Other and unspecified	136	6.6	5.3	11.6	0.56	1.60	101	4.9	3.7	7.1	0.41	0.86	O&U
All sites	2150		84.4	177.0	9.03	21.96	2159		78.8	149.4	9.87	17.28	C00-96
All sites except C44	2069	100.0	81.2	170.2	8.57	21.06	2078	100.0	75.8	144.1	9.55	16.64	C00-96 exc. C44

§Includes 5 cases of unknown age

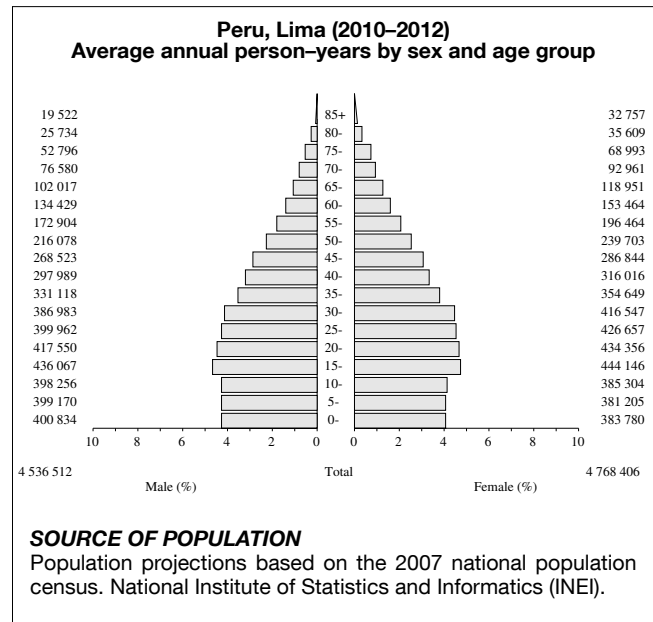
§Includes 6 cases of unknown age

†*See note following population pyramid

Peru, Lima

CONTRIBUTORS

Eduardo Payet
 Patricia Perez
 Ebert Poquioma
 Edgar Diaz
 Saria Villanueva



NOTES ON THE DATA

*High DCO%. †C67 (bladder cancer) includes neoplasms of uncertain or unknown behaviour together with invasive cancers.

20 major cancers, ASR (World) per 100 000

<i>Male</i>		<i>Female</i>	
Prostate	48.6	Breast	40.8
Non-melanoma skin cancer	28.7	Non-melanoma skin cancer	23.4
Stomach	21.2	Cervix uteri	21.1
Trachea, bronchus, and lung	13.3	Stomach	13.7
Non-Hodgkin lymphoma	11.2	Thyroid	10.9
Colon	11.1	Colon	10.3
Kidney	7.6	Trachea, bronchus, and lung	9.5
Other and unspecified	6.9	Non-Hodgkin lymphoma	8.5
Bladder	6.0	Ovary	7.7
Liver	5.4	Other and unspecified	6.9
Brain and nervous system	4.8	Corpus uteri	5.8
Pancreas	4.7	Gallbladder etc.	5.5
Rectum	3.9	Pancreas	4.2
Gallbladder etc.	3.7	Brain and nervous system	4.0
Testis	3.3	Liver	4.0
Connective and soft tissue	3.2	Rectum	3.6
Lymphoid leukaemia	3.0	Kidney	3.4
Melanoma of skin	3.0	Lymphoid leukaemia	2.6
Thyroid	2.6	Melanoma of skin	2.3
Multiple myeloma	2.6	Connective and soft tissue	2.1
All sites	217.0	All sites	211.0

*Peru, Lima (2010–2012)

SITE	Male						Female						ICD-10
	§No. cases	Freq. (%)	Crude rate (per 100 000)	ASR world	Cum. rates		§No. cases	Freq. (%)	Crude rate (per 100 000)	ASR world	Cum. rates		
					0-64 (%)	0-74 (%)					0-64 (%)	0-74 (%)	
Lip	12	0.1	0.0	0.1	0.00	0.01	8	0.0	0.0	0.0	0.00	0.00	C00
Tongue	99	0.4	0.4	0.8	0.04	0.10	155	0.5	0.5	1.0	0.05	0.11	C01-02
Mouth	141	0.6	0.5	1.1	0.05	0.12	149	0.5	0.5	1.0	0.06	0.10	C03-06
Salivary glands	64	0.3	0.2	0.5	0.03	0.05	77	0.3	0.3	0.5	0.03	0.05	C07-08
Tonsil	33	0.1	0.1	0.3	0.02	0.03	18	0.1	0.1	0.1	0.01	0.01	C09
Other oropharynx	25	0.1	0.1	0.2	0.01	0.02	17	0.1	0.1	0.1	0.01	0.01	C10
Nasopharynx	35	0.1	0.1	0.3	0.02	0.03	11	0.0	0.0	0.1	0.01	0.01	C11
Hypopharynx	33	0.1	0.1	0.3	0.01	0.02	30	0.1	0.1	0.2	0.02	0.02	C12-13
Pharynx unspecified	7	0.0	0.0	0.1	0.00	0.00	8	0.0	0.0	0.0	0.00	0.00	C14
Oesophagus	224	0.9	0.8	1.8	0.05	0.18	91	0.3	0.3	0.6	0.03	0.06	C15
Stomach	2665	11.3	9.8	21.2	0.84	2.20	2140	7.6	7.5	13.7	0.63	1.42	C16
Small intestine	128	0.5	0.5	1.0	0.05	0.10	134	0.5	0.5	0.9	0.05	0.10	C17
Colon	1393	5.9	5.1	11.1	0.45	1.14	1603	5.7	5.6	10.3	0.45	1.07	C18
Rectum	494	2.1	1.8	3.9	0.19	0.44	551	2.0	1.9	3.6	0.19	0.39	C19-20
Anus	44	0.2	0.2	0.4	0.02	0.04	180	0.6	0.6	1.2	0.07	0.15	C21
Liver	689	2.9	2.5	5.4	0.24	0.53	626	2.2	2.2	4.0	0.16	0.41	C22
Gallbladder etc.	452	1.9	1.7	3.7	0.16	0.42	836	3.0	2.9	5.5	0.29	0.61	C23-24
Pancreas	568	2.4	2.1	4.7	0.21	0.54	646	2.3	2.3	4.2	0.18	0.48	C25
Nose, sinuses etc.	72	0.3	0.3	0.6	0.03	0.06	52	0.2	0.2	0.3	0.02	0.03	C30-31
Larynx	261	1.1	1.0	2.1	0.08	0.25	45	0.2	0.2	0.3	0.02	0.03	C32
Trachea, bronchus, and lung	1656	7.0	6.1	13.3	0.51	1.49	1450	5.1	5.1	9.5	0.46	1.07	C33-34
Other thoracic organs	80	0.3	0.3	0.6	0.03	0.06	69	0.2	0.2	0.4	0.02	0.05	C37-38
Bone	158	0.7	0.6	1.1	0.07	0.09	103	0.4	0.4	0.7	0.04	0.07	C40-41
Melanoma of skin	377	1.6	1.4	3.0	0.13	0.31	357	1.3	1.2	2.3	0.12	0.25	C43
Other skin	3626		13.3	28.7	0.97	2.79	3710		13.0	23.4	1.00	2.34	C44
Mesothelioma	70	0.3	0.3	0.6	0.03	0.07	39	0.1	0.1	0.3	0.01	0.03	C45
Kaposi sarcoma	215	0.9	0.8	1.5	0.09	0.14	38	0.1	0.1	0.2	0.01	0.01	C46
Connective and soft tissue	416	1.8	1.5	3.2	0.16	0.31	315	1.1	1.1	2.1	0.14	0.21	C47+C49
Breast	21	0.1	0.1	0.2	0.01	0.02	6021	21.3	21.0	40.8	2.99	4.51	C50
Vulva							146	0.5	0.5	0.9	0.03	0.09	C51
Vagina							43	0.2	0.2	0.3	0.01	0.03	C52
Cervix uteri							3161	11.2	11.0	21.1	1.61	2.23	C53
Corpus uteri							834	3.0	2.9	5.8	0.43	0.68	C54
Uterus unspecified							231	0.8	0.8	1.5	0.08	0.15	C55
Ovary							1140	4.0	4.0	7.7	0.53	0.85	C56
Other female genital organs							17	0.1	0.1	0.1	0.01	0.01	C57
Placenta							68	0.2	0.2	0.4	0.03	0.03	C58
Penis	147	0.6	0.5	1.1	0.05	0.11							C60
Prostate	5939	25.1	21.8	48.6	1.30	5.57							C61
Testis	505	2.1	1.9	3.3	0.23	0.24							C62
Other male genital organs	15	0.1	0.1	0.1	0.00	0.01							C63
Kidney	934	3.9	3.4	7.6	0.42	0.90	492	1.7	1.7	3.4	0.19	0.35	C64
Renal pelvis	37	0.2	0.1	0.3	0.02	0.03	26	0.1	0.1	0.2	0.00	0.01	C65
Ureter	8	0.0	0.0	0.1	0.00	0.00	8	0.0	0.0	0.0	0.00	0.00	C66
†Bladder	747	3.2	2.7	6.0	0.19	0.56	290	1.0	1.0	1.8	0.07	0.18	C67
Other urinary organs	12	0.1	0.0	0.1	0.00	0.00	12	0.0	0.0	0.1	0.00	0.01	C68
Eye	85	0.4	0.3	0.7	0.03	0.06	73	0.3	0.3	0.6	0.03	0.04	C69
Brain and nervous system	642	2.7	2.4	4.8	0.30	0.46	588	2.1	2.1	4.0	0.25	0.39	C70-72
Thyroid	336	1.4	1.2	2.6	0.18	0.29	1652	5.8	5.8	10.9	0.83	1.12	C73
Adrenal gland	9	0.0	0.0	0.1	0.01	0.01	15	0.1	0.1	0.1	0.01	0.01	C74
Other endocrine	9	0.0	0.0	0.1	0.00	0.00	9	0.0	0.0	0.1	0.00	0.01	C75
Hodgkin lymphoma	145	0.6	0.5	1.1	0.06	0.11	89	0.3	0.3	0.6	0.04	0.04	C81
Non-Hodgkin lymphoma	1432	6.0	5.3	11.2	0.57	1.17	1285	4.5	4.5	8.5	0.47	0.92	C82-86,C96
Immunoproliferative diseases	25	0.1	0.1	0.2	0.01	0.03	53	0.2	0.2	0.4	0.02	0.05	C88
Multiple myeloma	318	1.3	1.2	2.6	0.12	0.32	251	0.9	0.9	1.7	0.09	0.20	C90
Lymphoid leukaemia	377	1.6	1.4	3.0	0.15	0.19	338	1.2	1.2	2.6	0.15	0.18	C91
Myeloid leukaemia	328	1.4	1.2	2.5	0.14	0.25	277	1.0	1.0	1.9	0.11	0.18	C92-94
Leukaemia unspecified	145	0.6	0.5	1.1	0.05	0.10	134	0.5	0.5	0.9	0.04	0.08	C95
Myeloproliferative disorders	50	0.2	0.2	0.4	0.02	0.03	61	0.2	0.2	0.4	0.03	0.04	MPD
Myelodysplastic syndromes	120	0.5	0.4	0.9	0.03	0.08	119	0.4	0.4	0.8	0.03	0.07	MDS
Other and unspecified	886	3.7	3.3	6.9	0.34	0.71	1070	3.8	3.7	6.9	0.37	0.70	O&U
All sites	27309		100.3	217.0	8.73	22.81	31961		111.7	211.0	12.52	22.27	C00-96
All sites except C44	23683	100.0	87.0	188.3	7.76	20.02	28251	100.0	98.7	187.6	11.52	19.94	C00-96 exc. C44

§Includes 26 cases of unknown age

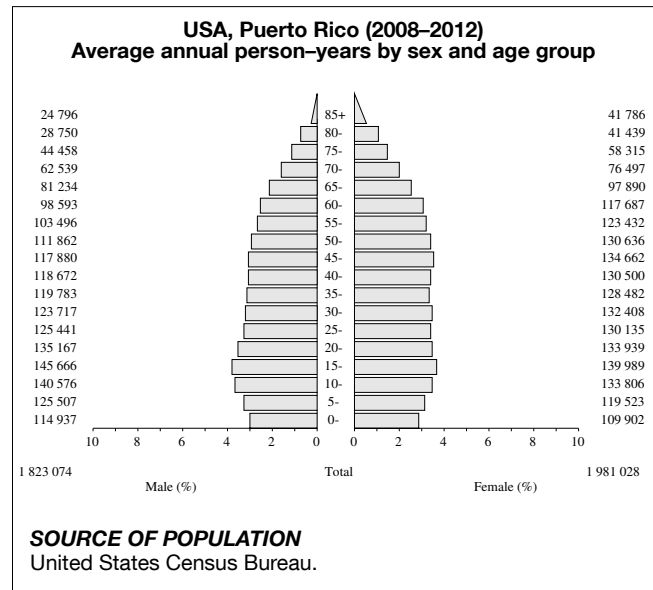
§Includes 51 cases of unknown age

†*See note following population pyramid

USA, Puerto Rico

CONTRIBUTORS

- Diego E. Zavala Zegarra
- Carlos Torres Cintron
- Mariela Alvarado Ortiz
- Yadira Roman Ruiz
- Nivia E. Vazquez Cubano
- Gladys Ojeda Reyes
- Julio Arce Cortes
- Omar Centeno Rodriguez
- Karen Ortiz Ortiz
- Guillermo Tortolero Luna



NOTES ON THE DATA

†C67 (bladder cancer) includes neoplasms of uncertain or unknown behaviour together with invasive cancers.

20 major cancers, ASR (World) per 100 000

<i>Male</i>		<i>Female</i>	
Prostate	100.8	Breast	58.7
Colon	21.6	Thyroid	25.5
Trachea, bronchus, and lung	14.7	Colon	15.5
Rectum	10.2	Corpus uteri	15.4
Bladder	9.4	Cervix uteri	9.3
Non-Hodgkin lymphoma	9.3	Non-Hodgkin lymphoma	7.2
Liver	8.3	Trachea, bronchus, and lung	6.9
Kidney	6.7	Rectum	5.5
Stomach	6.1	Ovary	5.1
Thyroid	5.9	Other and unspecified	3.7
Other and unspecified	5.3	Stomach	3.5
Pancreas	4.9	Pancreas	3.4
Larynx	4.3	Kidney	3.3
Brain and nervous system	4.2	Brain and nervous system	3.1
Oesophagus	4.0	Bladder	2.7
Multiple myeloma	3.3	Myeloid leukaemia	2.4
Testis	3.2	Multiple myeloma	2.4
Lymphoid leukaemia	3.2	Liver	2.3
Myeloid leukaemia	2.7	Hodgkin lymphoma	2.0
Hodgkin lymphoma	2.6	Lymphoid leukaemia	1.9
All sites	259.0	All sites	198.4

USA, Puerto Rico (2008–2012)

SITE	Male						Female						ICD-10
	§No. cases	Freq. (%)	Crude rate (per 100 000)	ASR world	Cum. rates 0-64 (%)	0-74 (%)	§No. cases	Freq. (%)	Crude rate (per 100 000)	ASR world	Cum. rates 0-64 (%)	0-74 (%)	
Lip	44	0.1	0.2	0.3	0.02	0.03	24	0.1	0.1	0.1	0.01	0.01	C00
Tongue	357	0.9	2.0	2.6	0.18	0.31	147	0.5	0.7	0.8	0.05	0.08	C01-02
Mouth	318	0.8	1.7	2.2	0.14	0.27	143	0.4	0.7	0.8	0.04	0.08	C03-06
Salivary glands	142	0.4	0.8	1.0	0.06	0.11	99	0.3	0.5	0.6	0.04	0.06	C07-08
Tonsil	194	0.5	1.1	1.4	0.11	0.17	44	0.1	0.2	0.3	0.02	0.04	C09
Other oropharynx	97	0.3	0.5	0.7	0.05	0.09	14	0.0	0.1	0.1	0.00	0.01	C10
Nasopharynx	75	0.2	0.4	0.6	0.04	0.08	15	0.0	0.1	0.1	0.01	0.01	C11
Hypopharynx	148	0.4	0.8	1.0	0.05	0.12	17	0.1	0.1	0.1	0.00	0.01	C12-13
Pharynx unspecified	118	0.3	0.6	0.8	0.06	0.11	24	0.1	0.1	0.1	0.00	0.01	C14
Oesophagus	594	1.6	3.3	4.0	0.22	0.49	159	0.5	0.8	0.7	0.03	0.07	C15
Stomach	977	2.6	5.4	6.1	0.28	0.69	710	2.2	3.6	3.5	0.17	0.39	C16
Small intestine	167	0.4	0.9	1.2	0.07	0.14	129	0.4	0.7	0.7	0.04	0.09	C17
Colon	3287	8.7	18.0	21.6	1.09	2.57	2962	9.3	15.0	15.5	0.86	1.76	C18
Rectum	1448	3.8	7.9	10.2	0.62	1.25	954	3.0	4.8	5.5	0.34	0.66	C19-20
Anus	116	0.3	0.6	0.9	0.06	0.11	198	0.6	1.0	1.1	0.07	0.12	C21
Liver	1215	3.2	6.7	8.3	0.51	1.00	490	1.5	2.5	2.3	0.08	0.27	C22
Gallbladder etc.	204	0.5	1.1	1.3	0.07	0.14	279	0.9	1.4	1.4	0.06	0.18	C23-24
Pancreas	754	2.0	4.1	4.9	0.24	0.59	720	2.3	3.6	3.4	0.15	0.38	C25
Nose, sinuses etc.	67	0.2	0.4	0.5	0.03	0.06	44	0.1	0.2	0.3	0.02	0.03	C30-31
Larynx	624	1.7	3.4	4.3	0.25	0.52	70	0.2	0.4	0.4	0.03	0.05	C32
Trachea, bronchus, and lung	2353	6.2	12.9	14.7	0.64	1.79	1357	4.3	6.8	6.9	0.34	0.81	C33-34
Other thoracic organs	33	0.1	0.2	0.3	0.02	0.02	20	0.1	0.1	0.2	0.01	0.01	C37-38
Bone	92	0.2	0.5	0.9	0.05	0.07	76	0.2	0.4	0.7	0.04	0.05	C40-41
Melanoma of skin	330	0.9	1.8	2.4	0.14	0.25	223	0.7	1.1	1.4	0.09	0.14	C43
Other skin	90		0.5	0.7	0.05	0.07	104		0.5	0.7	0.05	0.06	C44
Mesothelioma	23	0.1	0.1	0.1	0.00	0.01	7	0.0	0.0	0.0	0.00	0.00	C45
Kaposi sarcoma	109	0.3	0.6	0.9	0.06	0.09	15	0.0	0.1	0.1	0.01	0.01	C46
Connective and soft tissue	213	0.6	1.2	1.7	0.10	0.17	194	0.6	1.0	1.5	0.09	0.13	C47+C49
Breast	83	0.2	0.5	0.6	0.03	0.07	9205	29.0	46.5	58.7	4.20	6.79	C50
Vulva							192	0.6	1.0	1.0	0.06	0.11	C51
Vagina							122	0.4	0.6	0.7	0.04	0.08	C52
Cervix uteri							1203	3.8	6.1	9.3	0.73	0.88	C53
Corpus uteri							2339	7.4	11.8	15.4	1.16	1.86	C54
Uterus unspecified							135	0.4	0.7	0.8	0.06	0.09	C55
Ovary							829	2.6	4.2	5.1	0.33	0.56	C56
Other female genital organs							42	0.1	0.2	0.3	0.02	0.03	C57
Placenta							6	0.0	0.0	0.1	0.00	0.00	C58
Penis	221	0.6	1.2	1.5	0.09	0.19							C60
Prostate	15101	40.1	82.8	100.8	5.03	13.51							C61
Testis	299	0.8	1.6	3.2	0.24	0.24							C62
Other male genital organs	15	0.0	0.1	0.1	0.01	0.01							C63
Kidney	912	2.4	5.0	6.7	0.42	0.79	514	1.6	2.6	3.3	0.21	0.37	C64
Renal pelvis	30	0.1	0.2	0.2	0.01	0.02	31	0.1	0.2	0.1	0.00	0.01	C65
Ureter	23	0.1	0.1	0.1	0.00	0.01	23	0.1	0.1	0.1	0.00	0.01	C66
†Bladder	1554	4.1	8.5	9.4	0.37	1.04	570	1.8	2.9	2.7	0.11	0.29	C67
Other urinary organs	55	0.1	0.3	0.3	0.02	0.03	27	0.1	0.1	0.1	0.01	0.01	C68
Eye	83	0.2	0.5	0.7	0.04	0.06	38	0.1	0.2	0.3	0.02	0.02	C69
Brain and nervous system	466	1.2	2.6	4.2	0.26	0.41	412	1.3	2.1	3.1	0.19	0.31	C70-72
Thyroid	686	1.8	3.8	5.9	0.44	0.62	3249	10.2	16.4	25.5	2.00	2.55	C73
Adrenal gland	18	0.0	0.1	0.2	0.01	0.02	19	0.1	0.1	0.2	0.01	0.02	C74
Other endocrine	14	0.0	0.1	0.2	0.01	0.01	10	0.0	0.1	0.1	0.01	0.01	C75
Hodgkin lymphoma	270	0.7	1.5	2.6	0.17	0.22	231	0.7	1.2	2.0	0.13	0.16	C81
Non-Hodgkin lymphoma	1238	3.3	6.8	9.3	0.59	0.99	1184	3.7	6.0	7.2	0.45	0.80	C82-86,C96
Immunoproliferative diseases	79	0.2	0.4	0.5	0.03	0.06	93	0.3	0.5	0.6	0.04	0.07	C88
Multiple myeloma	506	1.3	2.8	3.3	0.17	0.39	449	1.4	2.3	2.4	0.12	0.29	C90
Lymphoid leukaemia	366	1.0	2.0	3.2	0.16	0.27	225	0.7	1.1	1.9	0.09	0.15	C91
Myeloid leukaemia	346	0.9	1.9	2.7	0.15	0.27	339	1.1	1.7	2.4	0.15	0.22	C92-94
Leukaemia unspecified	159	0.4	0.9	1.1	0.04	0.10	153	0.5	0.8	0.8	0.04	0.08	C95
Myeloproliferative disorders	110	0.3	0.6	0.8	0.04	0.09	138	0.4	0.7	0.8	0.05	0.09	MPD
Myelodysplastic syndromes	141	0.4	0.8	0.9	0.03	0.08	115	0.4	0.6	0.5	0.02	0.05	MDS
Other and unspecified	808	2.1	4.4	5.3	0.27	0.57	759	2.4	3.8	3.7	0.18	0.38	O&U
All sites	37772		207.2	259.0	13.84	31.41	31890		161.0	198.4	13.09	21.81	C00-96
All sites except C44	37682	100.0	206.7	258.3	13.79	31.34	31786	100.0	160.5	197.7	13.04	21.75	C00-96 exc. C44

§Includes 20 cases of unknown age

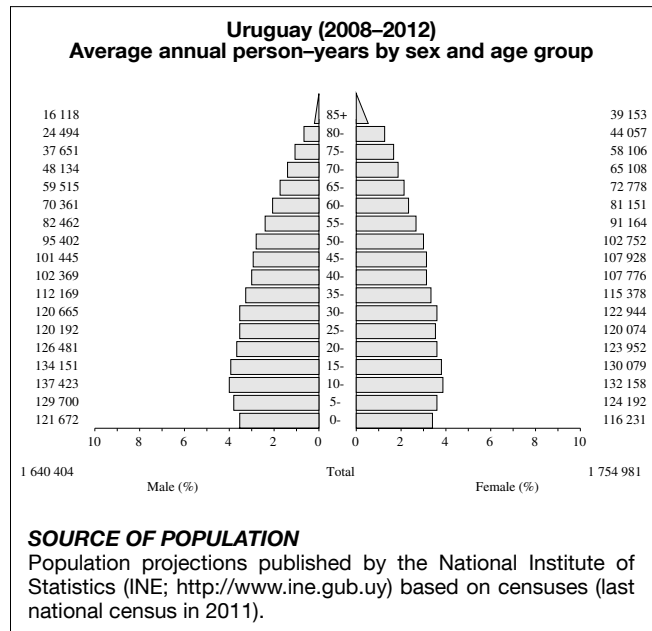
§Includes 7 cases of unknown age

† See note following population pyramid

Uruguay

CONTRIBUTORS

Enrique Barrios
Rafael Alonso
Mariela Garau
Carina Musetti



NOTES ON THE DATA

†C67 (bladder cancer) includes neoplasms of uncertain or unknown behaviour together with invasive cancers.

20 major cancers, ASR (World) per 100 000

<i>Male</i>		<i>Female</i>	
Prostate	59.3	Breast	65.8
Non-melanoma skin cancer	47.4	Non-melanoma skin cancer	32.4
Trachea, bronchus, and lung	46.4	Colon	19.2
Colon	24.0	Cervix uteri	14.6
Bladder	16.1	Trachea, bronchus, and lung	10.8
Kidney	14.0	Thyroid	9.9
Stomach	13.2	Other and unspecified	8.5
Other and unspecified	12.5	Corpus uteri	8.0
Rectum	12.0	Ovary	7.4
Non-Hodgkin lymphoma	10.1	Pancreas	7.1
Pancreas	9.4	Non-Hodgkin lymphoma	6.7
Oesophagus	7.2	Rectum	6.7
Testis	6.1	Kidney	6.1
Brain and nervous system	6.0	Stomach	5.7
Larynx	6.0	Brain and nervous system	4.0
Melanoma of skin	5.1	Gallbladder etc.	3.8
Gallbladder etc.	3.2	Melanoma of skin	3.6
Myeloid leukaemia	3.2	Bladder	3.2
Liver	3.1	Myeloid leukaemia	2.3
Lymphoid leukaemia	2.9	Multiple myeloma	2.2
All sites	337.0	All sites	248.7

Uruguay (2008–2012)

SITE	Male						Female						ICD-10
	No. cases	Freq. (%)	Crude rate (per 100 000)	ASR world	Cum. rates 0-64 (%)	0-74	No. cases	Freq. (%)	Crude rate (per 100 000)	ASR world	Cum. rates 0-64 (%)	0-74	
Lip	33	0.1	0.2	0.3	0.01	0.03	25	0.1	0.1	0.2	0.01	0.02	C00
Tongue	275	0.8	1.7	2.6	0.18	0.32	100	0.3	0.6	0.6	0.04	0.07	C01-02
Mouth	189	0.6	1.2	1.7	0.11	0.22	102	0.3	0.6	0.6	0.03	0.07	C03-06
Salivary glands	82	0.2	0.5	0.7	0.04	0.08	75	0.2	0.4	0.5	0.03	0.06	C07-08
Tonsil	144	0.4	0.9	1.4	0.11	0.18	31	0.1	0.2	0.2	0.02	0.03	C09
Other oropharynx	49	0.1	0.3	0.4	0.03	0.06	9	0.0	0.1	0.1	0.00	0.01	C10
Nasopharynx	68	0.2	0.4	0.7	0.05	0.08	27	0.1	0.2	0.2	0.02	0.02	C11
Hypopharynx	129	0.4	0.8	1.1	0.08	0.14	19	0.1	0.1	0.1	0.01	0.02	C12-13
Pharynx unspecified	66	0.2	0.4	0.6	0.04	0.07	20	0.1	0.1	0.2	0.01	0.02	C14
Oesophagus	872	2.6	5.3	7.2	0.36	0.85	405	1.3	2.3	2.1	0.10	0.22	C15
Stomach	1590	4.7	9.7	13.2	0.68	1.57	954	3.1	5.4	5.7	0.31	0.62	C16
Small intestine	91	0.3	0.6	0.7	0.03	0.08	96	0.3	0.5	0.6	0.04	0.07	C17
Colon	2951	8.7	18.0	24.0	1.09	2.87	3369	10.9	19.2	19.2	0.93	2.16	C18
Rectum	1437	4.2	8.8	12.0	0.61	1.48	1081	3.5	6.2	6.7	0.39	0.76	C19-20
Anus	97	0.3	0.6	0.9	0.05	0.12	148	0.5	0.8	1.0	0.07	0.13	C21
Liver	364	1.1	2.2	3.1	0.15	0.40	150	0.5	0.9	1.0	0.04	0.09	C22
Gallbladder etc.	398	1.2	2.4	3.2	0.12	0.39	643	2.1	3.7	3.8	0.21	0.44	C23-24
Pancreas	1146	3.4	7.0	9.4	0.46	1.12	1333	4.3	7.6	7.1	0.30	0.81	C25
Nose, sinuses etc.	55	0.2	0.3	0.5	0.03	0.06	33	0.1	0.2	0.2	0.01	0.02	C30-31
Larynx	680	2.0	4.1	6.0	0.34	0.77	94	0.3	0.5	0.7	0.04	0.08	C32
Trachea, bronchus, and lung	5380	15.9	32.8	46.4	2.49	5.93	1505	4.9	8.6	10.8	0.72	1.33	C33-34
Other thoracic organs	56	0.2	0.3	0.5	0.03	0.06	34	0.1	0.2	0.3	0.02	0.02	C37-38
Bone	105	0.3	0.6	1.2	0.07	0.09	63	0.2	0.4	0.6	0.04	0.05	C40-41
Melanoma of skin	575	1.7	3.5	5.1	0.31	0.57	480	1.6	2.7	3.6	0.24	0.40	C43
Other skin	5954		36.3	47.4	2.09	5.26	5218		29.7	32.4	1.82	3.62	C44
Mesothelioma	38	0.1	0.2	0.3	0.02	0.04	18	0.1	0.1	0.1	0.01	0.01	C45
Kaposi sarcoma	61	0.2	0.4	0.7	0.05	0.06	9	0.0	0.1	0.1	0.01	0.01	C46
Connective and soft tissue	194	0.6	1.2	1.8	0.09	0.19	205	0.7	1.2	1.7	0.12	0.16	C47+C49
Breast	96	0.3	0.6	0.8	0.05	0.09	8613	27.9	49.1	65.8	4.64	7.43	C50
Vulva							170	0.6	1.0	1.0	0.05	0.11	C51
Vagina							62	0.2	0.4	0.4	0.02	0.05	C52
Cervix uteri							1603	5.2	9.1	14.6	1.17	1.46	C53
Corpus uteri							1132	3.7	6.5	8.0	0.53	0.99	C54
Uterus unspecified							179	0.6	1.0	1.0	0.05	0.10	C55
Ovary							1001	3.2	5.7	7.4	0.52	0.84	C56
Other female genital organs							61	0.2	0.3	0.4	0.02	0.04	C57
Placenta							13	0.0	0.1	0.2	0.01	0.01	C58
Penis	141	0.4	0.9	1.2	0.07	0.13							C60
Prostate	7294	21.5	44.5	59.3	2.27	7.81							C61
Testis	529	1.6	3.2	6.1	0.45	0.46							C62
Other male genital organs	14	0.0	0.1	0.1	0.01	0.01							C63
Kidney	1549	4.6	9.4	14.0	0.91	1.69	840	2.7	4.8	6.1	0.38	0.72	C64
Renal pelvis	44	0.1	0.3	0.4	0.03	0.06	33	0.1	0.2	0.2	0.01	0.02	C65
Ureter	21	0.1	0.1	0.2	0.01	0.03	12	0.0	0.1	0.1	0.01	0.01	C66
†Bladder	2010	5.9	12.3	16.1	0.68	1.92	568	1.8	3.2	3.2	0.15	0.36	C67
Other urinary organs	20	0.1	0.1	0.2	0.01	0.02	10	0.0	0.1	0.0	0.00	0.00	C68
Eye	50	0.1	0.3	0.6	0.03	0.04	27	0.1	0.2	0.3	0.01	0.02	C69
Brain and nervous system	598	1.8	3.6	6.0	0.37	0.60	484	1.6	2.8	4.0	0.23	0.40	C70-72
Thyroid	198	0.6	1.2	2.0	0.14	0.21	1004	3.3	5.7	9.9	0.79	0.93	C73
Adrenal gland	27	0.1	0.2	0.3	0.02	0.03	18	0.1	0.1	0.3	0.01	0.02	C74
Other endocrine	8	0.0	0.0	0.1	0.01	0.01	8	0.0	0.0	0.1	0.01	0.01	C75
Hodgkin lymphoma	174	0.5	1.1	2.0	0.14	0.17	150	0.5	0.9	1.7	0.11	0.13	C81
Non-Hodgkin lymphoma	1087	3.2	6.6	10.1	0.59	1.09	939	3.0	5.4	6.7	0.40	0.75	C82-86,C96
Immunoproliferative diseases	23	0.1	0.1	0.2	0.01	0.02	21	0.1	0.1	0.1	0.01	0.01	C88
Multiple myeloma	324	1.0	2.0	2.8	0.14	0.33	358	1.2	2.0	2.2	0.12	0.26	C90
Lymphoid leukaemia	285	0.8	1.7	2.9	0.13	0.24	205	0.7	1.2	1.8	0.08	0.13	C91
Myeloid leukaemia	326	1.0	2.0	3.2	0.19	0.32	295	1.0	1.7	2.3	0.14	0.22	C92-94
Leukaemia unspecified	70	0.2	0.4	0.5	0.02	0.05	75	0.2	0.4	0.4	0.02	0.04	C95
Myeloproliferative disorders	69	0.2	0.4	0.6	0.04	0.07	85	0.3	0.5	0.5	0.02	0.05	MPD
Myelodysplastic syndromes	212	0.6	1.3	1.7	0.06	0.16	229	0.7	1.3	1.3	0.07	0.14	MDS
Other and unspecified	1574	4.6	9.6	12.5	0.56	1.34	1642	5.3	9.4	8.5	0.37	0.88	O&U
All sites	39822		242.8	337.0	16.66	39.98	36083		205.6	248.7	15.54	27.45	C00-96
All sites except C44	33868	100.0	206.5	289.6	14.57	34.72	30865	100.0	175.9	216.3	13.73	23.83	C00-96 exc. C44

† See note following population pyramid