

Australian Capital Territory

REGISTRATION AREA

The Australian Capital Territory (ACT) Cancer Registry covers the population of the ACT, which has an area of approximately 2400 km² and is surrounded on all sides by the state of New South Wales (NSW). Almost all ACT residents live in metropolitan Canberra. At the June 2006 census, the estimated population of the ACT was 334 000, of whom 18.7% were aged less than 15 years and 9.5% were aged 65 years or more. The ACT population accounts for 1.6% of Australia's total population.

CANCER CARE FACILITIES

The ACT Government Health Directorate oversees general health care in the region, in partnership with the service providers. The ACT has a comprehensive range of cancer prevention, early detection, treatment, community care, and palliative services available to the local community, in both the public and private sectors. Canberra Hospital is the principal cancer care provider in the ACT and surrounding NSW region, and offers expertise in surgery, medical and radiation oncology, and haematology services.

REGISTRY STRUCTURE AND METHODS

The ACT Cancer Registry collects data on all new cases of cancer and cancer-related deaths among ACT residents. The ACT Government Health Directorate funds the registry. All public and private pathology laboratories, hospitals, and nursing homes in the ACT are required by law to notify the registry of any cancer in patients or in human tissues. The notification of cancer became mandatory in the ACT in 1994, under provisions of the Public Health Act. Before that, notification had been voluntary since 1982. The Health Directorate contracts the Cancer Institute NSW to register ACT cancer cases and cancer-related deaths on its behalf.

INTERPRETING THE RESULTS

Until 1994, the voluntary nature of reporting led to underreporting of cancer cases. Due to the implementation of mandatory notification, the level of ascertainment is now likely to be high. Screening

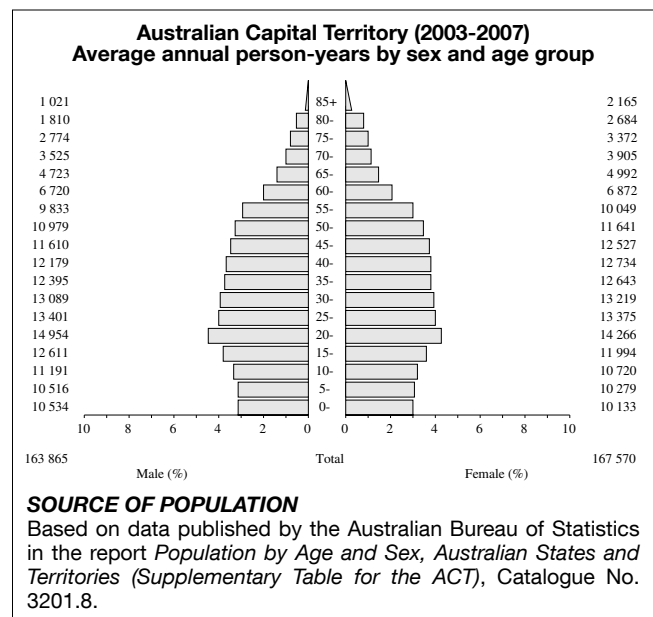
programmes exist for breast cancer (among women aged 50–69 years, with estimated 57% coverage), cervical cancer (among women aged 18–69 years, with 62% coverage), and colorectal cancer (among individuals aged 50–65 years).

USE OF THE DATA

The registry monitors cancer incidence trends within the ACT population. Due to the small number of cases registered each year, data are reported as 5-year averages on a biennial reporting cycle. Unit record data are available to approved medical researchers engaged in studies that are considered to be of benefit to the community by the ACT Health Human Research Ethics Committee.

CONTRIBUTORS

Linda Halliday
Janet Li
Rosalind Sexton
NSW Central Cancer Registry



10 MAJOR CANCERS, ASR (WORLD) PER 100 000

Male		Female	
Prostate	108.4	Breast	92.7
Melanoma of skin	35.4	Melanoma of skin	27.0
Colon	25.9	Colon	21.4
Trachea, bronchus and lung	24.5	Trachea, bronchus and lung	16.7
Rectum	17.7	Corpus uteri	10.5
Non-Hodgkin lymphoma	14.7	Rectum	10.4
Kidney	11.4	Other and unspecified	8.9
Lymphoid leukaemia	8.6	Non-Hodgkin lymphoma	8.5
Other and unspecified	8.5	Ovary	8.4
Bladder	7.8	Thyroid	7.1
All sites	346.5	All sites	269.9

Australian Capital Territory (2003-2007)

SITE	Male						Female						ICD-10
	No. cases	Freq. (%)	Crude rate (per 100,000)	ASR world	Cum. rates 0-64 (%)	Cum. rates 0-74 (%)	No. cases	Freq. (%)	Crude rate (per 100,000)	ASR world	Cum. rates 0-64 (%)	Cum. rates 0-74 (%)	
Lip	15	0.4	1.8	1.5	0.09	0.17	10	0.3	1.2	0.9	0.04	0.11	C00
Tongue	26	0.7	3.2	2.5	0.19	0.31	10	0.3	1.2	0.8	0.05	0.09	C01-02
Mouth	12	0.3	1.5	1.2	0.07	0.14	7	0.2	0.8	0.7	0.02	0.10	C03-06
Salivary glands	11	0.3	1.3	1.1	0.07	0.12	7	0.2	0.8	0.7	0.08	0.08	C07-08
Tonsil	17	0.5	2.1	1.6	0.14	0.19	3	0.1	0.4	0.3	0.03	0.03	C09
Other oropharynx	3	0.1	0.4	0.3	0.01	0.05	1	0.0	0.1	0.0	0.00	0.00	C10
Nasopharynx	1	0.0	0.1	0.1	0.01	0.01	2	0.1	0.2	0.2	0.02	0.02	C11
Hypopharynx	3	0.1	0.4	0.3	0.03	0.03	1	0.0	0.1	0.0	0.00	0.00	C12-13
Pharynx unspecified	2	0.1	0.2	0.2	0.00	0.00	4	0.1	0.5	0.4	0.01	0.05	C14
Oesophagus	39	1.1	4.8	3.6	0.16	0.42	17	0.6	2.0	1.5	0.04	0.23	C15
Stomach	73	2.1	8.9	6.8	0.27	0.83	38	1.2	4.5	3.1	0.17	0.32	C16
Small intestine	15	0.4	1.8	1.5	0.08	0.18	11	0.4	1.3	0.7	0.02	0.04	C17
Colon	266	7.6	32.5	25.9	1.19	3.21	255	8.3	30.4	21.4	0.94	2.53	C18
Rectum	181	5.1	22.1	17.7	1.03	2.13	123	4.0	14.7	10.4	0.66	1.23	C19-20
Anus	6	0.2	0.7	0.6	0.05	0.08	7	0.2	0.8	0.6	0.05	0.05	C21
Liver	44	1.3	5.4	4.3	0.21	0.54	17	0.6	2.0	1.5	0.09	0.20	C22
Gallbladder etc.	19	0.5	2.3	1.9	0.05	0.25	17	0.6	2.0	1.3	0.05	0.16	C23-24
Pancreas	62	1.8	7.6	5.7	0.24	0.58	57	1.9	6.8	4.5	0.09	0.58	C25
Nose, sinuses etc.	7	0.2	0.9	0.7	0.03	0.08	4	0.1	0.5	0.3	0.03	0.03	C30-31
Larynx	22	0.6	2.7	2.0	0.10	0.22	2	0.1	0.2	0.1	0.01	0.01	C32
Trachea, bronchus and lung	263	7.5	32.1	24.5	0.85	2.89	199	6.5	23.8	16.7	0.83	2.13	C33-34
Other thoracic organs	4	0.1	0.5	0.4	0.02	0.04	2	0.1	0.2	0.2	0.01	0.01	C37-38
Bone	8	0.2	1.0	0.9	0.05	0.08	9	0.3	1.1	1.0	0.08	0.08	C40-41
Melanoma of skin	361	10.3	44.1	35.4	2.08	4.02	299	9.8	35.7	27.0	1.97	2.72	C43
Other skin	0	0.0	0.0	0.0	0.00	0.00	0	0.0	0.0	0.0	0.00	0.00	C44
Mesothelioma	27	0.8	3.3	2.6	0.11	0.33	5	0.2	0.6	0.4	0.02	0.04	C45
Kaposi sarcoma	2	0.1	0.2	0.2	0.02	0.02	2	0.1	0.2	0.1	0.01	0.01	C46
Connective and soft tissue	32	0.9	3.9	3.0	0.13	0.29	20	0.7	2.4	1.9	0.16	0.16	C47+C49
Breast	6	0.2	0.7	0.6	0.02	0.07	1027	33.5	122.6	92.7	6.90	10.53	C50
Vulva							16	0.5	1.9	1.3	0.10	0.12	C51
Vagina							6	0.2	0.7	0.5	0.05	0.05	C52
Cervix uteri							55	1.8	6.6	5.1	0.39	0.49	C53
Corpus uteri							119	3.9	14.2	10.5	0.70	1.29	C54
Uterus unspecified							3	0.1	0.4	0.3	0.02	0.05	C55
Ovary							92	3.0	11.0	8.4	0.54	0.98	C56
Other female genital organs							7	0.2	0.8	0.6	0.03	0.05	C57
Placenta							2	0.1	0.2	0.2	0.02	0.02	C58
Penis	1	0.0	0.1	0.1	0.00	0.02							C60
Prostate	1088	30.9	132.8	108.4	5.39	14.10							C61
Testis	66	1.9	8.1	6.8	0.52	0.52							C62
Other male genital organs	3	0.1	0.4	0.3	0.01	0.03							C63
Kidney	111	3.2	13.5	11.4	0.66	1.28	50	1.6	6.0	4.5	0.23	0.53	C64
Renal pelvis	6	0.2	0.7	0.6	0.03	0.07	7	0.2	0.8	0.5	0.05	0.05	C65
Ureter	6	0.2	0.7	0.5	0.00	0.03	2	0.1	0.2	0.2	0.01	0.01	C66
Bladder	86	2.4	10.5	7.8	0.30	0.81	23	0.8	2.7	1.4	0.06	0.08	C67
Other urinary organs	1	0.0	0.1	0.1	0.00	0.02	1	0.0	0.1	0.1	0.01	0.01	C68
Eye	15	0.4	1.8	1.5	0.12	0.17	10	0.3	1.2	1.1	0.06	0.13	C69
Brain, nervous system	65	1.8	7.9	6.7	0.45	0.70	60	2.0	7.2	5.7	0.38	0.50	C70-72
Thyroid	33	0.9	4.0	3.3	0.28	0.33	72	2.4	8.6	7.1	0.57	0.68	C73
Adrenal gland	0	0.0	0.0	0.0	0.00	0.00	4	0.1	0.5	0.9	0.04	0.04	C74
Other endocrine	1	0.0	0.1	0.1	0.01	0.01	2	0.1	0.2	0.2	0.01	0.03	C75
Hodgkin lymphoma	23	0.7	2.8	2.6	0.17	0.22	9	0.3	1.1	1.1	0.07	0.07	C81
Non-Hodgkin lymphoma	139	4.0	17.0	14.7	0.82	1.69	100	3.3	11.9	8.5	0.41	0.96	C82-85,C96
Immunoproliferative diseases	7	0.2	0.9	0.7	0.04	0.08	2	0.1	0.2	0.1	0.00	0.00	C88
Multiple myeloma	48	1.4	5.9	4.7	0.27	0.56	38	1.2	4.5	3.2	0.19	0.40	C90
Lymphoid leukaemia	76	2.2	9.3	8.6	0.41	1.02	38	1.2	4.5	4.3	0.20	0.31	C91
Myeloid leukaemia	66	1.9	8.1	6.2	0.27	0.52	34	1.1	4.1	2.9	0.20	0.31	C92-94
Leukaemia unspecified	3	0.1	0.4	0.4	0.01	0.01	1	0.0	0.1	0.0	0.00	0.00	C95
Myeloproliferative disorders	16	0.5	2.0	1.5	0.07	0.16	22	0.7	2.6	1.9	0.14	0.23	MPD
Myelodysplastic syndromes	43	1.2	5.2	3.9	0.09	0.30	17	0.6	2.0	1.1	0.07	0.09	MDS
Other and unspecified	87	2.5	10.6	8.5	0.26	0.94	114	3.7	13.6	8.9	0.45	1.04	O&U
All sites	3517		429.3	346.5	17.51	40.87	3062		365.5	269.9	17.33	30.09	C00-96
All sites except C44	3517	100.0	429.3	346.5	17.51	40.87	3062	100.0	365.5	269.9	17.33	30.09	C00-96 exc. C44

Australia, New South Wales

REGISTRATION AREA

The New South Wales (NSW) Central Cancer Registry, which covers the state of NSW, was created in 1972. At the 2011 census, the NSW population was 6.9 million; Sydney is the state's most populous city (4.4 million). The state's other residents live in coastal towns and rural/remote areas. NSW has the country's largest Aboriginal population (172 000), accounting for 31.5% of all Aboriginal Australian residents. There is also a large migrant population (27%), predominantly from the United Kingdom, New Zealand, and Europe, and increasingly from Asia. A total of 61% of Australian residents self-identify as Christian, 22% as atheist or undeclared, and less than 3% each as Eastern Orthodox, Buddhist, Muslim, and Hindu.

CANCER CARE FACILITIES

Local health districts provide local cancer services, including inpatient and outpatient hospital care and community health care, and specialist cancer care centres provide outpatient radiotherapy and chemotherapy services. Cancer services are also provided by private facilities.

REGISTRY STRUCTURE AND METHODS

The NSW Central Cancer Registry is managed and funded by the Cancer Institute NSW on behalf of the Ministry of Health. The registry records all cases of invasive cancer, excluding non-melanoma skin cancers. Notification of cancer is mandatory for all NSW facilities that diagnose or treat cancer (as per the Public Health Act 1991). Approximately 50% of all notifications are electronic, and pathology reports are paper-based. The collected information is protected by the Public Health Act and kept confidential. Death registrations are provided by the Australian Bureau of Statistics, and the registry routinely matches cancer cases against records of all deaths in Australia to update follow-up information. A consolidated population and clinical cancer registry database is currently being built.

INTERPRETING THE RESULTS

NSW has screening programmes for breast cancer (among women aged 50–69 years, with estimated

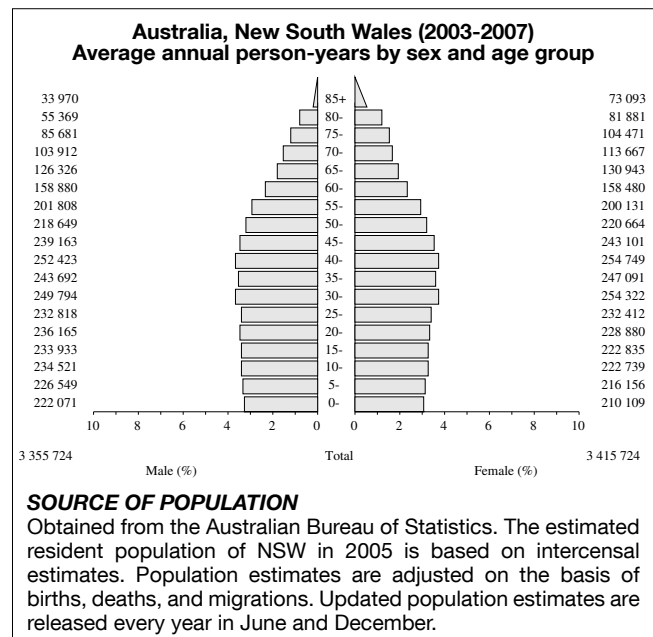
56% coverage) and cervical cancer (among women aged 20–69 years, with 60% coverage), which were both started in 1991.

USE OF THE DATA

The registry contributes to prevention programmes, planning, cancer control, and evaluation of screening programmes in NSW by providing timely and accurate data. An annual statistical report and tabulated data are made available through a web-based reporting module, and several other reports are available from the Cancer Institute NSW's website (<http://www.cancerinstitute.org.au/>). The registry also contributes to national and international publications. Unit record information is provided subject to approval from the registry's Research Ethics Committee.

CONTRIBUTORS

Sanchia Aranda	Deborah Baker
Elizabeth Tracey	Maria Arcorace
Aisling Raftery	Serina Faraji
Narelle Grayson	Clare Cook Yarborough



10 MAJOR CANCERS, ASR (WORLD) PER 100 000

Male		Female	
Prostate	111.1	Breast	82.5
Melanoma of skin	40.8	Melanoma of skin	28.4
Trachea, bronchus and lung	34.7	Colon	21.9
Colon	27.4	Trachea, bronchus and lung	19.2
Rectum	18.4	Thyroid	10.7
Non-Hodgkin lymphoma	14.5	Corpus uteri	10.4
Other and unspecified	11.0	Non-Hodgkin lymphoma	10.1
Kidney	10.2	Rectum	10.0
Bladder	9.1	Other and unspecified	8.6
Stomach	7.7	Ovary	7.8
All sites	375.9	All sites	273.1

Australia, New South Wales (2003-2007)

SITE	Male					Female					ICD-10		
	No. cases	Freq. (%)	Crude rate (per 100,000)	ASR world	Cum. rates 0-64 (%)	Cum. rates 0-74 (%)	No. cases	Freq. (%)	Crude rate (per 100,000)	ASR world		Cum. rates 0-64 (%)	Cum. rates 0-74 (%)
Lip	855	0.9	5.1	3.6	0.23	0.39	319	0.4	1.9	1.1	0.06	0.11	C00
Tongue	607	0.6	3.6	2.6	0.18	0.31	293	0.4	1.7	1.0	0.06	0.12	C01-02
Mouth	514	0.5	3.1	2.1	0.13	0.26	335	0.4	2.0	1.1	0.06	0.14	C03-06
Salivary glands	264	0.3	1.6	1.0	0.05	0.11	178	0.2	1.0	0.7	0.04	0.07	C07-08
Tonsil	293	0.3	1.7	1.3	0.10	0.15	92	0.1	0.5	0.4	0.03	0.05	C09
Other oropharynx	85	0.1	0.5	0.3	0.02	0.04	22	0.0	0.1	0.1	0.00	0.01	C10
Nasopharynx	197	0.2	1.2	0.9	0.07	0.09	72	0.1	0.4	0.3	0.03	0.03	C11
Hypopharynx	197	0.2	1.2	0.8	0.05	0.12	33	0.0	0.2	0.1	0.01	0.01	C12-13
Pharynx unspecified	94	0.1	0.6	0.4	0.02	0.05	25	0.0	0.1	0.1	0.00	0.01	C14
Oesophagus	1334	1.4	8.0	4.9	0.24	0.58	649	0.9	3.8	1.7	0.07	0.18	C15
Stomach	2104	2.2	12.5	7.7	0.35	0.91	1142	1.5	6.7	3.4	0.17	0.38	C16
Small intestine	314	0.3	1.9	1.2	0.08	0.14	245	0.3	1.4	0.8	0.06	0.09	C17
Colon	7484	7.7	44.6	27.4	1.19	3.36	7214	9.5	42.2	21.9	1.00	2.60	C18
Rectum	4768	4.9	28.4	18.4	0.98	2.29	2971	3.9	17.4	10.0	0.59	1.18	C19-20
Anus	229	0.2	1.4	0.9	0.06	0.10	248	0.3	1.5	0.9	0.06	0.11	C21
Liver	1379	1.4	8.2	5.4	0.32	0.62	634	0.8	3.7	1.9	0.09	0.22	C22
Gallbladder etc.	419	0.4	2.5	1.5	0.08	0.18	514	0.7	3.0	1.5	0.07	0.17	C23-24
Pancreas	1976	2.0	11.8	7.2	0.34	0.85	1946	2.6	11.4	5.3	0.21	0.60	C25
Nose, sinuses etc.	153	0.2	0.9	0.6	0.03	0.06	94	0.1	0.6	0.3	0.02	0.03	C30-31
Larynx	924	0.9	5.5	3.6	0.20	0.47	116	0.2	0.7	0.4	0.02	0.05	C32
Trachea, bronchus and lung	9665	9.9	57.6	34.7	1.44	4.26	5824	7.7	34.1	19.2	1.02	2.38	C33-34
Other thoracic organs	99	0.1	0.6	0.5	0.02	0.04	58	0.1	0.3	0.3	0.02	0.03	C37-38
Bone	209	0.2	1.2	1.2	0.07	0.09	138	0.2	0.8	0.7	0.05	0.06	C40-41
Melanoma of skin	10249	10.5	61.1	40.8	2.44	4.50	7153	9.4	41.9	28.4	1.98	3.01	C43
Other skin	26	0.2	0.2	0.1	0.00	0.01	26	0.2	0.2	0.1	0.01	0.01	C44
Mesothelioma	875	0.9	5.2	3.0	0.11	0.36	181	0.2	1.1	0.6	0.03	0.07	C45
Kaposi sarcoma	124	0.1	0.7	0.5	0.04	0.05	20	0.0	0.1	0.1	0.00	0.01	C46
Connective and soft tissue	480	0.5	2.9	2.1	0.12	0.21	372	0.5	2.2	1.7	0.10	0.16	C47+C49
Breast	179	0.2	1.1	0.7	0.03	0.08	20641	27.3	120.9	82.5	6.29	9.41	C50
Vulva							445	0.6	2.6	1.4	0.08	0.15	C51
Vagina							130	0.2	0.8	0.4	0.02	0.04	C52
Cervix uteri							1221	1.6	7.1	5.3	0.40	0.52	C53
Corpus uteri							2756	3.6	16.1	10.4	0.72	1.30	C54
Uterus unspecified							218	0.3	1.3	0.8	0.05	0.08	C55
Ovary							2105	2.8	12.3	7.8	0.51	0.88	C56
Other female genital organs							119	0.2	0.7	0.5	0.03	0.05	C57
Placenta							13	0.0	0.1	0.1	0.01	0.01	C58
Penis	139	0.1	0.8	0.5	0.03	0.06							C60
Prostate	29130	29.8	173.6	111.1	5.44	14.64							C61
Testis	1105	1.1	6.6	6.1	0.46	0.47							C62
Other male genital organs	41	0.0	0.2	0.1	0.01	0.01							C63
Kidney	2530	2.6	15.1	10.2	0.64	1.20	1385	1.8	8.1	5.0	0.29	0.57	C64
Renal pelvis	218	0.2	1.3	0.8	0.03	0.09	249	0.3	1.5	0.7	0.02	0.09	C65
Ureter	114	0.1	0.7	0.4	0.01	0.04	77	0.1	0.5	0.2	0.01	0.03	C66
Bladder	2668	2.7	15.9	9.1	0.32	0.98	1024	1.4	6.0	2.6	0.08	0.27	C67
Other urinary organs	48	0.0	0.3	0.2	0.00	0.02	19	0.0	0.1	0.1	0.00	0.01	C68
Eye	262	0.3	1.6	1.1	0.06	0.11	196	0.3	1.1	0.8	0.05	0.08	C69
Brain, nervous system	1430	1.5	8.5	6.5	0.42	0.69	1065	1.4	6.2	4.6	0.28	0.46	C70-72
Thyroid	713	0.7	4.2	3.3	0.24	0.34	2343	3.1	13.7	10.7	0.86	1.04	C73
Adrenal gland	67	0.1	0.4	0.4	0.02	0.03	56	0.1	0.3	0.3	0.02	0.03	C74
Other endocrine	33	0.0	0.2	0.2	0.01	0.01	20	0.0	0.1	0.1	0.01	0.01	C75
Hodgkin lymphoma	446	0.5	2.7	2.4	0.16	0.20	379	0.5	2.2	2.0	0.13	0.16	C81
Non-Hodgkin lymphoma	3639	3.7	21.7	14.5	0.83	1.65	2936	3.9	17.2	10.1	0.59	1.13	C82-85,C96
Immunoproliferative diseases	71	0.1	0.4	0.2	0.00	0.02	51	0.1	0.3	0.1	0.01	0.02	C88
Multiple myeloma	1278	1.3	7.6	4.7	0.23	0.56	978	1.3	5.7	3.0	0.14	0.35	C90
Lymphoid leukaemia	1398	1.4	8.3	6.3	0.31	0.59	881	1.2	5.2	3.7	0.18	0.32	C91
Myeloid leukaemia	1294	1.3	7.7	5.2	0.27	0.51	926	1.2	5.4	3.3	0.19	0.33	C92-94
Leukaemia unspecified	90	0.1	0.5	0.3	0.01	0.03	75	0.1	0.4	0.2	0.01	0.02	C95
Myeloproliferative disorders	697	0.7	4.2	2.7	0.14	0.29	585	0.8	3.4	1.9	0.10	0.20	MPD
Myelodysplastic syndromes	1092	1.1	6.5	3.3	0.07	0.29	822	1.1	4.8	1.9	0.05	0.19	MDS
Other and unspecified	3165	3.2	18.9	11.0	0.42	1.14	3122	4.1	18.3	8.6	0.37	0.91	O&U
All sites	97764		582.7	375.9	19.13	44.63	75751		443.5	273.1	17.33	30.52	C00-96
All sites except C44	97738	100.0	582.5	375.8	19.12	44.62	75725	100.0	443.4	273.0	17.33	30.51	C00-96 exc. C44

Australia, Northern Territory

REGISTRATION AREA

The Northern Territory Cancer Registry (NTCR) is a population-based registry established in 1981 to cover the entire population of the Northern Territory (NT), a sparsely settled area of 1.4 million km² in central and northern Australia. At the June 2011 census, the estimated population of the NT was 231 000. Approximately 30% of residents are Indigenous Australians, many of whom live in small, remote communities.

CANCER CARE FACILITIES

There are six hospitals (including two referral hospitals) and a well-developed private health care system in the larger towns. There is also an extensive network of primary health care centres in the more remote communities. The NT has significantly strengthened its Cancer Service in the past few years, with the opening of the Alan Walker Cancer Care Centre (AWCCC) in 2010. The AWCCC provides the latest radiation and chemotherapy treatments available, reducing the need for lengthy interstate travel for the majority of cancer patients.

REGISTRY STRUCTURE AND METHODS

The registry is located within the Health Gains Planning Branch of the state's Department of Health. Notification of NT cancer cases is mandatory for all NT hospitals and pathology laboratories, as well as for the Registry of Births, Deaths and Marriages, as per the Cancer (Registration) Act 2009. General practitioners and other health professionals are not required to notify but must provide information upon request. Data processing, coding, and database maintenance are performed under contract by the South Australian Cancer Registry. Data analysis and publication are performed by the Health Gains Planning Branch staff. No clinical data are collected, although there are plans to establish a clinical prostate cancer registry.

INTERPRETING THE RESULTS

Cancer incidence and mortality statistics are published separately for Indigenous and non-Indigenous residents. Indigenous Territorians have a very different

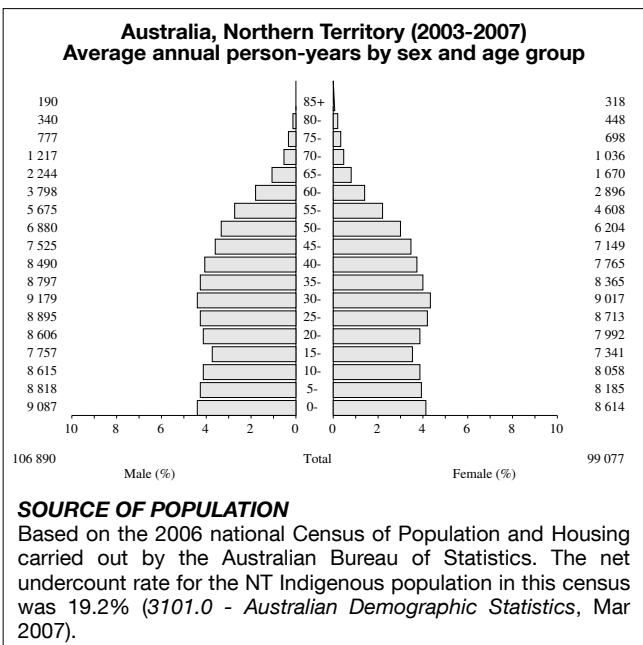
pattern of cancer incidence and survival for specific cancer sites than do other Australians; incidence is much higher for some cancers and lower for others, and cancer survival is lower in general. Screening programmes exist for breast cancer (among women aged 50–69 years, with estimated 42% coverage) and cervical cancer (among women aged 20–69 years, with 56% coverage).

USE OF THE DATA

Due to the small number of cases registered each year, the registry produces statistical reports only every few years. In recent years, registry data provided invaluable information for determining the feasibility of establishing a radiation oncology service within the NT.

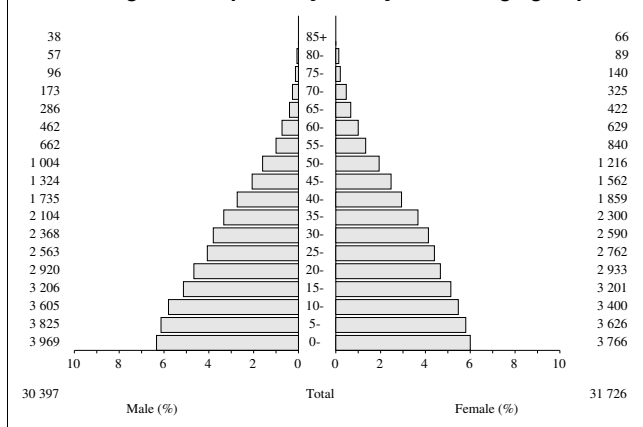
CONTRIBUTORS

Karen Dempsey
Lindy Garling
Xiaohua Zhang

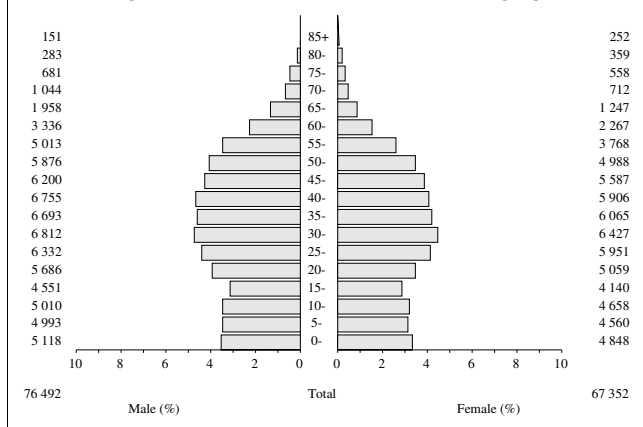


10 MAJOR CANCERS, ASR (WORLD) PER 100 000

Male		Female	
Prostate	74.7	Breast	60.3
Trachea, bronchus and lung	46.2	Trachea, bronchus and lung	22.9
Melanoma of skin	26.0	Melanoma of skin	18.8
Colon	24.8	Colon	17.1
Rectum	16.9	Corpus uteri	11.1
Other and unspecified	16.2	Other and unspecified	10.5
Bladder	16.0	Rectum	8.8
Non-Hodgkin lymphoma	12.4	Cervix uteri	8.3
Oesophagus	8.6	Non-Hodgkin lymphoma	7.1
Kidney	7.8	Thyroid	6.9
All sites	345.6	All sites	239.0

**Australia, Northern Territory: Indigenous (2003-2007)
Average annual person-years by sex and age group**

**AUSTRALIA, NORTHERN TERRITORY: INDIGENOUS
10 MAJOR CANCERS, ASR (WORLD) PER 100 000**

Male		Female	
Trachea, bronchus and lung	69.9	Breast	39.6
Prostate	36.2	Trachea, bronchus and lung	31.9
Other and unspecified	27.3	Other and unspecified	20.0
Rectum	17.7	Corpus uteri	17.6
Liver	13.7	Cervix uteri	15.7
Colon	13.3	Thyroid	10.3
Hypopharynx	12.1	Non-Hodgkin lymphoma	9.3
Bladder	11.3	Colon	8.5
Larynx	10.2	Myeloid leukaemia	7.5
Oesophagus	8.9	Gallbladder etc.	6.4
All sites	332.1	All sites	242.0

**Australia, Northern Territory: Non-Indigenous (2003-2007)
Average annual person-years by sex and age group**

**AUSTRALIA, NORTHERN TERRITORY: NON-INDIGENOUS
10 MAJOR CANCERS, ASR (WORLD) PER 100 000**

Male		Female	
Prostate	78.5	Breast	65.2
Trachea, bronchus and lung	42.6	Melanoma of skin	23.1
Melanoma of skin	28.6	Trachea, bronchus and lung	20.3
Colon	26.5	Colon	19.9
Rectum	16.7	Rectum	11.0
Bladder	16.4	Corpus uteri	8.5
Other and unspecified	14.0	Other and unspecified	7.0
Non-Hodgkin lymphoma	12.7	Non-Hodgkin lymphoma	6.3
Oesophagus	8.4	Cervix uteri	6.2
Kidney	8.4	Lymphoid leukaemia	6.1
All sites	344.2	All sites	235.3

Australia, Northern Territory (2003-2007)

SITE	Male					Female					ICD-10		
	No. cases	Freq. (%)	Crude rate (per 100,000)	ASR world	Cum. rates 0-64 0-74 (%)	No. cases	Freq. (%)	Crude rate (per 100,000)	ASR world	Cum. rates 0-64 0-74 (%)			
Lip	25	1.6	4.7	4.6	0.24	0.53	1	0.1	0.2	0.2	0.01	0.01	C00
Tongue	23	1.4	4.3	4.0	0.30	0.43	12	1.1	2.4	2.3	0.16	0.22	C01-02
Mouth	30	1.9	5.6	5.3	0.35	0.64	11	1.0	2.2	2.8	0.18	0.30	C03-06
Salivary glands	2	0.1	0.4	0.5	0.01	0.10	5	0.5	1.0	0.9	0.06	0.06	C07-08
Tonsil	26	1.6	4.9	4.6	0.31	0.61	1	0.1	0.2	0.2	0.02	0.02	C09
Other oropharynx	7	0.4	1.3	1.1	0.12	0.12	2	0.2	0.4	0.3	0.03	0.03	C10
Nasopharynx	7	0.4	1.3	1.2	0.08	0.16	4	0.4	0.8	0.6	0.06	0.06	C11
Hypopharynx	15	0.9	2.8	2.9	0.17	0.22	3	0.3	0.6	0.6	0.06	0.06	C12-13
Pharynx unspecified	6	0.4	1.1	1.4	0.03	0.16	1	0.1	0.2	0.2	0.02	0.02	C14
Oesophagus	40	2.5	7.5	8.6	0.40	1.05	10	0.9	2.0	2.8	0.06	0.24	C15
Stomach	17	1.1	3.2	3.5	0.18	0.56	12	1.1	2.4	3.1	0.19	0.54	C16
Small intestine	5	0.3	0.9	1.0	0.06	0.15	7	0.6	1.4	2.1	0.01	0.17	C17
Colon	109	6.8	20.4	24.8	1.04	3.34	69	6.3	13.9	17.1	0.84	1.78	C18
Rectum	81	5.0	15.2	16.9	0.81	1.84	38	3.5	7.7	8.8	0.64	1.10	C19-20
Anus	7	0.4	1.3	1.1	0.11	0.11	10	0.9	2.0	2.2	0.15	0.31	C21
Liver	24	1.5	4.5	4.7	0.29	0.47	10	0.9	2.0	1.9	0.15	0.24	C22
Gallbladder etc.	5	0.3	0.9	1.2	0.08	0.16	10	0.9	2.0	2.5	0.08	0.18	C23-24
Pancreas	30	1.9	5.6	7.2	0.23	0.99	13	1.2	2.6	3.5	0.18	0.40	C25
Nose, sinuses etc.	3	0.2	0.6	0.6	0.07	0.07	3	0.3	0.6	0.8	0.01	0.11	C30-31
Larynx	36	2.2	6.7	6.6	0.46	0.72	1	0.1	0.2	0.4	0.00	0.06	C32
Trachea, bronchus and lung	208	13.0	38.9	46.2	2.25	5.94	91	8.3	18.4	22.9	1.14	2.95	C33-34
Other thoracic organs	4	0.2	0.7	0.7	0.05	0.05	1	0.1	0.2	0.1	0.01	0.01	C37-38
Bone	4	0.2	0.7	0.8	0.04	0.12	0	0.0	0.0	0.0	0.00	0.00	C40-41
Melanoma of skin	149	9.3	27.9	26.0	1.96	2.76	101	9.2	20.4	18.8	1.36	1.89	C43
Other skin	33	2.0	6.2	5.6	0.38	0.63	13	1.2	2.6	2.4	0.20	0.20	C44
Mesothelioma	10	0.6	1.9	2.0	0.10	0.18	2	0.2	0.4	0.3	0.03	0.03	C45
Kaposi sarcoma	0	0.0	0.0	0.0	0.00	0.00	0	0.0	0.0	0.0	0.00	0.00	C46
Connective and soft tissue	13	0.8	2.4	2.1	0.19	0.19	7	0.6	1.4	1.2	0.08	0.08	C47+C49
Breast	3	0.2	0.6	0.5	0.04	0.04	303	27.7	61.2	60.3	4.68	6.56	C50
Vulva							15	1.4	3.0	3.0	0.21	0.27	C51
Vagina							3	0.3	0.6	0.6	0.04	0.04	C52
Cervix uteri							45	4.1	9.1	8.3	0.51	0.82	C53
Corpus uteri							52	4.8	10.5	11.1	0.79	1.20	C54
Uterus unspecified							0	0.0	0.0	0.0	0.00	0.00	C55
Ovary							28	2.6	5.7	5.4	0.45	0.51	C56
Other female genital organs							1	0.1	0.2	0.2	0.02	0.02	C57
Placenta							1	0.1	0.2	0.2	0.01	0.01	C58
Penis	1	0.1	0.2	0.1	0.01	0.01							C60
Prostate	317	19.8	59.3	74.7	3.31	9.42							C61
Testis	31	1.9	5.8	5.0	0.35	0.44							C62
Other male genital organs	3	0.2	0.6	0.5	0.02	0.07							C63
Kidney	38	2.4	7.1	7.8	0.53	1.05	15	1.4	3.0	3.5	0.22	0.34	C64
Renal pelvis	4	0.2	0.7	1.1	0.03	0.11	2	0.2	0.4	0.7	0.00	0.12	C65
Ureter	0	0.0	0.0	0.0	0.00	0.00	1	0.1	0.2	0.3	0.00	0.00	C66
Bladder	67	4.2	12.5	16.0	0.60	1.66	16	1.5	3.2	4.2	0.15	0.55	C67
Other urinary organs	1	0.1	0.2	0.2	0.01	0.01	0	0.0	0.0	0.0	0.00	0.00	C68
Eye	5	0.3	0.9	1.4	0.05	0.10	4	0.4	0.8	0.8	0.06	0.06	C69
Brain, nervous system	29	1.8	5.4	5.6	0.33	0.59	15	1.4	3.0	3.2	0.22	0.32	C70-72
Thyroid	13	0.8	2.4	2.2	0.14	0.27	36	3.3	7.3	6.9	0.51	0.82	C73
Adrenal gland	0	0.0	0.0	0.0	0.00	0.00	1	0.1	0.2	0.3	0.01	0.01	C74
Other endocrine	2	0.1	0.4	0.4	0.02	0.02	0	0.0	0.0	0.0	0.00	0.00	C75
Hodgkin lymphoma	10	0.6	1.9	2.1	0.10	0.19	7	0.6	1.4	1.4	0.08	0.08	C81
Non-Hodgkin lymphoma	62	3.9	11.6	12.4	0.65	1.50	33	3.0	6.7	7.1	0.45	0.60	C82-85,C96
Immunoproliferative diseases	1	0.1	0.2	0.3	0.00	0.04	0	0.0	0.0	0.0	0.00	0.00	C88
Multiple myeloma	18	1.1	3.4	4.3	0.13	0.55	9	0.8	1.8	2.6	0.04	0.26	C90
Lymphoid leukaemia	23	1.4	4.3	5.2	0.28	0.36	16	1.5	3.2	4.6	0.16	0.66	C91
Myeloid leukaemia	21	1.3	3.9	4.1	0.27	0.31	19	1.7	3.8	4.5	0.18	0.49	C92-94
Leukaemia unspecified	1	0.1	0.2	0.3	0.00	0.00	2	0.2	0.4	0.4	0.02	0.02	C95
Myeloproliferative disorders	0	0.0	0.0	0.0	0.00	0.00	0	0.0	0.0	0.0	0.00	0.00	MPD
Myelodysplastic syndromes	0	0.0	0.0	0.0	0.00	0.00	0	0.0	0.0	0.0	0.00	0.00	MDS
Other and unspecified	69	4.3	12.9	16.2	0.64	1.70	45	4.1	9.1	10.5	0.42	1.24	O&U
All sites	1638		306.5	345.6	17.82	40.73	1107		223.5	239.0	14.97	26.10	C00-96
All sites except C44	1605	100.0	300.3	340.0	17.45	40.10	1094	100.0	220.8	236.6	14.76	25.90	C00-96 exc. C44

Australia, Northern Territory: Indigenous (2003-2007)

SITE	Male						Female						ICD-10
	No. cases	Freq. (%)	Crude rate (per 100,000)	ASR world	Cum. rates 0-64 (%)	Cum. rates 0-74 (%)	No. cases	Freq. (%)	Crude rate (per 100,000)	ASR world	Cum. rates 0-64 (%)	Cum. rates 0-74 (%)	
Lip	1	0.4	0.7	1.0	0.10	0.10	0	0.0	0.0	0.0	0.00	0.00	C00
Tongue	6	2.4	3.9	4.6	0.38	0.38	6	2.4	3.8	5.2	0.40	0.40	C01-02
Mouth	8	3.2	5.3	6.7	0.37	0.37	3	1.2	1.9	3.6	0.28	0.51	C03-06
Salivary glands	2	0.8	1.3	3.2	0.08	0.65	1	0.4	0.6	0.6	0.03	0.03	C07-08
Tonsil	7	2.8	4.6	5.8	0.51	0.51	1	0.4	0.6	0.8	0.08	0.08	C09
Other oropharynx	4	1.6	2.6	4.3	0.48	0.48	2	0.8	1.3	1.4	0.12	0.12	C10
Nasopharynx	1	0.4	0.7	0.5	0.04	0.04	1	0.4	0.6	0.5	0.04	0.04	C11
Hypopharynx	9	3.6	5.9	12.1	0.64	0.64	3	1.2	1.9	2.6	0.28	0.28	C12-13
Pharynx unspecified	0	0.0	0.0	0.0	0.00	0.00	1	0.4	0.6	0.8	0.08	0.08	C14
Oesophagus	9	3.6	5.9	8.9	0.88	0.88	1	0.4	0.6	1.4	0.00	0.00	C15
Stomach	3	1.2	2.0	5.2	0.10	0.45	6	2.4	3.8	5.7	0.50	0.81	C16
Small intestine	2	0.8	1.3	3.3	0.15	0.50	1	0.4	0.6	1.4	0.00	0.24	C17
Colon	10	4.0	6.6	13.3	0.67	1.95	9	3.5	5.7	8.5	0.64	0.88	C18
Rectum	14	5.7	9.2	17.7	0.97	2.02	2	0.8	1.3	1.4	0.12	0.12	C19-20
Anus	3	1.2	2.0	3.6	0.43	0.43	5	2.0	3.2	4.5	0.48	0.48	C21
Liver	9	3.6	5.9	13.7	0.61	1.31	6	2.4	3.8	4.8	0.48	0.48	C22
Gallbladder etc.	3	1.2	2.0	5.8	0.43	1.01	6	2.4	3.8	6.4	0.41	0.71	C23-24
Pancreas	6	2.4	3.9	7.4	0.88	0.88	4	1.6	2.5	5.4	0.12	0.36	C25
Nose, sinuses etc.	2	0.8	1.3	2.9	0.37	0.37	3	1.2	1.9	3.3	0.05	0.36	C30-31
Larynx	9	3.6	5.9	10.2	0.88	1.22	1	0.4	0.6	1.4	0.00	0.24	C32
Trachea, bronchus and lung	50	20.2	32.9	69.9	5.52	9.00	28	11.0	17.7	31.9	2.38	4.49	C33-34
Other thoracic organs	2	0.8	1.3	1.9	0.18	0.18	0	0.0	0.0	0.0	0.00	0.00	C37-38
Bone	1	0.4	0.7	2.3	0.00	0.58	0	0.0	0.0	0.0	0.00	0.00	C40-41
Melanoma of skin	2	0.8	1.3	2.7	0.05	0.40	3	1.2	1.9	1.9	0.16	0.16	C43
Other skin	6	2.4	3.9	6.1	0.63	0.63	7	2.8	4.4	5.7	0.55	0.55	C44
Mesothelioma	1	0.4	0.7	1.2	0.15	0.15	0	0.0	0.0	0.0	0.00	0.00	C45
Kaposi sarcoma	0	0.0	0.0	0.0	0.00	0.00	0	0.0	0.0	0.0	0.00	0.00	C46
Connective and soft tissue	4	1.6	2.6	3.0	0.28	0.28	0	0.0	0.0	0.0	0.00	0.00	C47+C49
Breast	1	0.4	0.7	0.9	0.08	0.08	43	16.9	27.1	39.6	2.90	5.39	C50
Vulva							7	2.8	4.4	4.6	0.41	0.41	C51
Vagina							1	0.4	0.6	1.0	0.12	0.12	C52
Cervix uteri							18	7.1	11.3	15.7	0.81	1.59	C53
Corpus uteri							20	7.9	12.6	17.6	1.54	2.08	C54
Uterus unspecified							0	0.0	0.0	0.0	0.00	0.00	C55
Ovary							6	2.4	3.8	5.2	0.22	0.22	C56
Other female genital organs							0	0.0	0.0	0.0	0.00	0.00	C57
Placenta							1	0.4	0.6	0.8	0.06	0.06	C58
Penis	0	0.0	0.0	0.0	0.00	0.00							C60
Prostate	21	8.5	13.8	36.2	1.79	4.92							C61
Testis	2	0.8	1.3	1.2	0.07	0.07							C62
Other male genital organs	2	0.8	1.3	1.1	0.09	0.09							C63
Kidney	3	1.2	2.0	5.6	0.43	0.78	4	1.6	2.5	3.5	0.37	0.37	C64
Renal pelvis	0	0.0	0.0	0.0	0.00	0.00	0	0.0	0.0	0.0	0.00	0.00	C65
Ureter	0	0.0	0.0	0.0	0.00	0.00	0	0.0	0.0	0.0	0.00	0.00	C66
Bladder	7	2.8	4.6	11.3	0.85	0.85	1	0.4	0.6	1.2	0.00	0.31	C67
Other urinary organs	1	0.4	0.7	0.9	0.08	0.08	0	0.0	0.0	0.0	0.00	0.00	C68
Eye	1	0.4	0.7	2.1	0.00	0.35	0	0.0	0.0	0.0	0.00	0.00	C69
Brain, nervous system	2	0.8	1.3	1.5	0.13	0.13	6	2.4	3.8	5.0	0.37	0.68	C70-72
Thyroid	4	1.6	2.6	5.9	0.16	0.86	12	4.7	7.6	10.3	0.74	1.29	C73
Adrenal gland	0	0.0	0.0	0.0	0.00	0.00	0	0.0	0.0	0.0	0.00	0.00	C74
Other endocrine	0	0.0	0.0	0.0	0.00	0.00	0	0.0	0.0	0.0	0.00	0.00	C75
Hodgkin lymphoma	3	1.2	2.0	2.0	0.13	0.13	1	0.4	0.6	0.5	0.03	0.03	C81
Non-Hodgkin lymphoma	8	3.2	5.3	7.9	0.25	0.82	10	3.9	6.3	9.3	0.54	1.08	C82-85,C96
Immunoproliferative diseases	0	0.0	0.0	0.0	0.00	0.00	0	0.0	0.0	0.0	0.00	0.00	C88
Multiple myeloma	2	0.8	1.3	4.6	0.00	1.15	0	0.0	0.0	0.0	0.00	0.00	C90
Lymphoid leukaemia	2	0.8	1.3	2.3	0.24	0.24	1	0.4	0.6	0.5	0.03	0.03	C91
Myeloid leukaemia	2	0.8	1.3	1.8	0.18	0.18	9	3.5	5.7	7.5	0.33	1.18	C92-94
Leukaemia unspecified	1	0.4	0.7	2.1	0.00	0.00	1	0.4	0.6	0.5	0.04	0.04	C95
Myeloproliferative disorders	0	0.0	0.0	0.0	0.00	0.00	0	0.0	0.0	0.0	0.00	0.00	MPD
Myelodysplastic syndromes	0	0.0	0.0	0.0	0.00	0.00	0	0.0	0.0	0.0	0.00	0.00	MDS
Other and unspecified	17	6.9	11.2	27.3	1.13	2.98	20	7.9	12.6	20.0	0.81	2.83	O&U
All sites	253		166.5	332.1	21.39	39.12	261		164.5	242.0	16.53	29.14	C00-96
All sites except C44	247	100.0	162.5	326.0	20.76	38.49	254	100.0	160.1	236.4	15.98	28.58	C00-96 exc. C44

Australia, Northern Territory: Non-Indigenous (2003-2007)

SITE	Male					Female					ICD-10		
	No. cases	Freq. (%)	Crude rate (per 100,000)	ASR world	Cum. rates 0-64 (%)	Cum. rates 0-74 (%)	No. cases	Freq. (%)	Crude rate (per 100,000)	ASR world		Cum. rates 0-64 (%)	Cum. rates 0-74 (%)
Lip	22	1.7	5.8	5.1	0.25	0.59	1	0.1	0.3	0.2	0.02	0.02	C00
Tongue	17	1.3	4.4	3.6	0.26	0.41	6	0.7	1.8	1.5	0.09	0.17	C01-02
Mouth	22	1.7	5.8	4.7	0.31	0.65	8	1.0	2.4	2.5	0.16	0.24	C03-06
Salivary glands	0	0.0	0.0	0.0	0.00	0.00	4	0.5	1.2	0.8	0.07	0.07	C07-08
Tonsil	19	1.4	5.0	4.2	0.26	0.60	0	0.0	0.0	0.0	0.00	0.00	C09
Other oropharynx	3	0.2	0.8	0.6	0.07	0.07	0	0.0	0.0	0.0	0.00	0.00	C10
Nasopharynx	6	0.5	1.6	1.4	0.08	0.18	3	0.4	0.9	0.6	0.06	0.06	C11
Hypopharynx	6	0.5	1.6	1.4	0.10	0.15	0	0.0	0.0	0.0	0.00	0.00	C12-13
Pharynx unspecified	6	0.5	1.6	1.6	0.03	0.18	0	0.0	0.0	0.0	0.00	0.00	C14
Oesophagus	31	2.3	8.1	8.4	0.31	1.06	9	1.1	2.7	3.2	0.08	0.32	C15
Stomach	14	1.1	3.7	3.3	0.18	0.57	6	0.7	1.8	2.5	0.11	0.48	C16
Small intestine	3	0.2	0.8	0.7	0.05	0.10	6	0.7	1.8	2.3	0.02	0.16	C17
Colon	98	7.4	25.6	26.5	1.06	3.52	60	7.2	17.8	19.9	0.90	2.14	C18
Rectum	67	5.0	17.5	16.7	0.77	1.81	36	4.3	10.7	11.0	0.77	1.43	C19-20
Anus	4	0.3	1.0	0.7	0.07	0.07	5	0.6	1.5	1.7	0.06	0.28	C21
Liver	15	1.1	3.9	3.5	0.25	0.35	4	0.5	1.2	1.2	0.05	0.20	C22
Gallbladder etc.	2	0.2	0.5	0.5	0.03	0.03	4	0.5	1.2	1.3	0.00	0.00	C23-24
Pancreas	24	1.8	6.3	7.2	0.13	1.02	9	1.1	2.7	3.1	0.20	0.42	C25
Nose, sinuses etc.	1	0.1	0.3	0.2	0.03	0.03	0	0.0	0.0	0.0	0.00	0.00	C30-31
Larynx	27	2.0	7.1	6.0	0.40	0.64	0	0.0	0.0	0.0	0.00	0.00	C32
Trachea, bronchus and lung	158	11.9	41.3	42.6	1.75	5.48	63	7.6	18.7	20.3	0.82	2.50	C33-34
Other thoracic organs	2	0.2	0.5	0.7	0.04	0.04	1	0.1	0.3	0.2	0.02	0.02	C37-38
Bone	2	0.2	0.5	0.3	0.03	0.03	0	0.0	0.0	0.0	0.00	0.00	C40-41
Melanoma of skin	136	10.2	35.6	28.6	2.17	2.95	92	11.1	27.3	23.1	1.62	2.36	C43
Other skin	26	2.0	6.8	5.4	0.34	0.63	6	0.7	1.8	1.4	0.10	0.10	C44
Mesothelioma	9	0.7	2.4	2.2	0.09	0.19	2	0.2	0.6	0.4	0.04	0.04	C45
Kaposi sarcoma	0	0.0	0.0	0.0	0.00	0.00	0	0.0	0.0	0.0	0.00	0.00	C46
Connective and soft tissue	9	0.7	2.4	1.9	0.17	0.17	7	0.8	2.1	1.6	0.10	0.10	C47+C49
Breast	2	0.2	0.5	0.4	0.04	0.04	257	31.0	76.3	65.2	5.13	6.73	C50
Vulva							8	1.0	2.4	2.5	0.15	0.23	C51
Vagina							2	0.2	0.6	0.6	0.02	0.02	C52
Cervix uteri							27	3.3	8.0	6.2	0.43	0.57	C53
Corpus uteri							30	3.6	8.9	8.5	0.50	0.86	C54
Uterus unspecified							0	0.0	0.0	0.0	0.00	0.00	C55
Ovary							22	2.7	6.5	5.5	0.50	0.58	C56
Other female genital organs							1	0.1	0.3	0.2	0.02	0.02	C57
Placenta							0	0.0	0.0	0.0	0.00	0.00	C58
Penis	1	0.1	0.3	0.2	0.01	0.01							C60
Prostate	284	21.4	74.3	78.5	3.39	9.82							C61
Testis	28	2.1	7.3	6.0	0.43	0.52							C62
Other male genital organs	1	0.1	0.3	0.3	0.00	0.05							C63
Kidney	35	2.6	9.2	8.4	0.56	1.11	11	1.3	3.3	3.6	0.19	0.35	C64
Renal pelvis	4	0.3	1.0	1.3	0.03	0.13	2	0.2	0.6	1.0	0.00	0.16	C65
Ureter	0	0.0	0.0	0.0	0.00	0.00	1	0.1	0.3	0.4	0.00	0.00	C66
Bladder	59	4.4	15.4	16.4	0.57	1.80	15	1.8	4.5	5.0	0.18	0.62	C67
Other urinary organs	0	0.0	0.0	0.0	0.00	0.00	0	0.0	0.0	0.0	0.00	0.00	C68
Eye	4	0.3	1.0	1.6	0.07	0.07	4	0.5	1.2	1.0	0.08	0.08	C69
Brain, nervous system	27	2.0	7.1	6.6	0.39	0.69	9	1.1	2.7	2.6	0.19	0.19	C70-72
Thyroid	9	0.7	2.4	1.7	0.13	0.18	23	2.8	6.8	5.6	0.42	0.64	C73
Adrenal gland	0	0.0	0.0	0.0	0.00	0.00	1	0.1	0.3	0.5	0.02	0.02	C74
Other endocrine	2	0.2	0.5	0.8	0.04	0.04	0	0.0	0.0	0.0	0.00	0.00	C75
Hodgkin lymphoma	7	0.5	1.8	1.8	0.08	0.19	6	0.7	1.8	1.7	0.10	0.10	C81
Non-Hodgkin lymphoma	54	4.1	14.1	12.7	0.69	1.58	23	2.8	6.8	6.3	0.43	0.43	C82-85,C96
Immunoproliferative diseases	1	0.1	0.3	0.3	0.00	0.05	0	0.0	0.0	0.0	0.00	0.00	C88
Multiple myeloma	16	1.2	4.2	4.3	0.16	0.45	9	1.1	2.7	3.4	0.05	0.35	C90
Lymphoid leukaemia	21	1.6	5.5	6.0	0.31	0.41	15	1.8	4.5	6.1	0.20	0.92	C91
Myeloid leukaemia	19	1.4	5.0	4.8	0.29	0.35	10	1.2	3.0	3.0	0.13	0.21	C92-94
Leukaemia unspecified	0	0.0	0.0	0.0	0.00	0.00	1	0.1	0.3	0.5	0.02	0.02	C95
Myeloproliferative disorders	0	0.0	0.0	0.0	0.00	0.00	0	0.0	0.0	0.0	0.00	0.00	MPD
Myelodysplastic syndromes	0	0.0	0.0	0.0	0.00	0.00	0	0.0	0.0	0.0	0.00	0.00	MDS
Other and unspecified	51	3.8	13.3	14.0	0.53	1.47	25	3.0	7.4	7.0	0.31	0.61	O&U
All sites	1354		354.0	344.2	16.93	40.44	834		247.7	235.3	14.37	24.84	C00-96
All sites except C44	1328	100.0	347.2	338.8	16.60	39.81	828	100.0	245.9	233.8	14.26	24.73	C00-96 exc. C44

Australia, Queensland

REGISTRATION AREA

The Queensland Cancer Registry (QCR) was established on 1 January 1982 and collects data relevant to the state of Queensland, which occupies the north-eastern portion of the Australian continent. Queensland is the second largest of the six Australian states and has a subtropical to tropical climate. The state has the second fastest growing population in the country. At the 2006 census, the Queensland population was 3.9 million, representing 19% of the overall Australian population. Torres Strait Islanders and other Aboriginal Australians represent approximately 3.3% of the state's overall population.

CANCER CARE FACILITIES

Specialist cancer treatment is provided primarily by the major Brisbane hospitals, both public and private, and large regional hospitals also provide specialized treatment. In addition, some oncology specialists visit patients at regional centres. Radium treatment is available at 12 private and public facilities throughout the state.

REGISTRY STRUCTURE AND METHODS

The registry is located at the Cancer Council Queensland and is funded by the Queensland Department of Health. It has a core staff of 14 permanent employees, supported by additional temporary employees. The registry operates under an Act of Parliament that requires mandatory notification of all cancer cases in Queensland by all hospitals (public, private, and psychiatric), nursing homes, and pathology laboratories. Death certificates are accessed when the cause of death is cancer, and also for patients dying of other causes. All releases of registry data strictly adhere to the governing legislation regarding privacy and confidentiality.

INTERPRETING THE RESULTS

Initiatives undertaken recently include the expansion of facilities providing notifications electronically and the introduction of a scanned record system, both of which have helped increase the quality of data provided. Screening programmes exist for breast

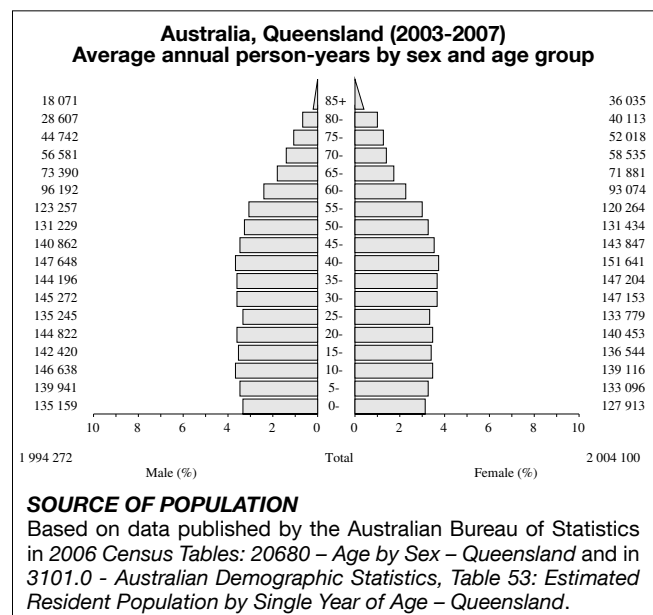
cancer (among women aged 50–69 years, with estimated 58% coverage), cervical cancer (among women aged 20–69 years, with 58% coverage), and – since 2006 – colorectal cancer (among individuals aged 50–65 years).

USE OF THE DATA

The registry's purpose is to collect data that describe the nature and extent of cancer in Queensland. The QCR does not perform research itself, but it does provide data to researchers undertaking approved epidemiological studies. Policy-makers also use registry data for planning and evaluating health services. QCR data are released annually in the publication *Cancer in Queensland – Incidence, Mortality, Survival and Prevalence*, and are submitted to national bodies for Australia-wide statistical publication and analysis.

CONTRIBUTORS

Joanne Aitken
Carly Scott



10 MAJOR CANCERS, ASR (WORLD) PER 100 000

Male		Female	
Prostate	106.5	Breast	84.3
Melanoma of skin	52.9	Melanoma of skin	38.6
Trachea, bronchus and lung	38.2	Colon	23.6
Colon	29.4	Trachea, bronchus and lung	19.8
Rectum	18.5	Corpus uteri	11.5
Bladder	14.1	Thyroid	11.0
Non-Hodgkin lymphoma	13.9	Rectum	10.1
Kidney	10.6	Non-Hodgkin lymphoma	10.0
Other and unspecified	9.3	Ovary	7.4
Stomach	7.2	Other and unspecified	7.3
All sites	397.4	All sites	291.3

Australia, Queensland (2003-2007)

SITE	Male					Female					ICD-10		
	No. cases	Freq. (%)	Crude rate (per 100,000)	ASR world	Cum. rates 0-64 0-74 (%)	No. cases	Freq. (%)	Crude rate (per 100,000)	ASR world	Cum. rates 0-64 0-74 (%)			
Lip	784	1.4	7.9	5.8	0.39	0.63	246	0.6	2.5	1.5	0.08	0.18	C00
Tongue	386	0.7	3.9	2.9	0.22	0.35	184	0.4	1.8	1.2	0.09	0.14	C01-02
Mouth	344	0.6	3.4	2.5	0.16	0.31	203	0.5	2.0	1.3	0.08	0.15	C03-06
Salivary glands	199	0.3	2.0	1.3	0.06	0.13	116	0.3	1.2	0.8	0.05	0.08	C07-08
Tonsil	275	0.5	2.8	2.1	0.17	0.24	60	0.1	0.6	0.4	0.04	0.05	C09
Other oropharynx	58	0.1	0.6	0.4	0.03	0.05	17	0.0	0.2	0.1	0.01	0.01	C10
Nasopharynx	58	0.1	0.6	0.4	0.03	0.05	24	0.1	0.2	0.2	0.02	0.02	C11
Hypopharynx	145	0.3	1.5	1.0	0.06	0.13	27	0.1	0.3	0.2	0.02	0.03	C12-13
Pharynx unspecified	100	0.2	1.0	0.7	0.04	0.09	15	0.0	0.1	0.1	0.01	0.01	C14
Oesophagus	774	1.3	7.8	5.1	0.27	0.58	349	0.8	3.5	1.8	0.07	0.21	C15
Stomach	1125	1.9	11.3	7.2	0.30	0.80	536	1.2	5.3	3.0	0.13	0.34	C16
Small intestine	201	0.3	2.0	1.4	0.08	0.17	171	0.4	1.7	1.1	0.06	0.14	C17
Colon	4509	7.8	45.2	29.4	1.22	3.61	4134	9.4	41.3	23.6	1.03	2.82	C18
Rectum	2674	4.6	26.8	18.5	1.03	2.35	1625	3.7	16.2	10.1	0.57	1.21	C19-20
Anus	137	0.2	1.4	0.9	0.05	0.10	193	0.4	1.9	1.3	0.08	0.15	C21
Liver	638	1.1	6.4	4.4	0.26	0.52	254	0.6	2.5	1.5	0.08	0.17	C22
Gallbladder etc.	245	0.4	2.5	1.6	0.08	0.17	304	0.7	3.0	1.6	0.08	0.18	C23-24
Pancreas	1088	1.9	10.9	7.1	0.33	0.85	930	2.1	9.3	4.9	0.20	0.53	C25
Nose, sinuses etc.	76	0.1	0.8	0.6	0.04	0.06	42	0.1	0.4	0.3	0.02	0.03	C30-31
Larynx	545	0.9	5.5	3.8	0.22	0.47	61	0.1	0.6	0.4	0.02	0.05	C32
Trachea, bronchus and lung	5900	10.2	59.2	38.2	1.64	4.76	3218	7.3	32.1	19.8	1.03	2.47	C33-34
Other thoracic organs	42	0.1	0.4	0.4	0.02	0.03	30	0.1	0.3	0.3	0.02	0.02	C37-38
Bone	128	0.2	1.3	1.2	0.08	0.09	95	0.2	0.9	0.9	0.05	0.07	C40-41
Melanoma of skin	7402	12.8	74.2	52.9	3.29	5.84	5328	12.2	53.2	38.6	2.72	4.01	C43
Other skin	298	0.5	3.0	1.9	0.08	0.18	176	0.4	1.8	1.1	0.06	0.12	C44
Mesothelioma	492	0.9	4.9	3.1	0.12	0.39	92	0.2	0.9	0.6	0.03	0.07	C45
Kaposi sarcoma	24	0.0	0.2	0.2	0.02	0.02	4	0.0	0.0	0.0	0.00	0.00	C46
Connective and soft tissue	360	0.6	3.6	2.6	0.14	0.25	265	0.6	2.6	2.0	0.12	0.19	C47+C49
Breast	109	0.2	1.1	0.7	0.04	0.08	11939	27.2	119.1	84.3	6.30	9.72	C50
Vulva							208	0.5	2.1	1.2	0.08	0.12	C51
Vagina							62	0.1	0.6	0.4	0.02	0.04	C52
Cervix uteri							810	1.8	8.1	6.3	0.47	0.59	C53
Corpus uteri							1695	3.9	16.9	11.5	0.80	1.46	C54
Uterus unspecified							82	0.2	0.8	0.5	0.03	0.05	C55
Ovary							1105	2.5	11.0	7.4	0.47	0.83	C56
Other female genital organs							72	0.2	0.7	0.5	0.03	0.06	C57
Placenta							17	0.0	0.2	0.2	0.01	0.01	C58
Penis	68	0.1	0.7	0.5	0.02	0.05							C60
Prostate	15789	27.3	158.3	106.5	5.35	13.95							C61
Testis	624	1.1	6.3	5.7	0.43	0.44							C62
Other male genital organs	17	0.0	0.2	0.1	0.01	0.01							C63
Kidney	1525	2.6	15.3	10.6	0.64	1.23	764	1.7	7.6	5.0	0.29	0.57	C64
Renal pelvis	117	0.2	1.2	0.7	0.02	0.08	152	0.3	1.5	0.8	0.02	0.09	C65
Ureter	70	0.1	0.7	0.4	0.01	0.06	61	0.1	0.6	0.3	0.01	0.03	C66
Bladder	2254	3.9	22.6	14.1	0.55	1.60	701	1.6	7.0	3.8	0.15	0.43	C67
Other urinary organs	28	0.0	0.3	0.2	0.01	0.02	10	0.0	0.1	0.0	0.00	0.00	C68
Eye	172	0.3	1.7	1.4	0.08	0.14	130	0.3	1.3	0.9	0.05	0.10	C69
Brain, nervous system	823	1.4	8.3	6.6	0.42	0.68	537	1.2	5.4	4.0	0.25	0.41	C70-72
Thyroid	455	0.8	4.6	3.5	0.25	0.38	1364	3.1	13.6	11.0	0.87	1.06	C73
Adrenal gland	27	0.0	0.3	0.3	0.01	0.02	35	0.1	0.3	0.3	0.02	0.03	C74
Other endocrine	10	0.0	0.1	0.1	0.01	0.01	12	0.0	0.1	0.1	0.01	0.01	C75
Hodgkin lymphoma	216	0.4	2.2	2.0	0.13	0.17	195	0.4	1.9	1.8	0.12	0.15	C81
Non-Hodgkin lymphoma	1969	3.4	19.7	13.9	0.79	1.53	1596	3.6	15.9	10.0	0.58	1.13	C82-85,C96
Immunoproliferative diseases	44	0.1	0.4	0.3	0.01	0.03	25	0.1	0.2	0.2	0.00	0.02	C88
Multiple myeloma	617	1.1	6.2	3.9	0.18	0.43	464	1.1	4.6	2.7	0.14	0.32	C90
Lymphoid leukaemia	886	1.5	8.9	7.0	0.38	0.70	539	1.2	5.4	4.2	0.23	0.42	C91
Myeloid leukaemia	712	1.2	7.1	5.0	0.23	0.52	519	1.2	5.2	3.4	0.19	0.33	C92-94
Leukaemia unspecified	20	0.0	0.2	0.2	0.01	0.01	23	0.1	0.2	0.1	0.01	0.01	C95
Myeloproliferative disorders	456	0.8	4.6	3.1	0.18	0.35	334	0.8	3.3	2.1	0.13	0.23	MPD
Myelodysplastic syndromes	686	1.2	6.9	3.9	0.09	0.38	444	1.0	4.4	2.1	0.07	0.20	MDS
Other and unspecified	1465	2.5	14.7	9.3	0.39	1.00	1424	3.2	14.2	7.3	0.32	0.75	O&U
All sites	58166		583.3	397.4	20.70	47.10	44018		439.3	291.3	18.43	32.61	C00-96
All sites except C44	57868	100.0	580.3	395.5	20.62	46.93	43842	100.0	437.5	290.2	18.37	32.49	C00-96 exc. C44

South Australia

REGISTRATION AREA

The South Australian Cancer Registry (SACR) provides population-based statistics on cancer incidence, mortality, and case fatality (survival) for the residents of the state of South Australia (SA), which has a population of 1.6 million. Data from the registry, the second oldest in the country, are now available for the diagnostic period of 1977–2009. The registry's objectives are to document all new cases of invasive cancer diagnosed in SA and to track their progress.

CANCER CARE FACILITIES

Cancer diagnostic and treatment services in SA are covered for all citizens and permanent residents by Medicare Australia, the publicly funded national health insurance system. Supplemental private medical insurance is also available to those who wish to increase their care options. Care is provided by both public and private hospitals and clinics. General practitioners are privately employed; some charge patients an out-of-pocket fee, while others do not.

REGISTRY STRUCTURE AND METHODS

The SACR collects a minimum dataset for each cancer case, including elements such as place of residence, sex, date of birth, date of diagnosis, cancer site and morphology, means of diagnosis, whether there were multiple primary sites of cancer, race, and country of birth. When applicable, the registry also records date, place, and cause of death. The registry's primary sources of information include pathology laboratories, hospitals, radiotherapy departments, and the Registrar of Births, Deaths and Marriages. Notification by these sources is mandated by the SA cancer regulations.

INTERPRETING THE RESULTS

Although melanomas and in situ cancers of the bladder and female breast are included in data collection, they are excluded from the annual local report. A screening

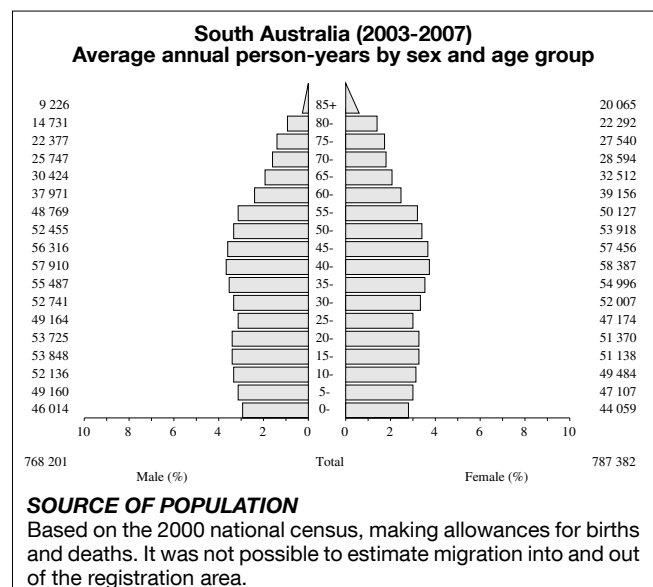
programme exists for breast cancer (among women aged 50–69 years).

USE OF THE DATA

Registry data are used in cancer control planning and in planning prevention, screening, treatment, rehabilitation, hospice, and palliative care programmes, as well as to monitor and evaluate the impact of these programmes. SACR data enable the surveillance of trends in cancer incidence, mortality, and survival by cancer site and by age, sex, geographical area of residence, and diagnostic period. Continuous monitoring permits prompt response to public concerns about clusters of cancers and regional increases in incidence.

CONTRIBUTOR

Ron Somers



10 MAJOR CANCERS, ASR (WORLD) PER 100 000

Male		Female	
Prostate	105.0	Breast	83.0
Trachea, bronchus and lung	34.5	Melanoma of skin	24.3
Melanoma of skin	31.2	Colon	22.3
Colon	29.2	Trachea, bronchus and lung	17.8
Bladder	21.8	Corpus uteri	12.5
Rectum	18.3	Non-Hodgkin lymphoma	11.9
Non-Hodgkin lymphoma	15.9	Rectum	10.1
Kidney	11.3	Other and unspecified	8.2
Other and unspecified	9.7	Ovary	6.7
Lymphoid leukaemia	8.2	Thyroid	6.6
All sites	379.9	All sites	270.1

South Australia (2003-2007)

SITE	Male					Female					ICD-10		
	No. cases	Freq. (%)	Crude rate (per 100,000)	ASR world	Cum. rates 0-64 0-74 (%)	No. cases	Freq. (%)	Crude rate (per 100,000)	ASR world	Cum. rates 0-64 0-74 (%)			
Lip	373	1.5	9.7	6.2	0.41	0.68	125	0.7	3.2	1.5	0.10	0.13	C00
Tongue	126	0.5	3.3	2.2	0.16	0.25	60	0.3	1.5	0.9	0.05	0.10	C01-02
Mouth	109	0.4	2.8	1.8	0.14	0.21	62	0.3	1.6	0.8	0.05	0.08	C03-06
Salivary glands	80	0.3	2.1	1.1	0.06	0.11	38	0.2	1.0	0.6	0.04	0.05	C07-08
Tonsil	82	0.3	2.1	1.5	0.13	0.18	25	0.1	0.6	0.4	0.02	0.05	C09
Other oropharynx	19	0.1	0.5	0.3	0.03	0.04	5	0.0	0.1	0.1	0.00	0.01	C10
Nasopharynx	24	0.1	0.6	0.5	0.04	0.05	13	0.1	0.3	0.3	0.02	0.02	C11
Hypopharynx	30	0.1	0.8	0.5	0.04	0.06	3	0.0	0.1	0.0	0.00	0.00	C12-13
Pharynx unspecified	19	0.1	0.5	0.3	0.01	0.04	3	0.0	0.1	0.0	0.00	0.00	C14
Oesophagus	357	1.5	9.3	5.2	0.27	0.61	150	0.8	3.8	1.6	0.06	0.18	C15
Stomach	537	2.2	14.0	7.7	0.33	0.89	279	1.5	7.1	3.3	0.18	0.37	C16
Small intestine	77	0.3	2.0	1.3	0.07	0.15	79	0.4	2.0	1.1	0.07	0.13	C17
Colon	2021	8.2	52.6	29.2	1.24	3.49	1897	10.1	48.2	22.3	0.95	2.68	C18
Rectum	1158	4.7	30.1	18.3	0.98	2.27	765	4.1	19.4	10.1	0.57	1.23	C19-20
Anus	41	0.2	1.1	0.7	0.05	0.08	46	0.2	1.2	0.7	0.06	0.08	C21
Liver	299	1.2	7.8	4.8	0.26	0.55	121	0.6	3.1	1.4	0.08	0.14	C22
Gallbladder etc.	123	0.5	3.2	1.6	0.04	0.18	182	1.0	4.6	1.9	0.07	0.21	C23-24
Pancreas	508	2.1	13.2	7.6	0.38	0.89	472	2.5	12.0	5.2	0.22	0.57	C25
Nose, sinuses etc.	31	0.1	0.8	0.5	0.02	0.05	17	0.1	0.4	0.3	0.02	0.03	C30-31
Larynx	197	0.8	5.1	3.0	0.19	0.37	16	0.1	0.4	0.2	0.01	0.02	C32
Trachea, bronchus and lung	2442	9.9	63.6	34.5	1.39	4.16	1426	7.6	36.2	17.8	0.88	2.16	C33-34
Other thoracic organs	15	0.1	0.4	0.3	0.02	0.02	13	0.1	0.3	0.2	0.02	0.03	C37-38
Bone	41	0.2	1.1	0.8	0.06	0.08	33	0.2	0.8	0.8	0.05	0.06	C40-41
Melanoma of skin	1861	7.6	48.5	31.2	2.02	3.37	1453	7.8	36.9	24.3	1.73	2.57	C43
Other skin	222	0.9	5.8	3.4	0.19	0.35	191	1.0	4.9	2.1	0.12	0.20	C44
Mesothelioma	222	0.9	5.8	3.0	0.08	0.39	49	0.3	1.2	0.6	0.04	0.06	C45
Kaposi sarcoma	10	0.0	0.3	0.2	0.01	0.02	3	0.0	0.1	0.0	0.00	0.01	C46
Connective and soft tissue	157	0.6	4.1	2.8	0.15	0.28	120	0.6	3.0	2.1	0.14	0.21	C47+C49
Breast	34	0.1	0.9	0.5	0.03	0.07	5194	27.7	131.9	83.0	6.31	9.40	C50
Vulva							107	0.6	2.7	1.2	0.05	0.12	C51
Vagina							32	0.2	0.8	0.4	0.02	0.04	C52
Cervix uteri							234	1.2	5.9	4.3	0.33	0.41	C53
Corpus uteri							839	4.5	21.3	12.5	0.87	1.56	C54
Uterus unspecified							0	0.0	0.0	0.0	0.00	0.00	C55
Ovary							460	2.5	11.7	6.7	0.45	0.76	C56
Other female genital organs							26	0.1	0.7	0.4	0.01	0.05	C57
Placenta							2	0.0	0.1	0.1	0.00	0.00	C58
Penis	30	0.1	0.8	0.4	0.02	0.03							C60
Prostate	7062	28.7	183.9	105.0	4.74	13.52							C61
Testis	246	1.0	6.4	6.0	0.45	0.47							C62
Other male genital organs	10	0.0	0.3	0.1	0.00	0.01							C63
Kidney	685	2.8	17.8	11.3	0.68	1.33	385	2.1	9.8	5.5	0.31	0.64	C64
Renal pelvis	53	0.2	1.4	0.7	0.03	0.09	55	0.3	1.4	0.5	0.01	0.06	C65
Ureter	21	0.1	0.5	0.3	0.00	0.03	27	0.1	0.7	0.3	0.01	0.03	C66
Bladder	1607	6.5	41.8	21.8	0.85	2.44	520	2.8	13.2	5.7	0.26	0.62	C67
Other urinary organs	7	0.0	0.2	0.1	0.00	0.01	8	0.0	0.2	0.1	0.00	0.02	C68
Eye	56	0.2	1.5	1.0	0.06	0.11	51	0.3	1.3	0.9	0.05	0.09	C69
Brain, nervous system	373	1.5	9.7	6.9	0.45	0.72	252	1.3	6.4	4.6	0.27	0.45	C70-72
Thyroid	119	0.5	3.1	2.3	0.15	0.23	323	1.7	8.2	6.6	0.51	0.62	C73
Adrenal gland	10	0.0	0.3	0.3	0.02	0.02	12	0.1	0.3	0.4	0.02	0.03	C74
Other endocrine	8	0.0	0.2	0.2	0.01	0.01	0	0.0	0.0	0.0	0.00	0.00	C75
Hodgkin lymphoma	109	0.4	2.8	2.6	0.16	0.21	89	0.5	2.3	2.1	0.14	0.16	C81
Non-Hodgkin lymphoma	974	4.0	25.4	15.9	0.90	1.69	861	4.6	21.9	11.9	0.70	1.35	C82-85,C96
Immunoproliferative diseases	31	0.1	0.8	0.5	0.02	0.05	14	0.1	0.4	0.1	0.00	0.02	C88
Multiple myeloma	271	1.1	7.1	3.9	0.19	0.47	223	1.2	5.7	2.8	0.14	0.34	C90
Lymphoid leukaemia	487	2.0	12.7	8.2	0.46	0.81	328	1.7	8.3	5.4	0.25	0.53	C91
Myeloid leukaemia	382	1.6	9.9	6.1	0.29	0.64	236	1.3	6.0	3.3	0.17	0.34	C92-94
Leukaemia unspecified	8	0.0	0.2	0.1	0.01	0.01	5	0.0	0.1	0.1	0.00	0.01	C95
Myeloproliferative disorders	176	0.7	4.6	2.8	0.14	0.32	118	0.6	3.0	1.5	0.08	0.17	MPD
Myelodysplastic syndromes	204	0.8	5.3	2.5	0.07	0.24	115	0.6	2.9	1.2	0.03	0.13	MDS
Other and unspecified	690	2.8	18.0	9.7	0.41	1.07	777	4.1	19.7	8.2	0.37	0.88	O&U
All sites	24834		646.6	379.9	18.96	44.43	18939		481.1	270.1	16.89	30.20	C00-96
All sites except C44	24612	100.0	640.8	376.5	18.76	44.07	18748	100.0	476.2	267.9	16.77	30.00	C00-96 exc. C44

Australia, Tasmania

REGISTRATION AREA

The Tasmanian Cancer Registry (TCR) covers the population of Tasmania, Australia's smallest state. The state consists of a group of islands with a total area of 68 114 km², which have a temperate climate. Of the total Tasmanian population, 72% of residents live in urban areas, 11% were born outside of Australia, 3% are of Indigenous origin, and 15% are aged 65 years or more.

CANCER CARE FACILITIES

Each of Tasmania's three main population regions has a public hospital system and several private hospitals. There are two radiation oncology units in the state.

REGISTRY STRUCTURE AND METHODS

The TCR was established in 1977. In July 1988, the responsibility for its operation and funding was transferred from the Department of Health and Human Services (DHHS) to the Menzies Research Institute Tasmania of the University of Tasmania, in Hobart. Cancer was proclaimed a reportable disease in Tasmania in December 1992, giving cancer registration a legislative basis. The TCR staff currently consists of a director, a manager, two full-time medical coders, one part-time medical coder, and an administrative assistant. Reports of cancer are received from all pathology service providers in the state, the two radiation oncology clinics, and private and public hospitals. Death certificates are reviewed for mention of cancer. When information received is insufficient for complete registration, active follow-up is undertaken by contacting the treating doctors, pathology laboratories, and hospital medical records departments as necessary.

INTERPRETING THE RESULTS

In the 1990s, an increase in the incidence of prostate cancer coincided with the increased use of prostate-specific antigen (PSA) testing. The incidence peaked in 1995 before declining. Before 2000, cancer cases were not accepted by the registry on the basis of a death certificate alone. Screening programmes exist for breast cancer (among women aged 50–69 years,

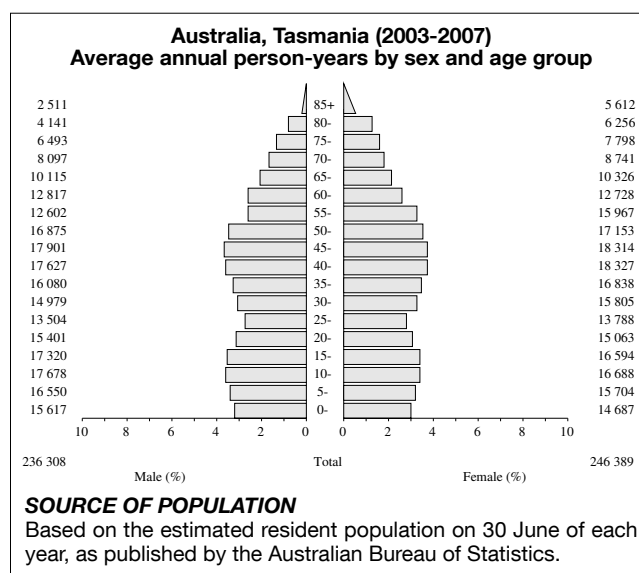
with estimated 70% coverage), cervical cancer (among women aged 18–69 years, with 63% coverage), and – since 2006 – colorectal cancer (among individuals aged 50–65 years).

USE OF THE DATA

The registry publishes an annual morbidity and mortality report, and contributes to national reporting. The DHHS receives detailed data annually, and regular data exchange occurs between the registry and specified cancer screening programmes. Researcher requests for summary data and unit record data (both anonymized and identified) are granted subject to the appropriate ethical approval.

CONTRIBUTORS

Alison Venn
Marita Dalton



NOTES ON THE DATA

†C67 (bladder cancer) includes neoplasms of uncertain or unknown behaviour together with invasive cancers.

10 MAJOR CANCERS, ASR (WORLD) PER 100 000

Male		Female	
Prostate	121.2	Breast	79.2
Trachea, bronchus and lung	39.6	Melanoma of skin	31.4
Melanoma of skin	36.3	Colon	23.3
Colon	26.5	Trachea, bronchus and lung	22.7
Bladder	22.7	Rectum	10.8
Rectum	20.6	Corpus uteri	9.5
Non-Hodgkin lymphoma	15.2	Non-Hodgkin lymphoma	9.4
Kidney	12.1	Other and unspecified	8.0
Lymphoid leukaemia	8.5	Kidney	6.7
Stomach	8.2	Ovary	6.3
All sites	406.7	All sites	275.6

Australia, Tasmania (2003-2007)

SITE	Male						Female						ICD-10
	No. cases	Freq. (%)	Crude rate (per 100,000)	ASR world	Cum. rates 0-64 (%)	Cum. rates 0-74 (%)	No. cases	Freq. (%)	Crude rate (per 100,000)	ASR world	Cum. rates 0-64 (%)	Cum. rates 0-74 (%)	
Lip	129	1.6	10.9	7.6	0.53	0.83	50	0.9	4.1	2.0	0.12	0.20	C00
Tongue	45	0.6	3.8	2.5	0.18	0.30	15	0.3	1.2	0.7	0.05	0.08	C01-02
Mouth	34	0.4	2.9	1.9	0.15	0.22	22	0.4	1.8	0.8	0.03	0.09	C03-06
Salivary glands	15	0.2	1.3	0.8	0.03	0.08	13	0.2	1.1	0.8	0.04	0.07	C07-08
Tonsil	25	0.3	2.1	1.5	0.13	0.16	7	0.1	0.6	0.3	0.02	0.04	C09
Other oropharynx	8	0.1	0.7	0.4	0.03	0.06	0	0.0	0.0	0.0	0.00	0.00	C10
Nasopharynx	6	0.1	0.5	0.5	0.04	0.04	3	0.1	0.2	0.2	0.01	0.02	C11
Hypopharynx	9	0.1	0.8	0.5	0.06	0.06	3	0.1	0.2	0.2	0.02	0.02	C12-13
Pharynx unspecified	10	0.1	0.8	0.5	0.01	0.07	1	0.0	0.1	0.0	0.00	0.01	C14
Oesophagus	121	1.5	10.2	6.0	0.31	0.72	52	0.9	4.2	1.7	0.07	0.15	C15
Stomach	177	2.2	15.0	8.2	0.36	0.95	96	1.6	7.8	3.9	0.18	0.44	C16
Small intestine	18	0.2	1.5	1.0	0.08	0.10	23	0.4	1.9	1.0	0.05	0.13	C17
Colon	551	7.0	46.6	26.5	1.20	3.03	601	10.3	48.8	23.3	1.11	2.63	C18
Rectum	417	5.3	35.3	20.6	1.04	2.41	253	4.3	20.5	10.8	0.55	1.32	C19-20
Anus	19	0.2	1.6	1.0	0.04	0.15	27	0.5	2.2	1.2	0.08	0.15	C21
Liver	69	0.9	5.8	3.5	0.14	0.47	35	0.6	2.8	1.2	0.01	0.16	C22
Gallbladder etc.	33	0.4	2.8	1.5	0.02	0.21	55	0.9	4.5	1.8	0.04	0.17	C23-24
Pancreas	142	1.8	12.0	6.9	0.30	0.83	141	2.4	11.4	5.3	0.26	0.58	C25
Nose, sinuses etc.	29	0.4	2.5	1.5	0.08	0.19	8	0.1	0.6	0.4	0.02	0.05	C30-31
Larynx	68	0.9	5.8	3.6	0.26	0.45	7	0.1	0.6	0.3	0.01	0.04	C32
Trachea, bronchus and lung	838	10.6	70.9	39.6	1.51	5.01	527	9.0	42.8	22.7	1.19	2.81	C33-34
Other thoracic organs	2	0.0	0.2	0.1	0.01	0.01	7	0.1	0.6	0.4	0.03	0.04	C37-38
Bone	18	0.2	1.5	1.2	0.07	0.10	12	0.2	1.0	0.8	0.06	0.08	C40-41
Melanoma of skin	643	8.1	54.4	36.3	2.34	4.00	571	9.8	46.3	31.4	2.28	3.15	C43
Other skin	83	1.0	7.0	3.7	0.11	0.40	52	0.9	4.2	1.9	0.09	0.19	C44
Mesothelioma	55	0.7	4.7	2.6	0.10	0.31	9	0.2	0.7	0.3	0.01	0.04	C45
Kaposi sarcoma	1	0.0	0.1	0.1	0.01	0.01	0	0.0	0.0	0.0	0.00	0.00	C46
Connective and soft tissue	40	0.5	3.4	2.1	0.12	0.18	34	0.6	2.8	1.8	0.10	0.20	C47+C49
Breast	17	0.2	1.4	0.7	0.03	0.08	1533	26.2	124.4	79.2	5.91	9.20	C50
Vulva							36	0.6	2.9	1.4	0.08	0.14	C51
Vagina							6	0.1	0.5	0.2	0.01	0.01	C52
Cervix uteri							98	1.7	8.0	5.9	0.47	0.56	C53
Corpus uteri							193	3.3	15.7	9.5	0.62	1.23	C54
Uterus unspecified							27	0.5	2.2	1.4	0.08	0.16	C55
Ovary							141	2.4	11.4	6.3	0.40	0.76	C56
Other female genital organs							13	0.2	1.1	0.7	0.06	0.08	C57
Placenta							0	0.0	0.0	0.0	0.00	0.00	C58
Penis	7	0.1	0.6	0.3	0.02	0.02							C60
Prostate	2460	31.0	208.2	121.2	5.45	16.06							C61
Testis	77	1.0	6.5	6.3	0.47	0.47							C62
Other male genital organs	10	0.1	0.8	0.6	0.05	0.06							C63
Kidney	217	2.7	18.4	12.1	0.75	1.36	130	2.2	10.6	6.7	0.41	0.72	C64
Renal pelvis	12	0.2	1.0	0.6	0.02	0.06	12	0.2	1.0	0.3	0.01	0.03	C65
Ureter	5	0.1	0.4	0.2	0.01	0.03	5	0.1	0.4	0.2	0.00	0.02	C66
†Bladder	491	6.2	41.6	22.7	0.85	2.70	152	2.6	12.3	5.6	0.22	0.64	C67
Other urinary organs	2	0.0	0.2	0.1	0.00	0.01	2	0.0	0.2	0.1	0.01	0.02	C68
Eye	19	0.2	1.6	1.1	0.07	0.12	5	0.1	0.4	0.3	0.03	0.03	C69
Brain, nervous system	113	1.4	9.6	6.9	0.42	0.71	82	1.4	6.7	4.9	0.36	0.50	C70-72
Thyroid	40	0.5	3.4	2.3	0.16	0.26	103	1.8	8.4	6.3	0.49	0.63	C73
Adrenal gland	3	0.0	0.3	0.1	0.01	0.02	3	0.1	0.2	0.1	0.01	0.01	C74
Other endocrine	7	0.1	0.6	0.6	0.04	0.05	2	0.0	0.2	0.1	0.00	0.01	C75
Hodgkin lymphoma	33	0.4	2.8	2.5	0.16	0.19	30	0.5	2.4	2.3	0.16	0.20	C81
Non-Hodgkin lymphoma	282	3.6	23.9	15.2	0.89	1.77	212	3.6	17.2	9.4	0.57	1.07	C82-85,C96
Immunoproliferative diseases	13	0.2	1.1	0.6	0.03	0.09	7	0.1	0.6	0.3	0.01	0.03	C88
Multiple myeloma	110	1.4	9.3	5.6	0.31	0.67	78	1.3	6.3	3.1	0.15	0.41	C90
Lymphoid leukaemia	141	1.8	11.9	8.5	0.44	0.91	74	1.3	6.0	3.6	0.17	0.35	C91
Myeloid leukaemia	75	0.9	6.3	4.1	0.20	0.40	51	0.9	4.1	2.3	0.14	0.20	C92-94
Leukaemia unspecified	3	0.0	0.3	0.1	0.00	0.02	6	0.1	0.5	0.2	0.01	0.01	C95
Myeloproliferative disorders	20	0.3	1.7	1.2	0.09	0.14	19	0.3	1.5	0.9	0.07	0.08	MPD
Myelodysplastic syndromes	67	0.8	5.7	2.8	0.06	0.25	41	0.7	3.3	1.1	0.02	0.09	MDS
Other and unspecified	177	2.2	15.0	8.1	0.32	0.84	221	3.8	17.9	8.0	0.36	0.78	O&U
All sites	8006		677.6	406.7	20.11	48.66	5906		479.4	275.6	17.25	30.85	C00-96
All sites except C44	7923	100.0	670.6	403.0	20.00	48.26	5854	100.0	475.2	273.7	17.17	30.66	C00-96 exc. C44

† See note following population pyramid

Australia, Victoria

REGISTRATION AREA

The Victorian Cancer Registry (VCR) covers Victoria, the second most populous state in Australia. Three quarters of Victoria's residents live in the greater metropolitan area of Melbourne. At the 2006 census, 26% of residents were described as being born overseas; 30% of migrants were from Asia, 21% from southern Europe, and 18% from the United Kingdom.

CANCER CARE FACILITIES

Victoria's medical care system is a mix of the private and public sectors, but the bulk of cancer management is carried out within the private sector. There are four public and one private radiation oncology facilities in the state, some with multiple campuses.

REGISTRY STRUCTURE AND METHODS

The VCR operates within the legal framework of the Cancer Act, Health Records Act, and Public Records Act, which, respectively, cover mandatory reporting, release of information, and retention of records. The registry is located within the Cancer Council Victoria and has a staff of about 25 employees, including medical coders, an operations manager, electronic notifications and training officers, a director, an information manager, and administrative support staff members. About 80% of notifications are received electronically from 250 public and private hospitals and 50 pathology laboratories statewide, and more than 100 000 cancer notifications are processed in the preparation of each year's data. The VCR follows IACR recommendations for case definition and coding. Data quality is assured by matching pathology reports with hospital registrations for cases in which diagnosis was based on histological confirmation.

INTERPRETING THE RESULTS

Due to its low latitude and highly susceptible population, Victoria has a high incidence of skin cancers. Other cancer risk factors that are predominant in the state include smoking (which is declining) and obesity (which is becoming more prevalent). Prostate cancer incidence has risen dramatically since the early 1990s due to ad hoc screening by prostate-specific antigen

10 MAJOR CANCERS, ASR (WORLD) PER 100 000

Male		Female	
Prostate	104.9	Breast	81.1
Trachea, bronchus and lung	35.2	Melanoma of skin	24.6
Melanoma of skin	31.0	Colon	21.7
Colon	27.1	Trachea, bronchus and lung	18.6
Bladder	20.8	Corpus uteri	12.2
Rectum	19.4	Non-Hodgkin lymphoma	10.6
Non-Hodgkin lymphoma	15.7	Rectum	10.3
Kidney	10.4	Ovary	8.3
Other and unspecified	8.6	Other and unspecified	7.2
Stomach	8.1	Thyroid	7.1
All sites	371.3	All sites	269.7

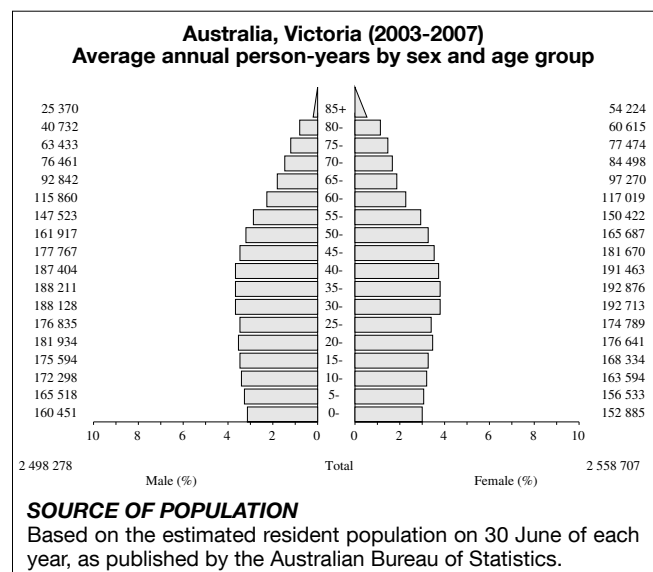
(PSA) testing. Screening programmes exist for breast cancer (among women aged 50–69 years) and cervical cancer (among women aged 18–69 years).

USE OF THE DATA

The registry produces regular statistical reports to monitor the cancer epidemic and compare trends, particularly for cancers targeted by prevention programmes (such as cancers of the skin, lung, breast, and cervix). Another important function of the registry is to facilitate epidemiological research, for example by helping researchers to perform follow-up of cancer events in cohort studies and to identify cases for case-control studies. Registry information is a key component of the Cancer Council's cancer control programmes.

CONTRIBUTORS

Helen Farrugia
Vicky Thursfield



NOTES ON THE DATA

†C67 (bladder cancer) includes neoplasms of uncertain or unknown behaviour together with invasive cancers.

Australia, Victoria (2003-2007)

SITE	Male						Female						ICD-10
	No. cases	Freq. (%)	Crude rate (per 100,000)	ASR world	Cum. rates 0-64 (%)	Cum. rates 0-74 (%)	No. cases	Freq. (%)	Crude rate (per 100,000)	ASR world	Cum. rates 0-64 (%)	Cum. rates 0-74 (%)	
Lip	728	1.0	5.8	3.9	0.24	0.43	308	0.5	2.4	1.3	0.07	0.15	C00
Tongue	400	0.6	3.2	2.3	0.16	0.28	199	0.4	1.6	1.0	0.06	0.11	C01-02
Mouth	309	0.4	2.5	1.6	0.10	0.20	222	0.4	1.7	1.0	0.05	0.11	C03-06
Salivary glands	133	0.2	1.1	0.7	0.04	0.07	117	0.2	0.9	0.6	0.04	0.06	C07-08
Tonsil	258	0.4	2.1	1.5	0.12	0.18	60	0.1	0.5	0.3	0.03	0.04	C09
Other oropharynx	58	0.1	0.5	0.3	0.03	0.04	14	0.0	0.1	0.1	0.00	0.01	C10
Nasopharynx	109	0.2	0.9	0.7	0.06	0.08	43	0.1	0.3	0.3	0.02	0.03	C11
Hypopharynx	136	0.2	1.1	0.7	0.04	0.10	21	0.0	0.2	0.1	0.01	0.01	C12-13
Pharynx unspecified	61	0.1	0.5	0.3	0.02	0.05	21	0.0	0.2	0.1	0.00	0.01	C14
Oesophagus	1023	1.4	8.2	5.0	0.24	0.60	548	1.0	4.3	1.8	0.06	0.19	C15
Stomach	1658	2.3	13.3	8.1	0.36	0.97	982	1.7	7.7	4.0	0.19	0.44	C16
Small intestine	224	0.3	1.8	1.2	0.07	0.14	189	0.3	1.5	0.9	0.06	0.10	C17
Colon	5561	7.8	44.5	27.1	1.13	3.22	5435	9.7	42.5	21.7	0.96	2.52	C18
Rectum	3740	5.2	29.9	19.4	1.03	2.41	2312	4.1	18.1	10.3	0.58	1.23	C19-20
Anus	155	0.2	1.2	0.9	0.06	0.10	205	0.4	1.6	1.0	0.06	0.11	C21
Liver	1051	1.5	8.4	5.6	0.30	0.68	439	0.8	3.4	1.8	0.08	0.21	C22
Gallbladder etc.	361	0.5	2.9	1.8	0.08	0.21	509	0.9	4.0	2.0	0.09	0.24	C23-24
Pancreas	1501	2.1	12.0	7.3	0.33	0.84	1435	2.5	11.2	5.4	0.22	0.59	C25
Nose, sinuses etc.	139	0.2	1.1	0.7	0.04	0.09	61	0.1	0.5	0.2	0.01	0.03	C30-31
Larynx	649	0.9	5.2	3.4	0.19	0.42	70	0.1	0.5	0.3	0.02	0.03	C32
Trachea, bronchus and lung	7358	10.3	58.9	35.2	1.40	4.22	4435	7.9	34.7	18.6	0.91	2.27	C33-34
Other thoracic organs	101	0.1	0.8	0.6	0.02	0.05	38	0.1	0.3	0.3	0.01	0.02	C37-38
Bone	112	0.2	0.9	0.8	0.05	0.06	111	0.2	0.9	0.8	0.06	0.07	C40-41
Melanoma of skin	5674	7.9	45.4	31.0	1.96	3.42	4640	8.2	36.3	24.6	1.73	2.57	C43
Other skin	260	0.4	2.1	1.3	0.06	0.13	230	0.4	1.8	1.0	0.06	0.09	C44
Mesothelioma	518	0.7	4.1	2.5	0.11	0.31	112	0.2	0.9	0.5	0.03	0.06	C45
Kaposi sarcoma	73	0.1	0.6	0.4	0.02	0.04	15	0.0	0.1	0.1	0.00	0.01	C46
Connective and soft tissue	436	0.6	3.5	2.5	0.13	0.23	335	0.6	2.6	1.9	0.11	0.19	C47+C49
Breast	129	0.2	1.0	0.7	0.03	0.08	15303	27.2	119.6	81.1	6.06	9.23	C50
Vulva							333	0.6	2.6	1.4	0.08	0.15	C51
Vagina							62	0.1	0.5	0.3	0.02	0.03	C52
Cervix uteri							801	1.4	6.3	4.6	0.35	0.44	C53
Corpus uteri							2351	4.2	18.4	12.2	0.88	1.51	C54
Uterus unspecified							136	0.2	1.1	0.6	0.03	0.05	C55
Ovary							1689	3.0	13.2	8.3	0.52	0.94	C56
Other female genital organs							90	0.2	0.7	0.4	0.02	0.05	C57
Placenta							8	0.0	0.1	0.1	0.00	0.00	C58
Penis	87	0.1	0.7	0.4	0.02	0.04							C60
Prostate	20368	28.4	163.1	104.9	5.07	13.60							C61
Testis	836	1.2	6.7	6.1	0.46	0.47							C62
Other male genital organs	25	0.0	0.2	0.1	0.01	0.01							C63
Kidney	1909	2.7	15.3	10.4	0.63	1.23	1048	1.9	8.2	5.1	0.31	0.58	C64
Renal pelvis	134	0.2	1.1	0.6	0.03	0.06	108	0.2	0.8	0.4	0.01	0.05	C65
Ureter	65	0.1	0.5	0.3	0.01	0.03	52	0.1	0.4	0.2	0.01	0.02	C66
†Bladder	4343	6.1	34.8	20.8	0.84	2.37	1318	2.3	10.3	5.3	0.24	0.62	C67
Other urinary organs	17	0.0	0.1	0.1	0.00	0.01	14	0.0	0.1	0.0	0.00	0.00	C68
Eye	173	0.2	1.4	1.0	0.05	0.10	138	0.2	1.1	0.7	0.05	0.08	C69
Brain, nervous system	1062	1.5	8.5	6.5	0.41	0.68	850	1.5	6.6	4.7	0.30	0.48	C70-72
Thyroid	396	0.6	3.2	2.5	0.19	0.25	1156	2.1	9.0	7.1	0.56	0.67	C73
Adrenal gland	46	0.1	0.4	0.4	0.02	0.03	31	0.1	0.2	0.3	0.01	0.02	C74
Other endocrine	31	0.0	0.2	0.2	0.01	0.02	10	0.0	0.1	0.0	0.00	0.00	C75
Hodgkin lymphoma	413	0.6	3.3	3.0	0.20	0.25	340	0.6	2.7	2.5	0.17	0.19	C81
Non-Hodgkin lymphoma	2892	4.0	23.2	15.7	0.92	1.75	2293	4.1	17.9	10.6	0.62	1.18	C82-85,C96
Immunoproliferative diseases	100	0.1	0.8	0.5	0.02	0.05	44	0.1	0.3	0.2	0.01	0.02	C88
Multiple myeloma	897	1.3	7.2	4.3	0.20	0.49	730	1.3	5.7	3.0	0.15	0.35	C90
Lymphoid leukaemia	908	1.3	7.3	5.9	0.32	0.53	566	1.0	4.4	3.5	0.18	0.29	C91
Myeloid leukaemia	1009	1.4	8.1	5.3	0.25	0.53	770	1.4	6.0	3.9	0.22	0.38	C92-94
Leukaemia unspecified	28	0.0	0.2	0.1	0.00	0.01	26	0.0	0.2	0.1	0.00	0.01	C95
Myeloproliferative disorders	458	0.6	3.7	2.4	0.13	0.27	446	0.8	3.5	2.1	0.12	0.24	MPD
Myelodysplastic syndromes	844	1.2	6.8	3.5	0.08	0.32	580	1.0	4.5	2.0	0.07	0.20	MDS
Other and unspecified	1906	2.7	15.3	8.6	0.30	0.82	2141	3.8	16.7	7.2	0.25	0.68	O&U
All sites	71862		575.3	371.3	18.57	43.55	56540		441.9	269.7	16.79	29.96	C00-96
All sites except C44	71602	100.0	573.2	370.0	18.51	43.43	56310	100.0	440.1	268.8	16.74	29.87	C00-96 exc. C44

† See note following population pyramid

Western Australia

REGISTRATION AREA

The population-based Western Australian Cancer Registry (WACR) began operating in 1981. It covers the state of Western Australia, which has a population of approximately 2 million. Approximately 3% of residents are Aboriginal Australians, whose average life expectancy is 15–20 years less than that of non-Aboriginal Australians.

CANCER CARE FACILITIES

Cancer therapy services are concentrated in the Perth Metropolitan Area, in the major (government-operated) teaching hospitals, and in several private clinics acting as referral centres for rural areas. The large geographical area of the state and the consequent difficulties in providing access to treatment and other support services in rural areas continue to demand significant expenditure within the health sector.

REGISTRY STRUCTURE AND METHODS

The registry is staffed by a small, dedicated team of seven long-serving employees with 150 years of combined experience in the area. Under state legislation, notification of cancer by pathologists is compulsory. Other notification sources include hospitals, radiation oncologists, and some clinicians. The registry works closely with a health and mortality data linkage unit and has coded mortality outcomes since 1990. For death-certificate-only (DCO) cases, unknown primary site cases, and uncorroborated hospital-coded cancer-related discharges, follow-up is undertaken with hospitals and clinicians as provided for in the legislation. Breast and cervical cytology registers are also useful sources of information. The legislation also provides for the exchange of data with other Australian registries, as well as the supply of information to treating clinicians as needed. The state's complete cancer notification regulations are available from <http://www.health.wa.gov.au/wacr/home/regulations.cfm>.

INTERPRETING THE RESULTS

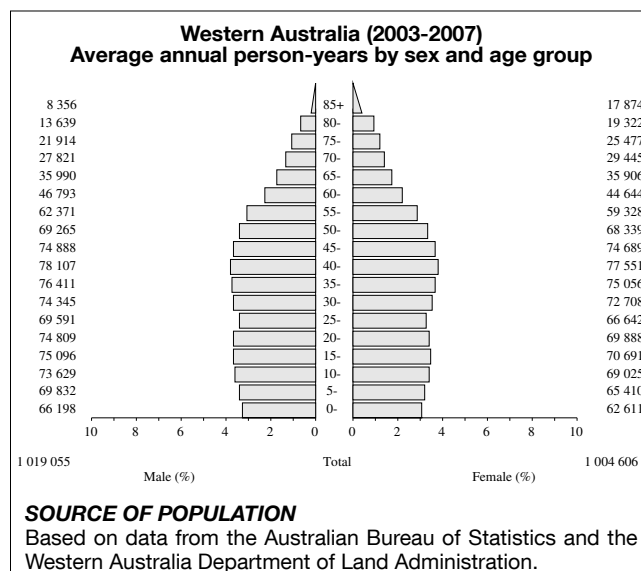
The definition of neoplasms has been broadened to include in situ malignancies and some borderline and benign tumours. Primary basal cell carcinoma and squamous cell carcinoma skin cancers are not reportable but are included in mortality data. Screening programmes exist for breast cancer (among women aged 50–69 years, with estimated 59% coverage) and cervical cancer (among women aged 20–69 years, with 58% coverage).

USE OF THE DATA

The registry produces annual reports of incidence data, which are available from http://www.health.wa.gov.au/wacr/statistics/stats_full.cfm.

CONTRIBUTORS

Timothy J. Threlfall
Judith Thompson



10 MAJOR CANCERS, ASR (WORLD) PER 100 000

Male		Female	
Prostate	105.9	Breast	81.7
Melanoma of skin	43.6	Melanoma of skin	29.7
Trachea, bronchus and lung	35.7	Colon	20.1
Colon	24.6	Trachea, bronchus and lung	19.7
Rectum	16.8	Non-Hodgkin lymphoma	10.6
Non-Hodgkin lymphoma	13.0	Corpus uteri	9.5
Kidney	9.7	Thyroid	9.2
Bladder	9.0	Rectum	9.0
Other and unspecified	7.7	Ovary	8.3
Pancreas	7.1	Other and unspecified	6.3
All sites	367.9	All sites	268.7

Western Australia (2003-2007)

SITE	Male					Female					ICD-10		
	No. cases	Freq. (%)	Crude rate (per 100,000)	ASR world	Cum. rates 0-64 0-74 (%)	No. cases	Freq. (%)	Crude rate (per 100,000)	ASR world	Cum. rates 0-64 0-74 (%)			
Lip	367	1.4	7.2	5.3	0.36	0.54	144	0.7	2.9	1.8	0.09	0.21	C00
Tongue	146	0.5	2.9	2.2	0.15	0.26	83	0.4	1.7	1.1	0.07	0.12	C01-02
Mouth	157	0.6	3.1	2.2	0.16	0.27	81	0.4	1.6	1.0	0.06	0.13	C03-06
Salivary glands	62	0.2	1.2	0.8	0.05	0.09	55	0.3	1.1	0.8	0.05	0.08	C07-08
Tonsil	119	0.4	2.3	1.8	0.14	0.22	23	0.1	0.5	0.3	0.03	0.03	C09
Other oropharynx	18	0.1	0.4	0.3	0.02	0.04	8	0.0	0.2	0.1	0.00	0.01	C10
Nasopharynx	32	0.1	0.6	0.5	0.04	0.05	6	0.0	0.1	0.1	0.01	0.01	C11
Hypopharynx	57	0.2	1.1	0.8	0.05	0.10	9	0.0	0.2	0.1	0.01	0.01	C12-13
Pharynx unspecified	32	0.1	0.6	0.4	0.04	0.05	5	0.0	0.1	0.1	0.00	0.01	C14
Oesophagus	439	1.7	8.6	5.9	0.33	0.69	155	0.8	3.1	1.6	0.06	0.16	C15
Stomach	547	2.1	10.7	7.0	0.32	0.78	270	1.3	5.4	2.9	0.12	0.29	C16
Small intestine	103	0.4	2.0	1.5	0.09	0.18	82	0.4	1.6	1.1	0.07	0.13	C17
Colon	1856	7.0	36.4	24.6	1.09	2.93	1755	8.6	34.9	20.1	0.93	2.31	C18
Rectum	1228	4.6	24.1	16.8	0.94	2.08	730	3.6	14.5	9.0	0.52	1.07	C19-20
Anus	45	0.2	0.9	0.6	0.04	0.06	72	0.4	1.4	1.0	0.08	0.12	C21
Liver	336	1.3	6.6	4.7	0.22	0.55	127	0.6	2.5	1.4	0.06	0.15	C22
Gallbladder etc.	145	0.5	2.8	1.8	0.07	0.18	155	0.8	3.1	1.7	0.07	0.18	C23-24
Pancreas	537	2.0	10.5	7.1	0.35	0.84	512	2.5	10.2	5.6	0.24	0.67	C25
Nose, sinuses etc.	50	0.2	1.0	0.7	0.05	0.09	26	0.1	0.5	0.4	0.03	0.04	C30-31
Larynx	218	0.8	4.3	3.0	0.16	0.37	30	0.1	0.6	0.4	0.02	0.06	C32
Trachea, bronchus and lung	2787	10.5	54.7	35.7	1.34	4.31	1674	8.2	33.3	19.7	0.88	2.41	C33-34
Other thoracic organs	27	0.1	0.5	0.4	0.03	0.04	14	0.1	0.3	0.2	0.01	0.03	C37-38
Bone	52	0.2	1.0	0.9	0.06	0.08	39	0.2	0.8	0.7	0.04	0.06	C40-41
Melanoma of skin	3054	11.5	59.9	43.6	2.76	4.89	2088	10.2	41.6	29.7	2.05	3.14	C43
Other skin	227	0.9	4.5	3.0	0.14	0.30	148	0.7	2.9	1.7	0.10	0.15	C44
Mesothelioma	350	1.3	6.9	4.5	0.16	0.54	71	0.3	1.4	0.9	0.05	0.11	C45
Kaposi sarcoma	14	0.1	0.3	0.2	0.01	0.01	5	0.0	0.1	0.0	0.00	0.00	C46
Connective and soft tissue	170	0.6	3.3	2.4	0.12	0.25	108	0.5	2.2	1.6	0.09	0.14	C47+C49
Breast	36	0.1	0.7	0.5	0.03	0.07	5830	28.6	116.1	81.7	6.23	9.18	C50
Vulva							120	0.6	2.4	1.4	0.08	0.15	C51
Vagina							53	0.3	1.1	0.7	0.03	0.06	C52
Cervix uteri							394	1.9	7.8	5.9	0.44	0.56	C53
Corpus uteri							723	3.5	14.4	9.5	0.60	1.16	C54
Uterus unspecified							0	0.0	0.0	0.0	0.00	0.00	C55
Ovary							620	3.0	12.3	8.3	0.52	0.94	C56
Other female genital organs							27	0.1	0.5	0.4	0.02	0.05	C57
Placenta							1	0.0	0.0	0.0	0.00	0.00	C58
Penis	39	0.1	0.8	0.6	0.03	0.06							C60
Prostate	7760	29.2	152.3	105.9	5.24	13.71							C61
Testis	355	1.3	7.0	6.5	0.47	0.49							C62
Other male genital organs	9	0.0	0.2	0.1	0.01	0.02							C63
Kidney	687	2.6	13.5	9.7	0.58	1.10	360	1.8	7.2	4.9	0.29	0.59	C64
Renal pelvis	58	0.2	1.1	0.7	0.02	0.07	51	0.2	1.0	0.5	0.02	0.05	C65
Ureter	24	0.1	0.5	0.3	0.01	0.03	13	0.1	0.3	0.1	0.01	0.02	C66
Bladder	718	2.7	14.1	9.0	0.28	0.97	232	1.1	4.6	2.3	0.07	0.24	C67
Other urinary organs	30	0.1	0.6	0.4	0.01	0.05	9	0.0	0.2	0.1	0.00	0.00	C68
Eye	87	0.3	1.7	1.5	0.08	0.13	46	0.2	0.9	0.8	0.04	0.07	C69
Brain, nervous system	417	1.6	8.2	6.5	0.39	0.66	298	1.5	5.9	4.5	0.28	0.45	C70-72
Thyroid	203	0.8	4.0	3.2	0.22	0.33	578	2.8	11.5	9.2	0.71	0.92	C73
Adrenal gland	15	0.1	0.3	0.4	0.02	0.02	28	0.1	0.6	0.7	0.04	0.05	C74
Other endocrine	13	0.0	0.3	0.2	0.02	0.02	3	0.0	0.1	0.1	0.01	0.01	C75
Hodgkin lymphoma	91	0.3	1.8	1.6	0.11	0.13	108	0.5	2.2	2.1	0.13	0.16	C81
Non-Hodgkin lymphoma	926	3.5	18.2	13.0	0.70	1.44	833	4.1	16.6	10.6	0.62	1.18	C82-85,C96
Immunoproliferative diseases	24	0.1	0.5	0.3	0.02	0.04	19	0.1	0.4	0.2	0.01	0.03	C88
Multiple myeloma	315	1.2	6.2	4.1	0.18	0.47	261	1.3	5.2	3.0	0.15	0.34	C90
Lymphoid leukaemia	434	1.6	8.5	6.8	0.32	0.67	256	1.3	5.1	3.8	0.18	0.35	C91
Myeloid leukaemia	260	1.0	5.1	3.8	0.19	0.37	213	1.0	4.2	3.0	0.16	0.30	C92-94
Leukaemia unspecified	18	0.1	0.4	0.2	0.01	0.01	14	0.1	0.3	0.1	0.00	0.01	C95
Myeloproliferative disorders	161	0.6	3.2	2.2	0.11	0.24	132	0.6	2.6	1.5	0.07	0.15	MPD
Myelodysplastic syndromes	354	1.3	6.9	4.1	0.07	0.36	239	1.2	4.8	2.3	0.09	0.22	MDS
Other and unspecified	612	2.3	12.0	7.7	0.31	0.77	620	3.0	12.3	6.3	0.24	0.62	O&U
All sites	26821		526.4	367.9	18.71	43.02	20556		409.2	268.7	16.81	29.67	C00-96
All sites except C44	26594	100.0	521.9	364.9	18.57	42.73	20408	100.0	406.3	267.0	16.70	29.52	C00-96 exc. C44

New Zealand

REGISTRATION AREA

The New Zealand Cancer Registry (NZCR) covers the country of New Zealand, which is situated in the South Pacific Ocean, 1600 km south-east of Australia. Its total land area is 270 534 km². At the 2006 census, approximately 86% of New Zealand's residents lived in urban areas. Of the total population, 67.6% of New Zealanders self-identified as European and 14.6% as Maori. The other main ethnic groups were Asians (9.2%) and Pacific Islanders (6.9%).

CANCER CARE FACILITIES

Cancer care in New Zealand is predominantly state-funded, supplemented by private hospitals and private practitioners. There are six major cancer treatment facilities, located in the main population centres.

REGISTRY STRUCTURE AND METHODS

The NZCR is located within the New Zealand Ministry of Health in Wellington and has been in operation since 1948. The registry is staffed by seven clinical coders and two support staff members. Since 1994, laboratories have been the primary source of cancer notifications to NZCR. Laboratories are required by law to report any new diagnosis of cancer in New Zealand, excluding basal and squamous cell skin cancers. Additional data sources include medical certificates of causes of death, coroners' findings, and public and private hospital discharge data received electronically. All cancer registrations are coded by registry staff members. Quality control procedures include computerized validation checks at data input and rigorous edit checks of prepublication incidence data.

INTERPRETING THE RESULTS

The NZCR adopted ICD-O-3 for the coding of cancers diagnosed from January 2003 onwards. This resulted in changes to the coding of some cancers, particularly haematological malignancies, which may have affected incidence reporting for some cancer sites. As of January 2005, superficial transitional cell carcinoma of

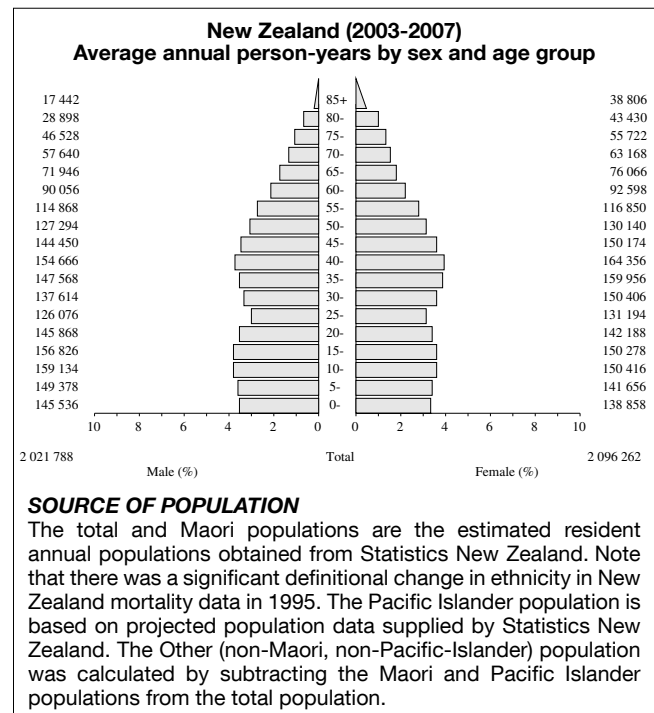
the bladder is no longer coded as an invasive cancer, resulting in a decrease in the number of bladder cancer registrations. Screening programmes exist for breast cancer (among women aged 45–69 years) and cervical cancer (among women aged 20–69 years).

USE OF THE DATA

The NZCR provides data for public health research, policy formulation, monitoring of screening programmes, and cancer incidence and survival studies. The Ministry of Health also uses the registry data to produce an annual cancer publication containing information about cancer incidence and trends.

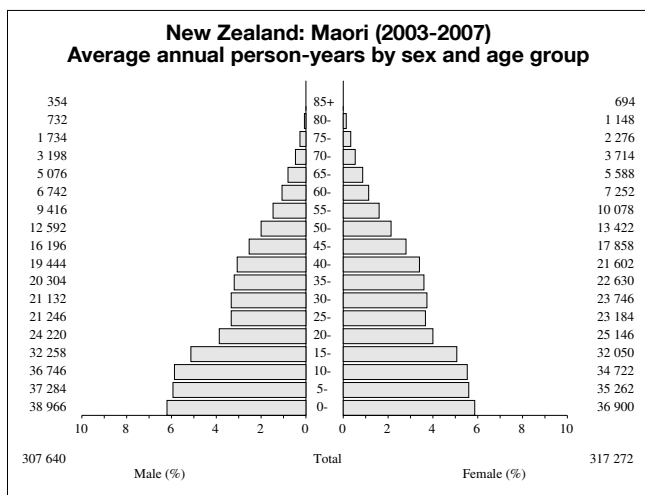
CONTRIBUTOR

Susan Hanna



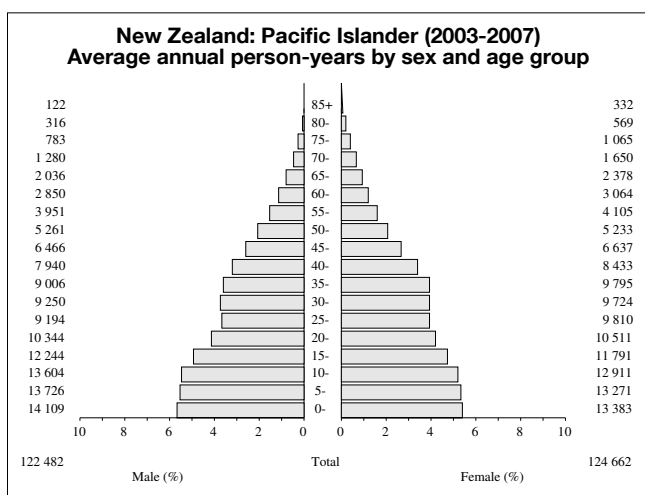
10 MAJOR CANCERS, ASR (WORLD) PER 100 000

Male		Female	
Prostate	92.7	Breast	83.8
Melanoma of skin	37.1	Melanoma of skin	31.8
Trachea, bronchus and lung	33.3	Colon	25.7
Colon	27.6	Trachea, bronchus and lung	23.5
Rectum	18.2	Corpus uteri	11.8
Non-Hodgkin lymphoma	13.1	Rectum	10.4
Bladder	9.9	Non-Hodgkin lymphoma	9.2
Kidney	9.2	Ovary	8.6
Other and unspecified	8.2	Other and unspecified	6.9
Lymphoid leukaemia	7.8	Cervix uteri	6.0
All sites	344.2	All sites	283.7



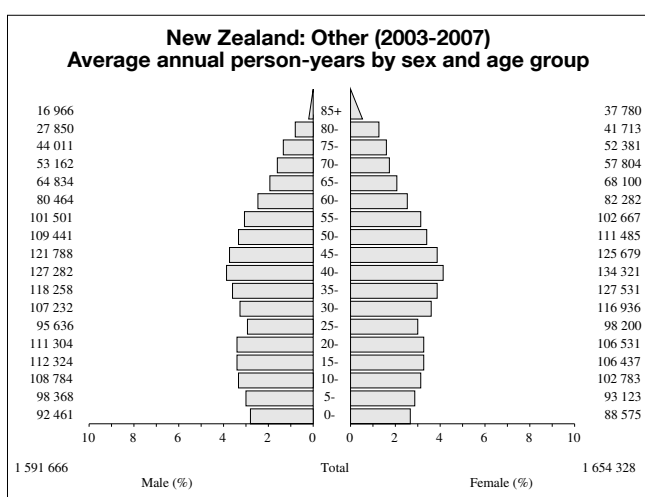
NEW ZEALAND: MAORI
10 MAJOR CANCERS, ASR (WORLD) PER 100 000

Male		Female	
Prostate	81.2	Breast	107.4
Trachea, bronchus and lung	78.8	Trachea, bronchus and lung	79.0
Stomach	19.0	Corpus uteri	19.0
Colon	17.6	Colon	16.6
Rectum	16.6	Stomach	12.9
Liver	15.3	Cervix uteri	11.3
Other and unspecified	14.1	Other and unspecified	10.4
Non-Hodgkin lymphoma	11.6	Pancreas	9.9
Kidney	11.1	Ovary	9.8
Testis	10.6	Thyroid	8.7
All sites	376.1	All sites	376.6



NEW ZEALAND: PACIFIC ISLANDER
10 MAJOR CANCERS, ASR (WORLD) PER 100 000

Male		Female	
Prostate	95.1	Breast	88.0
Trachea, bronchus and lung	65.8	Corpus uteri	36.3
Liver	20.8	Trachea, bronchus and lung	25.0
Stomach	17.2	Ovary	11.6
Colon	13.7	Thyroid	11.0
Other and unspecified	13.1	Stomach	10.8
Myeloproliferative disorders	12.3	Non-Hodgkin lymphoma	10.6
Non-Hodgkin lymphoma	11.3	Cervix uteri	10.2
Rectum	10.6	Other and unspecified	9.5
Pancreas	9.1	Colon	9.5
All sites	363.5	All sites	300.6



NEW ZEALAND: OTHER
10 MAJOR CANCERS, ASR (WORLD) PER 100 000

Male		Female	
Prostate	94.2	Breast	81.2
Melanoma of skin	41.6	Melanoma of skin	36.4
Trachea, bronchus and lung	28.7	Colon	26.8
Colon	28.5	Trachea, bronchus and lung	18.7
Rectum	18.5	Rectum	10.6
Non-Hodgkin lymphoma	13.4	Corpus uteri	10.1
Bladder	10.2	Non-Hodgkin lymphoma	9.3
Kidney	8.9	Ovary	8.3
Lymphoid leukaemia	7.9	Other and unspecified	6.5
Other and unspecified	7.7	Lymphoid leukaemia	5.4
All sites	341.4	All sites	275.2

New Zealand (2003-2007)

SITE	Male					Female					ICD-10		
	No. cases	Freq. (%)	Crude rate (per 100,000)	ASR world	Cum. rates 0-64 (%)	0-74 (%)	No. cases	Freq. (%)	Crude rate (per 100,000)	ASR world		Cum. rates 0-64 (%)	0-74 (%)
Lip	166	0.3	1.6	1.2	0.08	0.13	47	0.1	0.4	0.3	0.01	0.03	C00
Tongue	250	0.5	2.5	1.9	0.14	0.22	153	0.3	1.5	0.9	0.06	0.10	C01-02
Mouth	184	0.4	1.8	1.3	0.09	0.16	146	0.3	1.4	0.9	0.04	0.09	C03-06
Salivary glands	78	0.2	0.8	0.6	0.03	0.06	89	0.2	0.8	0.6	0.04	0.06	C07-08
Tonsil	155	0.3	1.5	1.2	0.10	0.13	40	0.1	0.4	0.3	0.02	0.03	C09
Other oropharynx	25	0.0	0.2	0.2	0.01	0.03	10	0.0	0.1	0.1	0.00	0.01	C10
Nasopharynx	92	0.2	0.9	0.8	0.05	0.09	49	0.1	0.5	0.4	0.03	0.03	C11
Hypopharynx	71	0.1	0.7	0.5	0.03	0.07	14	0.0	0.1	0.1	0.00	0.00	C12-13
Pharynx unspecified	37	0.1	0.4	0.3	0.01	0.04	10	0.0	0.1	0.1	0.00	0.01	C14
Oesophagus	847	1.7	8.4	5.5	0.26	0.64	434	1.0	4.1	2.0	0.07	0.22	C15
Stomach	1136	2.3	11.2	7.6	0.38	0.85	718	1.6	6.9	4.0	0.23	0.43	C16
Small intestine	212	0.4	2.1	1.5	0.09	0.19	148	0.3	1.4	0.9	0.06	0.11	C17
Colon	4270	8.5	42.2	27.6	1.06	3.32	4816	10.7	45.9	25.7	1.04	3.11	C18
Rectum	2672	5.3	26.4	18.2	0.87	2.30	1797	4.0	17.1	10.4	0.56	1.25	C19-20
Anus	77	0.2	0.8	0.5	0.03	0.06	180	0.4	1.7	1.1	0.08	0.13	C21
Liver	738	1.5	7.3	5.2	0.30	0.60	328	0.7	3.1	1.9	0.09	0.23	C22
Gallbladder etc.	194	0.4	1.9	1.2	0.06	0.16	291	0.6	2.8	1.6	0.07	0.18	C23-24
Pancreas	958	1.9	9.5	6.3	0.29	0.75	996	2.2	9.5	5.0	0.21	0.55	C25
Nose, sinuses etc.	64	0.1	0.6	0.5	0.03	0.06	46	0.1	0.4	0.3	0.02	0.04	C30-31
Larynx	336	0.7	3.3	2.3	0.13	0.29	59	0.1	0.6	0.4	0.02	0.04	C32
Trachea, bronchus and lung	5124	10.2	50.7	33.3	1.39	4.09	3873	8.6	37.0	23.5	1.31	2.99	C33-34
Other thoracic organs	41	0.1	0.4	0.3	0.03	0.04	32	0.1	0.3	0.2	0.01	0.02	C37-38
Bone	131	0.3	1.3	1.2	0.08	0.10	94	0.2	0.9	0.9	0.05	0.07	C40-41
Melanoma of skin	5219	10.4	51.6	37.1	2.26	4.20	4758	10.5	45.4	31.8	2.17	3.40	C43
Other skin	200	0.4	2.0	1.3	0.05	0.12	186	0.4	1.8	1.0	0.05	0.09	C44
Mesothelioma	398	0.8	3.9	2.6	0.11	0.34	60	0.1	0.6	0.3	0.02	0.04	C45
Kaposi sarcoma	20	0.0	0.2	0.2	0.01	0.02	3	0.0	0.0	0.0	0.00	0.00	C46
Connective and soft tissue	429	0.9	4.2	3.1	0.17	0.31	287	0.6	2.7	1.9	0.11	0.18	C47+C49
Breast	81	0.2	0.8	0.5	0.03	0.06	12318	27.3	117.5	83.8	6.30	9.39	C50
Vulva							245	0.5	2.3	1.4	0.09	0.13	C51
Vagina							60	0.1	0.6	0.4	0.02	0.04	C52
Cervix uteri							804	1.8	7.7	6.0	0.47	0.58	C53
Corpus uteri							1778	3.9	17.0	11.8	0.84	1.45	C54
Uterus unspecified							49	0.1	0.5	0.2	0.01	0.02	C55
Ovary							1362	3.0	13.0	8.6	0.56	0.99	C56
Other female genital organs							95	0.2	0.9	0.6	0.04	0.08	C57
Placenta							22	0.0	0.2	0.2	0.01	0.01	C58
Penis	59	0.1	0.6	0.4	0.02	0.04							C60
Prostate	13543	27.1	134.0	92.7	4.40	12.16							C61
Testis	733	1.5	7.3	6.8	0.51	0.54							C62
Other male genital organs	18	0.0	0.2	0.1	0.01	0.01							C63
Kidney	1285	2.6	12.7	9.2	0.53	1.12	704	1.6	6.7	4.5	0.27	0.51	C64
Renal pelvis	78	0.2	0.8	0.5	0.03	0.06	67	0.1	0.6	0.4	0.02	0.04	C65
Ureter	45	0.1	0.4	0.3	0.01	0.03	20	0.0	0.2	0.1	0.00	0.01	C66
Bladder	1617	3.2	16.0	9.9	0.33	1.12	545	1.2	5.2	2.7	0.10	0.31	C67
Other urinary organs	47	0.1	0.5	0.3	0.01	0.04	24	0.1	0.2	0.1	0.00	0.02	C68
Eye	159	0.3	1.6	1.3	0.07	0.12	111	0.2	1.1	0.8	0.05	0.07	C69
Brain, nervous system	773	1.5	7.6	6.1	0.37	0.63	587	1.3	5.6	4.4	0.28	0.43	C70-72
Thyroid	291	0.6	2.9	2.3	0.17	0.24	734	1.6	7.0	5.6	0.43	0.55	C73
Adrenal gland	22	0.0	0.2	0.2	0.01	0.02	25	0.1	0.2	0.3	0.01	0.02	C74
Other endocrine	17	0.0	0.2	0.2	0.01	0.01	18	0.0	0.2	0.2	0.01	0.01	C75
Hodgkin lymphoma	260	0.5	2.6	2.2	0.15	0.19	168	0.4	1.6	1.5	0.10	0.12	C81
Non-Hodgkin lymphoma	1837	3.7	18.2	13.1	0.75	1.46	1506	3.3	14.4	9.2	0.54	1.07	C82-85,C96
Immunoproliferative diseases	89	0.2	0.9	0.5	0.01	0.05	59	0.1	0.6	0.3	0.02	0.05	C88
Multiple myeloma	695	1.4	6.9	4.6	0.22	0.55	554	1.2	5.3	3.1	0.17	0.38	C90
Lymphoid leukaemia	1053	2.1	10.4	7.8	0.39	0.82	741	1.6	7.1	5.1	0.24	0.49	C91
Myeloid leukaemia	653	1.3	6.5	4.5	0.22	0.43	570	1.3	5.4	3.5	0.19	0.34	C92-94
Leukaemia unspecified	39	0.1	0.4	0.2	0.01	0.02	37	0.1	0.4	0.2	0.01	0.01	C95
Myeloproliferative disorders	647	1.3	6.4	4.5	0.25	0.51	573	1.3	5.5	3.3	0.17	0.37	MPD
Myelodysplastic syndromes	744	1.5	7.4	4.2	0.08	0.37	448	1.0	4.3	2.1	0.06	0.21	MDS
Other and unspecified	1332	2.7	13.2	8.2	0.28	0.83	1416	3.1	13.5	6.9	0.27	0.69	O&U
All sites	50241		497.0	344.2	17.01	40.80	45304		432.2	283.7	17.67	31.86	C00-96
All sites except C44	50041	100.0	495.0	342.9	16.95	40.68	45118	100.0	430.5	282.7	17.62	31.77	C00-96 exc. C44

New Zealand: Maori (2003-2007)

SITE	Male					Female					ICD-10		
	No. cases	Freq. (%)	Crude rate (per 100,000)	ASR world	Cum. rates 0-64 (%)	Cum. rates 0-74 (%)	No. cases	Freq. (%)	Crude rate (per 100,000)	ASR world		Cum. rates 0-64 (%)	Cum. rates 0-74 (%)
Lip	1	0.0	0.1	0.1	0.01	0.01	0	0.0	0.0	0.0	0.00	0.00	C00
Tongue	15	0.4	1.0	1.5	0.13	0.21	13	0.3	0.8	1.0	0.08	0.10	C01-02
Mouth	16	0.4	1.0	1.4	0.11	0.17	7	0.2	0.4	0.5	0.03	0.05	C03-06
Salivary glands	14	0.4	0.9	1.4	0.07	0.18	8	0.2	0.5	0.6	0.06	0.06	C07-08
Tonsil	18	0.5	1.2	1.4	0.13	0.15	3	0.1	0.2	0.2	0.01	0.01	C09
Other oropharynx	8	0.2	0.5	0.9	0.05	0.13	0	0.0	0.0	0.0	0.00	0.00	C10
Nasopharynx	17	0.5	1.1	1.5	0.09	0.21	2	0.0	0.1	0.2	0.02	0.02	C11
Hypopharynx	15	0.4	1.0	1.6	0.08	0.21	1	0.0	0.1	0.1	0.00	0.02	C12-13
Pharynx unspecified	2	0.1	0.1	0.4	0.00	0.00	1	0.0	0.1	0.1	0.00	0.02	C14
Oesophagus	71	2.0	4.6	7.4	0.38	0.93	24	0.5	1.5	2.4	0.11	0.29	C15
Stomach	188	5.2	12.2	19.0	0.99	2.18	157	3.5	9.9	12.9	0.74	1.50	C16
Small intestine	27	0.7	1.8	2.7	0.19	0.36	27	0.6	1.7	2.2	0.15	0.26	C17
Colon	167	4.6	10.9	17.6	0.77	2.35	182	4.1	11.5	16.6	0.88	1.99	C18
Rectum	153	4.2	9.9	16.6	0.62	2.34	93	2.1	5.9	8.5	0.48	0.97	C19-20
Anus	8	0.2	0.5	0.9	0.01	0.16	15	0.3	0.9	1.1	0.09	0.09	C21
Liver	165	4.6	10.7	15.3	1.06	1.69	52	1.2	3.3	4.6	0.24	0.54	C22
Gallbladder etc.	17	0.5	1.1	1.8	0.08	0.23	33	0.7	2.1	3.3	0.16	0.34	C23-24
Pancreas	90	2.5	5.9	9.4	0.42	1.17	104	2.3	6.6	9.9	0.41	1.06	C25
Nose, sinuses etc.	11	0.3	0.7	0.9	0.07	0.13	8	0.2	0.5	0.7	0.05	0.09	C30-31
Larynx	41	1.1	2.7	4.4	0.21	0.61	15	0.3	0.9	1.3	0.10	0.17	C32
Trachea, bronchus and lung	719	19.9	46.7	78.8	4.06	10.24	839	18.9	52.9	79.0	4.73	10.20	C33-34
Other thoracic organs	6	0.2	0.4	0.5	0.05	0.05	4	0.1	0.3	0.3	0.01	0.04	C37-38
Bone	25	0.7	1.6	1.6	0.11	0.14	17	0.4	1.1	1.1	0.05	0.08	C40-41
Melanoma of skin	55	1.5	3.6	5.4	0.25	0.59	77	1.7	4.9	5.9	0.35	0.54	C43
Other skin	8	0.2	0.5	0.7	0.05	0.07	8	0.2	0.5	0.6	0.02	0.06	C44
Mesothelioma	10	0.3	0.7	1.1	0.04	0.16	3	0.1	0.2	0.2	0.02	0.02	C45
Kaposi sarcoma	0	0.0	0.0	0.0	0.00	0.00	0	0.0	0.0	0.0	0.00	0.00	C46
Connective and soft tissue	31	0.9	2.0	2.6	0.17	0.27	39	0.9	2.5	3.3	0.23	0.37	C47+C49
Breast	4	0.1	0.3	0.5	0.01	0.05	1335	30.1	84.2	107.4	7.99	12.72	C50
Vulva							23	0.5	1.4	1.7	0.13	0.17	C51
Vagina							8	0.2	0.5	0.7	0.06	0.09	C52
Cervix uteri							153	3.5	9.6	11.3	0.94	1.18	C53
Corpus uteri							222	5.0	14.0	19.0	1.30	2.29	C54
Uterus unspecified							1	0.0	0.1	0.1	0.01	0.01	C55
Ovary							120	2.7	7.6	9.8	0.66	1.05	C56
Other female genital organs							5	0.1	0.3	0.4	0.02	0.04	C57
Placenta							7	0.2	0.4	0.4	0.03	0.03	C58
Penis	0	0.0	0.0	0.0	0.00	0.00							C60
Prostate	682	18.8	44.3	81.2	2.97	10.61							C61
Testis	160	4.4	10.4	10.6	0.75	0.80							C62
Other male genital organs	0	0.0	0.0	0.0	0.00	0.00							C63
Kidney	119	3.3	7.7	11.1	0.81	1.33	60	1.4	3.8	5.0	0.33	0.50	C64
Renal pelvis	2	0.1	0.1	0.2	0.01	0.01	3	0.1	0.2	0.2	0.03	0.03	C65
Ureter	0	0.0	0.0	0.0	0.00	0.00	1	0.0	0.1	0.1	0.00	0.00	C66
Bladder	66	1.8	4.3	7.5	0.26	0.84	31	0.7	2.0	2.8	0.13	0.33	C67
Other urinary organs	1	0.0	0.1	0.1	0.01	0.01	3	0.1	0.2	0.3	0.00	0.04	C68
Eye	9	0.2	0.6	0.6	0.04	0.04	7	0.2	0.4	0.5	0.04	0.04	C69
Brain, nervous system	54	1.5	3.5	4.5	0.22	0.46	52	1.2	3.3	4.0	0.23	0.43	C70-72
Thyroid	50	1.4	3.3	4.5	0.28	0.50	119	2.7	7.5	8.7	0.65	0.92	C73
Adrenal gland	5	0.1	0.3	0.3	0.01	0.01	7	0.2	0.4	0.5	0.04	0.04	C74
Other endocrine	4	0.1	0.3	0.2	0.01	0.01	6	0.1	0.4	0.4	0.02	0.04	C75
Hodgkin lymphoma	20	0.6	1.3	1.3	0.10	0.12	21	0.5	1.3	1.6	0.08	0.17	C81
Non-Hodgkin lymphoma	124	3.4	8.1	11.6	0.62	1.30	96	2.2	6.1	8.2	0.45	1.02	C82-85,C96
Immunoproliferative diseases	1	0.0	0.1	0.1	0.00	0.02	0	0.0	0.0	0.0	0.00	0.00	C88
Multiple myeloma	39	1.1	2.5	4.2	0.16	0.57	64	1.4	4.0	5.8	0.33	0.68	C90
Lymphoid leukaemia	89	2.5	5.8	8.6	0.40	1.01	58	1.3	3.7	4.6	0.22	0.45	C91
Myeloid leukaemia	50	1.4	3.3	4.5	0.29	0.48	60	1.4	3.8	4.5	0.30	0.48	C92-94
Leukaemia unspecified	3	0.1	0.2	0.3	0.02	0.02	5	0.1	0.3	0.4	0.01	0.04	C95
Myeloproliferative disorders	93	2.6	6.0	9.0	0.57	1.01	99	2.2	6.2	8.5	0.61	0.99	MPD
Myelodysplastic syndromes	36	1.0	2.3	4.4	0.07	0.47	25	0.6	1.6	2.4	0.06	0.22	MDS
Other and unspecified	121	3.3	7.9	14.1	0.53	1.45	115	2.6	7.2	10.4	0.39	1.05	O&U
All sites	3630		236.0	376.1	18.33	46.04	4438		279.8	376.6	24.05	43.93	C00-96
All sites except C44	3622	100.0	235.5	375.4	18.27	45.97	4430	100.0	279.3	376.0	24.02	43.87	C00-96 exc. C44

New Zealand: Pacific Islander (2003-2007)

SITE	Male					Female					ICD-10		
	No. cases	Freq. (%)	Crude rate (per 100,000)	ASR world	Cum. rates 0-64 (%)	Cum. rates 0-74 (%)	No. cases	Freq. (%)	Crude rate (per 100,000)	ASR world		Cum. rates 0-64 (%)	Cum. rates 0-74 (%)
Lip	0	0.0	0.0	0.0	0.00	0.00	0	0.0	0.0	0.0	0.00	0.00	C00
Tongue	10	0.7	1.6	2.1	0.19	0.27	6	0.4	1.0	1.1	0.05	0.09	C01-02
Mouth	6	0.4	1.0	1.3	0.15	0.15	4	0.3	0.6	0.9	0.05	0.09	C03-06
Salivary glands	5	0.4	0.8	1.0	0.07	0.07	5	0.3	0.8	0.7	0.05	0.05	C07-08
Tonsil	5	0.4	0.8	1.1	0.05	0.15	2	0.1	0.3	0.4	0.02	0.08	C09
Other oropharynx	1	0.1	0.2	0.3	0.00	0.05	0	0.0	0.0	0.0	0.00	0.00	C10
Nasopharynx	20	1.4	3.3	3.9	0.41	0.41	10	0.7	1.6	1.6	0.13	0.19	C11
Hypopharynx	2	0.1	0.3	0.5	0.02	0.06	1	0.1	0.2	0.2	0.02	0.02	C12-13
Pharynx unspecified	1	0.1	0.2	0.3	0.00	0.00	2	0.1	0.3	0.4	0.00	0.00	C14
Oesophagus	23	1.6	3.8	6.6	0.39	0.96	4	0.3	0.6	1.0	0.07	0.13	C15
Stomach	67	4.8	10.9	17.2	0.83	2.12	54	3.5	8.7	10.8	0.54	1.08	C16
Small intestine	11	0.8	1.8	2.4	0.15	0.32	6	0.4	1.0	1.1	0.05	0.05	C17
Colon	56	4.0	9.1	13.7	0.65	1.43	45	2.9	7.2	9.5	0.45	0.97	C18
Rectum	40	2.9	6.5	10.6	0.53	1.10	40	2.6	6.4	7.7	0.43	0.88	C19-20
Anus	0	0.0	0.0	0.0	0.00	0.00	1	0.1	0.2	0.1	0.01	0.01	C21
Liver	87	6.2	14.2	20.8	1.18	2.45	28	1.8	4.5	5.7	0.30	0.59	C22
Gallbladder etc.	12	0.9	2.0	3.1	0.14	0.39	13	0.9	2.1	2.9	0.22	0.42	C23-24
Pancreas	34	2.4	5.6	9.1	0.47	0.85	22	1.4	3.5	4.6	0.22	0.52	C25
Nose, sinuses etc.	2	0.1	0.3	0.3	0.03	0.03	4	0.3	0.6	0.8	0.05	0.11	C30-31
Larynx	10	0.7	1.6	2.8	0.16	0.46	2	0.1	0.3	0.4	0.00	0.04	C32
Trachea, bronchus and lung	240	17.1	39.2	65.8	2.56	8.22	120	7.9	19.3	25.0	1.26	3.00	C33-34
Other thoracic organs	2	0.1	0.3	0.4	0.05	0.05	6	0.4	1.0	1.1	0.05	0.09	C37-38
Bone	8	0.6	1.3	1.1	0.07	0.07	6	0.4	1.0	0.9	0.06	0.06	C40-41
Melanoma of skin	12	0.9	2.0	3.5	0.18	0.26	17	1.1	2.7	3.4	0.15	0.38	C43
Other skin	2	0.1	0.3	0.5	0.05	0.05	1	0.1	0.2	0.3	0.00	0.04	C44
Mesothelioma	6	0.4	1.0	1.8	0.04	0.29	1	0.1	0.2	0.3	0.00	0.04	C45
Kaposi sarcoma	1	0.1	0.2	0.2	0.03	0.03	1	0.1	0.2	0.2	0.00	0.00	C46
Connective and soft tissue	12	0.9	2.0	3.3	0.19	0.28	14	0.9	2.2	2.8	0.17	0.31	C47+C49
Breast	6	0.4	1.0	1.4	0.09	0.09	459	30.1	73.6	88.0	6.47	9.61	C50
Vulva							3	0.2	0.5	0.6	0.02	0.06	C51
Vagina							2	0.1	0.3	0.4	0.02	0.06	C52
Cervix uteri							56	3.7	9.0	10.2	0.79	1.10	C53
Corpus uteri							179	11.7	28.7	36.3	2.62	4.33	C54
Uterus unspecified							8	0.5	1.3	1.8	0.05	0.22	C55
Ovary							60	3.9	9.6	11.6	0.80	1.32	C56
Other female genital organs							6	0.4	1.0	1.3	0.06	0.14	C57
Placenta							1	0.1	0.2	0.1	0.01	0.01	C58
Penis	2	0.1	0.3	0.5	0.05	0.05							C60
Prostate	324	23.1	52.9	95.1	3.26	10.98							C61
Testis	11	0.8	1.8	1.6	0.14	0.14							C62
Other male genital organs	0	0.0	0.0	0.0	0.00	0.00							C63
Kidney	37	2.6	6.0	8.6	0.63	1.00	9	0.6	1.4	1.8	0.11	0.27	C64
Renal pelvis	2	0.1	0.3	0.4	0.05	0.05	0	0.0	0.0	0.0	0.00	0.00	C65
Ureter	0	0.0	0.0	0.0	0.00	0.00	0	0.0	0.0	0.0	0.00	0.00	C66
Bladder	22	1.6	3.6	5.8	0.14	0.52	12	0.8	1.9	2.4	0.14	0.14	C67
Other urinary organs	1	0.1	0.2	0.8	0.00	0.00	0	0.0	0.0	0.0	0.00	0.00	C68
Eye	5	0.4	0.8	0.9	0.05	0.05	1	0.1	0.2	0.2	0.02	0.02	C69
Brain, nervous system	28	2.0	4.6	5.2	0.30	0.40	23	1.5	3.7	3.9	0.23	0.33	C70-72
Thyroid	22	1.6	3.6	4.8	0.22	0.63	62	4.1	9.9	11.0	0.77	1.19	C73
Adrenal gland	2	0.1	0.3	0.3	0.01	0.01	1	0.1	0.2	0.2	0.01	0.01	C74
Other endocrine	2	0.1	0.3	0.3	0.02	0.02	4	0.3	0.6	0.7	0.03	0.07	C75
Hodgkin lymphoma	10	0.7	1.6	1.6	0.13	0.13	7	0.5	1.1	1.2	0.09	0.09	C81
Non-Hodgkin lymphoma	50	3.6	8.2	11.3	0.58	1.27	55	3.6	8.8	10.6	0.55	1.08	C82-85,C96
Immunoproliferative diseases	1	0.1	0.2	0.3	0.00	0.08	0	0.0	0.0	0.0	0.00	0.00	C88
Multiple myeloma	30	2.1	4.9	8.4	0.37	1.15	27	1.8	4.3	5.9	0.32	0.78	C90
Lymphoid leukaemia	26	1.9	4.2	5.0	0.28	0.47	19	1.2	3.0	3.7	0.23	0.41	C91
Myeloid leukaemia	33	2.4	5.4	7.0	0.29	0.60	31	2.0	5.0	5.9	0.36	0.69	C92-94
Leukaemia unspecified	3	0.2	0.5	0.7	0.01	0.09	1	0.1	0.2	0.2	0.00	0.00	C95
Myeloproliferative disorders	53	3.8	8.7	12.3	0.90	1.38	30	2.0	4.8	6.5	0.28	0.92	MPD
Myelodysplastic syndromes	15	1.1	2.4	4.4	0.13	0.37	13	0.9	2.1	2.7	0.04	0.18	MDS
Other and unspecified	45	3.2	7.3	13.1	0.42	1.25	43	2.8	6.9	9.5	0.46	0.96	O&U
All sites	1405		229.4	363.5	16.62	41.25	1527		245.0	300.6	18.81	33.22	C00-96
All sites except C44	1403	100.0	229.1	363.1	16.57	41.19	1526	100.0	244.8	300.4	18.81	33.18	C00-96 exc. C44

New Zealand: Other (2003-2007)

SITE	Male					Female					ICD-10		
	No. cases	Freq. (%)	Crude rate (per 100,000)	ASR world	Cum. rates 0-64 (%)	Cum. rates 0-74 (%)	No. cases	Freq. (%)	Crude rate (per 100,000)	ASR world		Cum. rates 0-64 (%)	Cum. rates 0-74 (%)
Lip	165	0.4	2.1	1.4	0.09	0.15	47	0.1	0.6	0.3	0.02	0.03	C00
Tongue	225	0.5	2.8	1.9	0.14	0.22	134	0.3	1.6	0.9	0.06	0.10	C01-02
Mouth	162	0.4	2.0	1.3	0.09	0.16	135	0.3	1.6	0.9	0.05	0.10	C03-06
Salivary glands	59	0.1	0.7	0.5	0.03	0.05	76	0.2	0.9	0.6	0.04	0.06	C07-08
Tonsil	132	0.3	1.7	1.1	0.10	0.13	35	0.1	0.4	0.3	0.03	0.03	C09
Other oropharynx	16	0.0	0.2	0.1	0.01	0.02	10	0.0	0.1	0.1	0.00	0.01	C10
Nasopharynx	55	0.1	0.7	0.5	0.03	0.06	37	0.1	0.4	0.3	0.02	0.03	C11
Hypopharynx	54	0.1	0.7	0.4	0.02	0.06	12	0.0	0.1	0.0	0.00	0.00	C12-13
Pharynx unspecified	34	0.1	0.4	0.3	0.01	0.04	7	0.0	0.1	0.0	0.00	0.01	C14
Oesophagus	753	1.7	9.5	5.3	0.24	0.60	406	1.0	4.9	2.0	0.07	0.22	C15
Stomach	881	2.0	11.1	6.2	0.29	0.69	507	1.3	6.1	2.8	0.14	0.30	C16
Small intestine	174	0.4	2.2	1.3	0.07	0.17	115	0.3	1.4	0.8	0.04	0.09	C17
Colon	4047	9.0	50.9	28.5	1.10	3.45	4589	11.7	55.5	26.8	1.08	3.26	C18
Rectum	2479	5.5	31.1	18.5	0.91	2.34	1664	4.2	20.1	10.6	0.57	1.28	C19-20
Anus	69	0.2	0.9	0.5	0.03	0.06	164	0.4	2.0	1.2	0.09	0.13	C21
Liver	486	1.1	6.1	3.7	0.18	0.43	248	0.6	3.0	1.6	0.07	0.19	C22
Gallbladder etc.	165	0.4	2.1	1.1	0.05	0.14	245	0.6	3.0	1.4	0.05	0.16	C23-24
Pancreas	834	1.9	10.5	6.0	0.27	0.71	870	2.2	10.5	4.7	0.19	0.51	C25
Nose, sinuses etc.	51	0.1	0.6	0.4	0.02	0.05	34	0.1	0.4	0.2	0.02	0.03	C30-31
Larynx	285	0.6	3.6	2.1	0.12	0.26	42	0.1	0.5	0.3	0.01	0.03	C32
Trachea, bronchus and lung	4165	9.3	52.3	28.7	1.09	3.47	2914	7.4	35.2	18.7	0.97	2.37	C33-34
Other thoracic organs	33	0.1	0.4	0.3	0.02	0.04	22	0.1	0.3	0.2	0.01	0.02	C37-38
Bone	98	0.2	1.2	1.1	0.07	0.09	71	0.2	0.9	0.8	0.05	0.06	C40-41
Melanoma of skin	5152	11.4	64.7	41.6	2.59	4.69	4664	11.9	56.4	36.4	2.53	3.86	C43
Other skin	190	0.4	2.4	1.3	0.05	0.12	177	0.4	2.1	1.0	0.05	0.09	C44
Mesothelioma	382	0.8	4.8	2.7	0.12	0.36	56	0.1	0.7	0.3	0.02	0.04	C45
Kaposi sarcoma	19	0.0	0.2	0.2	0.02	0.02	2	0.0	0.0	0.0	0.00	0.00	C46
Connective and soft tissue	386	0.9	4.9	3.2	0.17	0.32	234	0.6	2.8	1.8	0.10	0.16	C47+C49
Breast	71	0.2	0.9	0.5	0.03	0.06	10524	26.9	127.2	81.2	6.10	9.08	C50
Vulva							219	0.6	2.6	1.3	0.08	0.12	C51
Vagina							50	0.1	0.6	0.3	0.02	0.03	C52
Cervix uteri							595	1.5	7.2	5.3	0.40	0.50	C53
Corpus uteri							1377	3.5	16.6	10.1	0.70	1.25	C54
Uterus unspecified							40	0.1	0.5	0.2	0.01	0.01	C55
Ovary							1182	3.0	14.3	8.3	0.53	0.96	C56
Other female genital organs							84	0.2	1.0	0.6	0.04	0.08	C57
Placenta							14	0.0	0.2	0.2	0.01	0.01	C58
Penis	57	0.1	0.7	0.4	0.02	0.05							C60
Prostate	12537	27.9	157.5	94.2	4.59	12.37							C61
Testis	562	1.2	7.1	6.4	0.49	0.51							C62
Other male genital organs	18	0.0	0.2	0.1	0.01	0.01							C63
Kidney	1129	2.5	14.2	8.9	0.49	1.09	635	1.6	7.7	4.6	0.27	0.52	C64
Renal pelvis	74	0.2	0.9	0.5	0.03	0.07	64	0.2	0.8	0.4	0.02	0.04	C65
Ureter	45	0.1	0.6	0.3	0.01	0.04	19	0.0	0.2	0.1	0.00	0.02	C66
Bladder	1529	3.4	19.2	10.2	0.35	1.16	502	1.3	6.1	2.7	0.10	0.31	C67
Other urinary organs	45	0.1	0.6	0.3	0.01	0.04	21	0.1	0.3	0.1	0.00	0.01	C68
Eye	145	0.3	1.8	1.2	0.07	0.12	103	0.3	1.2	0.9	0.05	0.08	C69
Brain, nervous system	691	1.5	8.7	6.2	0.39	0.65	512	1.3	6.2	4.5	0.29	0.44	C70-72
Thyroid	219	0.5	2.8	2.1	0.15	0.21	553	1.4	6.7	5.0	0.38	0.48	C73
Adrenal gland	15	0.0	0.2	0.2	0.01	0.01	17	0.0	0.2	0.2	0.01	0.02	C74
Other endocrine	11	0.0	0.1	0.2	0.01	0.01	8	0.0	0.1	0.1	0.01	0.01	C75
Hodgkin lymphoma	230	0.5	2.9	2.4	0.16	0.20	140	0.4	1.7	1.6	0.10	0.13	C81
Non-Hodgkin lymphoma	1663	3.7	20.9	13.4	0.77	1.49	1355	3.5	16.4	9.3	0.55	1.08	C82-85,C96
Immunoproliferative diseases	87	0.2	1.1	0.5	0.01	0.06	59	0.2	0.7	0.4	0.02	0.05	C88
Multiple myeloma	626	1.4	7.9	4.5	0.22	0.53	463	1.2	5.6	2.8	0.14	0.34	C90
Lymphoid leukaemia	938	2.1	11.8	7.9	0.40	0.82	664	1.7	8.0	5.4	0.25	0.50	C91
Myeloid leukaemia	570	1.3	7.2	4.3	0.20	0.42	479	1.2	5.8	3.2	0.16	0.31	C92-94
Leukaemia unspecified	33	0.1	0.4	0.2	0.01	0.02	31	0.1	0.4	0.2	0.01	0.01	C95
Myeloproliferative disorders	501	1.1	6.3	3.8	0.19	0.43	444	1.1	5.4	2.6	0.12	0.30	MPD
Myelodysplastic syndromes	693	1.5	8.7	4.2	0.08	0.37	410	1.0	5.0	2.0	0.06	0.21	MDS
Other and unspecified	1166	2.6	14.7	7.7	0.25	0.77	1258	3.2	15.2	6.5	0.25	0.65	O&U
All sites	45206		568.0	341.4	16.90	40.41	39339		475.6	275.2	16.98	30.74	C00-96
All sites except C44	45016	100.0	565.6	340.2	16.85	40.29	39162	100.0	473.4	274.2	16.93	30.65	C00-96 exc. C44

USA, Hawaii

REGISTRATION AREA

The Hawaii Tumor Registry (HTR) is an active surveillance monitoring system for the entire United States state of Hawaii, which consists of eight major and 124 minor islands, spanning 1367 miles from tip to tip. At the 2005 census, Hawaii's population was approximately 128 000, with the majority of residents living on the island of Oahu.

REGISTRY STRUCTURE AND METHODS

The HTR was established in 1960 and became a founding member of the United States National Cancer Institute's SEER Program in 1973. As the central statewide collection point for cancer data, the HTR receives data from collaborating hospitals maintaining their own hospital-based tumour registries. HTR employees also gather data from oncology clinics, pathology laboratories, private physicians, radiation oncology facilities, and other facilities. The HTR collects the required SEER demographic and diagnostic information for all malignancies diagnosed in the state. Patients are followed up annually throughout their lifetimes. To ensure accuracy, strict quality control and quality assurance procedures have been established.

INTERPRETING THE RESULTS

The HTR data collected for the diagnosis years of 1973 onward are complete. There are some differences in incidence rates between males and females, and among several ethnic groups. Hawaii is unique in that its population is racially diverse, with no one ethnicity in the majority. Screening programmes exist for breast, cervical, colorectal, and prostate cancers.

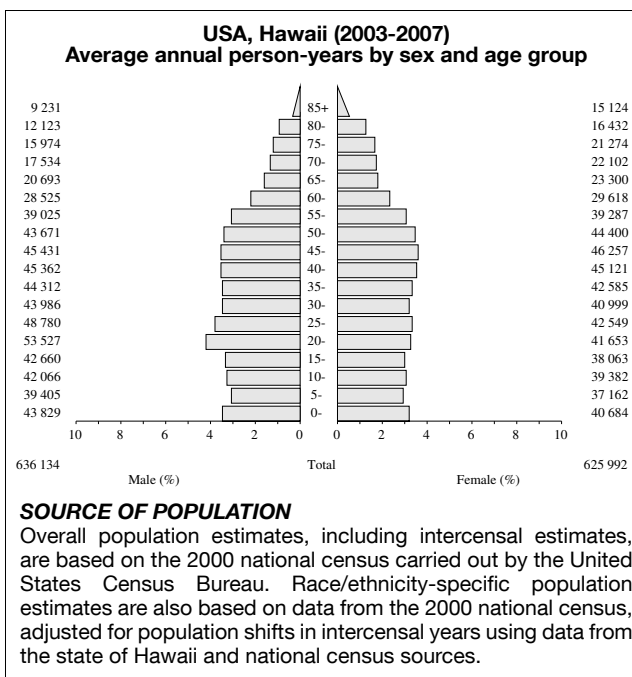
USE OF THE DATA

The HTR maintains a database of information on all cases of cancer diagnosed in the state of Hawaii, which is a major source of cancer data and information locally, nationally, and internationally. The registry provides complete cancer reporting for the entire state

and serves as a resource for nearly all epidemiological cancer research and cancer control activities in Hawaii. Hawaiian statistics on a wide variety of malignancies are available to the research community worldwide. The most recent version of the statistical publication *Hawaii Cancer Facts & Figures* is available for download from <http://www.uhcancercenter.org/research/research-highlightsreports>. The publication provides an overview of cancer; a discussion of the impact of sex, age, and racial/ethnic disparities on cancer; and an analysis of the six major cancer sites.

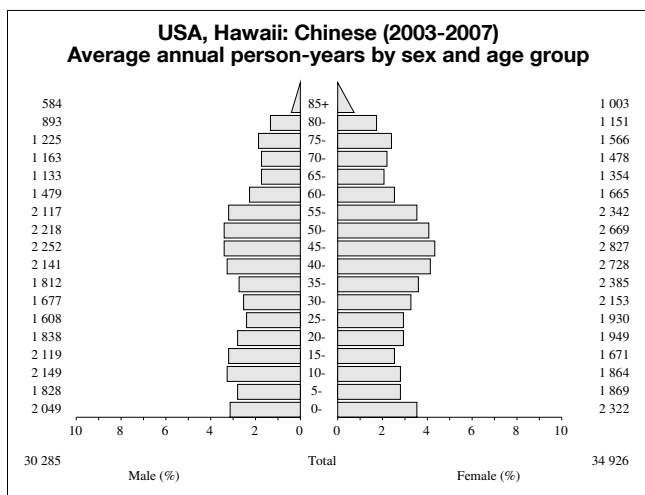
CONTRIBUTORS

Brenda Y. Hernandez
Michael D. Green
Lynne Wilkens



10 MAJOR CANCERS, ASR (WORLD) PER 100 000

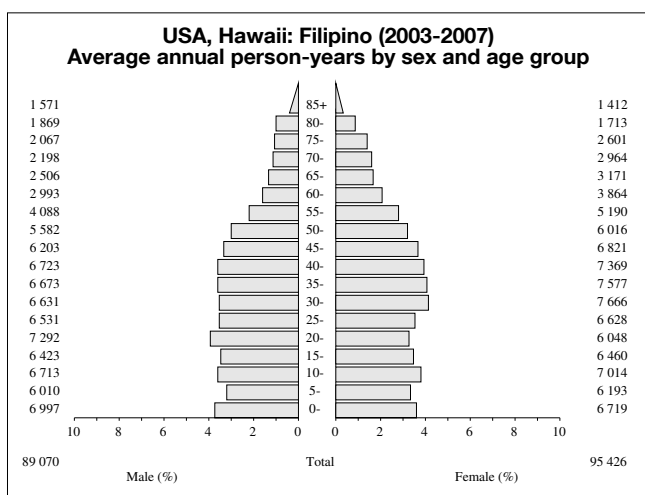
Male		Female	
Prostate	83.7	Breast	88.4
Trachea, bronchus and lung	43.8	Trachea, bronchus and lung	26.2
Colon	23.5	Corpus uteri	21.1
Melanoma of skin	17.5	Colon	17.8
Rectum	15.8	Thyroid	15.4
Bladder	14.9	Melanoma of skin	10.9
Non-Hodgkin lymphoma	12.6	Non-Hodgkin lymphoma	8.4
Kidney	11.3	Ovary	7.9
Liver	10.6	Rectum	7.6
Stomach	8.9	Pancreas	6.5
All sites	326.1	All sites	274.1



NOTES ON THE DATA: *No official mortality data.

USA, HAWAII: CHINESE
10 MAJOR CANCERS, ASR (WORLD) PER 100 000

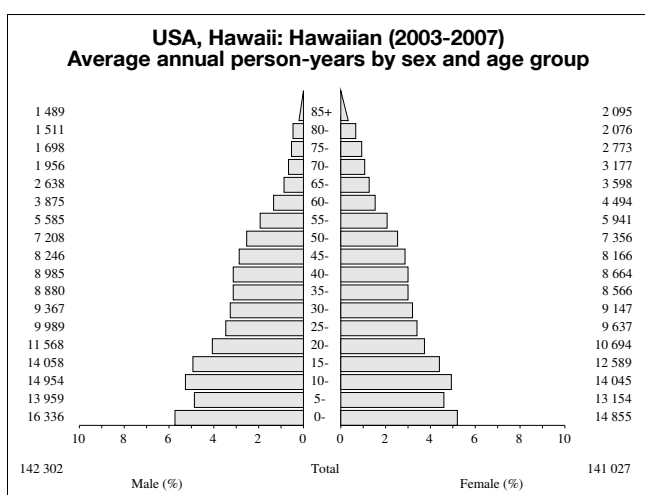
Male		Female	
Prostate	94.2	Breast	91.5
Trachea, bronchus and lung	36.3	Thyroid	22.5
Colon	24.1	Trachea, bronchus and lung	22.4
Non-Hodgkin lymphoma	17.0	Corpus uteri	17.1
Liver	16.3	Colon	16.0
Rectum	12.9	Rectum	11.2
Bladder	12.8	Ovary	9.8
Kidney	12.3	Non-Hodgkin lymphoma	8.8
Nasopharynx	7.6	Other and unspecified	7.2
Pancreas	6.8	Stomach	7.1
All sites	313.6	All sites	266.4



NOTES ON THE DATA: *No official mortality data.

USA, HAWAII: FILIPINO
10 MAJOR CANCERS, ASR (WORLD) PER 100 000

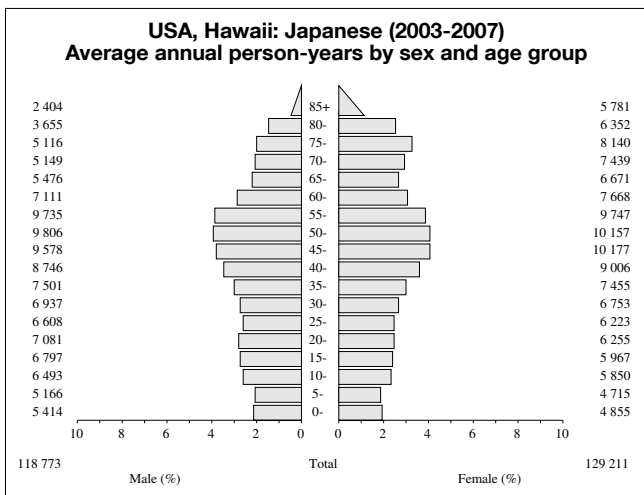
Male		Female	
Prostate	93.3	Breast	82.1
Trachea, bronchus and lung	67.3	Thyroid	28.1
Colon	24.5	Trachea, bronchus and lung	28.0
Rectum	22.0	Corpus uteri	21.1
Non-Hodgkin lymphoma	14.2	Colon	18.2
Kidney	12.7	Non-Hodgkin lymphoma	10.4
Liver	12.2	Ovary	9.2
Pancreas	9.9	Rectum	8.2
Bladder	9.4	Cervix uteri	7.0
Thyroid	9.3	Pancreas	6.2
All sites	349.8	All sites	282.7



NOTES ON THE DATA: *No official mortality data.

USA, HAWAII: HAWAIIAN
10 MAJOR CANCERS, ASR (WORLD) PER 100 000

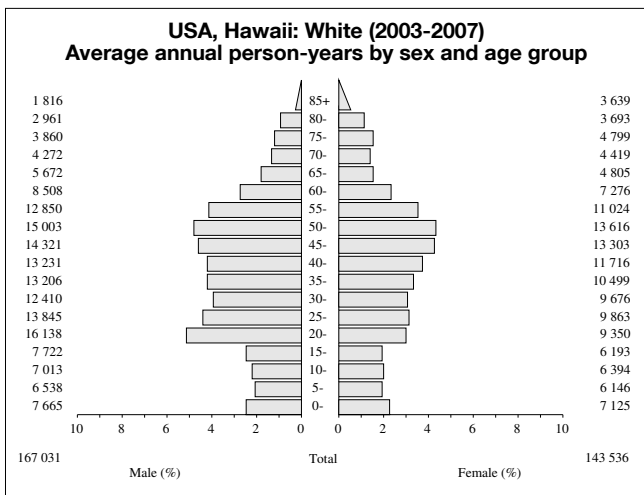
Male		Female	
Prostate	67.9	Breast	106.4
Trachea, bronchus and lung	58.6	Trachea, bronchus and lung	39.0
Colon	24.2	Corpus uteri	29.7
Rectum	15.2	Colon	14.2
Liver	13.1	Thyroid	13.1
Kidney	12.9	Pancreas	9.0
Pancreas	11.8	Ovary	8.3
Bladder	11.2	Non-Hodgkin lymphoma	7.0
Non-Hodgkin lymphoma	11.2	Rectum	7.0
Stomach	8.6	Other and unspecified	6.7
All sites	316.0	All sites	309.0



NOTES ON THE DATA: *No official mortality data.

USA, HAWAII: JAPANESE
10 MAJOR CANCERS, ASR (WORLD) PER 100 000

Male		Female	
Prostate	86.1	Breast	86.5
Trachea, bronchus and lung	36.6	Colon	21.7
Colon	29.0	Corpus uteri	19.8
Rectum	20.6	Trachea, bronchus and lung	15.9
Bladder	15.1	Thyroid	9.2
Stomach	15.1	Rectum	8.1
Pancreas	10.6	Ovary	7.5
Non-Hodgkin lymphoma	9.4	Non-Hodgkin lymphoma	7.3
Kidney	9.4	Pancreas	6.1
Liver	7.9	Stomach	5.3
All sites	299.1	All sites	232.8



NOTES ON THE DATA: *No official mortality data.

USA, HAWAII: WHITE
10 MAJOR CANCERS, ASR (WORLD) PER 100 000

Male		Female	
Prostate	101.2	Breast	98.1
Melanoma of skin	55.3	Melanoma of skin	36.9
Trachea, bronchus and lung	45.1	Trachea, bronchus and lung	34.7
Colon	24.4	Corpus uteri	18.3
Bladder	24.3	Colon	18.3
Non-Hodgkin lymphoma	16.4	Thyroid	11.8
Kidney	13.1	Non-Hodgkin lymphoma	9.4
Rectum	13.0	Ovary	8.6
Liver	8.6	Bladder	6.7
Testis	8.2	Rectum	6.3
All sites	411.8	All sites	318.7

USA, Hawaii (2003-2007)

SITE	Male					Female					ICD-10		
	No. cases	Freq. (%)	Crude rate (per 100,000)	ASR world	Cum. rates 0-64 0-74 (%)	No. cases	Freq. (%)	Crude rate (per 100,000)	ASR world	Cum. rates 0-64 0-74 (%)			
Lip	22	0.1	0.7	0.5	0.03	0.07	9	0.1	0.3	0.2	0.01	0.02	C00
Tongue	179	1.1	5.6	4.1	0.28	0.48	90	0.6	2.9	1.6	0.11	0.18	C01-02
Mouth	63	0.4	2.0	1.4	0.09	0.17	63	0.4	2.0	1.0	0.05	0.12	C03-06
Salivary glands	53	0.3	1.7	1.3	0.08	0.15	37	0.3	1.2	0.9	0.06	0.09	C07-08
Tonsil	84	0.5	2.6	2.0	0.17	0.23	17	0.1	0.5	0.4	0.03	0.05	C09
Other oropharynx	21	0.1	0.7	0.4	0.04	0.05	5	0.0	0.2	0.1	0.00	0.02	C10
Nasopharynx	78	0.5	2.5	2.0	0.13	0.23	26	0.2	0.8	0.6	0.04	0.07	C11
Hypopharynx	33	0.2	1.0	0.7	0.04	0.08	6	0.0	0.2	0.1	0.00	0.01	C12-13
Pharynx unspecified	7	0.0	0.2	0.2	0.01	0.02	1	0.0	0.0	0.0	0.00	0.00	C14
Oesophagus	223	1.4	7.0	4.6	0.27	0.59	45	0.3	1.4	0.7	0.03	0.09	C15
Stomach	489	3.1	15.4	8.9	0.31	1.07	325	2.3	10.4	4.8	0.22	0.52	C16
Small intestine	63	0.4	2.0	1.4	0.08	0.18	45	0.3	1.4	0.7	0.05	0.08	C17
Colon	1183	7.5	37.2	23.5	1.26	2.79	1107	7.9	35.4	17.8	0.93	2.04	C18
Rectum	713	4.5	22.4	15.8	1.11	1.90	404	2.9	12.9	7.6	0.44	0.89	C19-20
Anus	39	0.2	1.2	0.8	0.06	0.10	33	0.2	1.1	0.6	0.04	0.08	C21
Liver	484	3.1	15.2	10.6	0.71	1.23	226	1.6	7.2	3.8	0.17	0.47	C22
Gallbladder etc.	112	0.7	3.5	2.2	0.11	0.27	108	0.8	3.5	1.5	0.07	0.17	C23-24
Pancreas	459	2.9	14.4	8.9	0.45	1.02	431	3.1	13.8	6.5	0.30	0.76	C25
Nose, sinuses etc.	39	0.2	1.2	0.9	0.04	0.12	24	0.2	0.8	0.5	0.03	0.05	C30-31
Larynx	156	1.0	4.9	3.4	0.22	0.44	20	0.1	0.6	0.4	0.02	0.05	C32
Trachea, bronchus and lung	2214	14.1	69.6	43.8	2.07	5.58	1555	11.1	49.7	26.2	1.29	3.36	C33-34
Other thoracic organs	32	0.2	1.0	0.8	0.06	0.09	29	0.2	0.9	0.7	0.03	0.07	C37-38
Bone	24	0.2	0.8	0.7	0.05	0.06	23	0.2	0.7	0.7	0.04	0.05	C40-41
Melanoma of skin	787	5.0	24.7	17.5	1.19	2.00	495	3.5	15.8	10.9	0.85	1.10	C43
Other skin	73	0.5	2.3	1.5	0.08	0.15	53	0.4	1.7	1.1	0.07	0.11	C44
Mesothelioma	40	0.3	1.3	0.8	0.03	0.09	7	0.0	0.2	0.2	0.01	0.02	C45
Kaposi sarcoma	27	0.2	0.8	0.7	0.05	0.05	3	0.0	0.1	0.0	0.00	0.00	C46
Connective and soft tissue	132	0.8	4.2	2.9	0.19	0.26	113	0.8	3.6	2.5	0.16	0.23	C47+C49
Breast	25	0.2	0.8	0.5	0.03	0.06	4248	30.3	135.7	88.4	6.50	10.33	C50
Vulva							65	0.5	2.1	1.1	0.08	0.13	C51
Vagina							22	0.2	0.7	0.4	0.03	0.04	C52
Cervix uteri							249	1.8	8.0	6.0	0.48	0.56	C53
Corpus uteri							974	6.9	31.1	21.1	1.67	2.39	C54
Uterus unspecified							11	0.1	0.4	0.2	0.01	0.02	C55
Ovary							390	2.8	12.5	7.9	0.55	0.87	C56
Other female genital organs							26	0.2	0.8	0.5	0.03	0.05	C57
Placenta							5	0.0	0.2	0.2	0.01	0.01	C58
Penis	19	0.1	0.6	0.3	0.01	0.03							C60
Prostate	4234	26.9	133.1	83.7	3.82	10.86							C61
Testis	162	1.0	5.1	4.7	0.35	0.36							C62
Other male genital organs	17	0.1	0.5	0.4	0.02	0.05							C63
Kidney	499	3.2	15.7	11.3	0.74	1.36	244	1.7	7.8	4.9	0.32	0.57	C64
Renal pelvis	31	0.2	1.0	0.6	0.03	0.08	32	0.2	1.0	0.4	0.01	0.06	C65
Ureter	24	0.2	0.8	0.4	0.01	0.04	22	0.2	0.7	0.3	0.01	0.03	C66
Bladder	803	5.1	25.2	14.9	0.61	1.83	250	1.8	8.0	3.9	0.19	0.45	C67
Other urinary organs	8	0.1	0.3	0.2	0.01	0.02	4	0.0	0.1	0.1	0.00	0.01	C68
Eye	19	0.1	0.6	0.5	0.04	0.04	13	0.1	0.4	0.3	0.02	0.02	C69
Brain, nervous system	144	0.9	4.5	3.9	0.26	0.34	121	0.9	3.9	3.0	0.21	0.28	C70-72
Thyroid	184	1.2	5.8	4.5	0.34	0.46	595	4.2	19.0	15.4	1.20	1.47	C73
Adrenal gland	9	0.1	0.3	0.4	0.02	0.02	6	0.0	0.2	0.2	0.01	0.01	C74
Other endocrine	7	0.0	0.2	0.3	0.02	0.02	2	0.0	0.1	0.0	0.01	0.01	C75
Hodgkin lymphoma	75	0.5	2.4	1.9	0.13	0.15	66	0.5	2.1	2.0	0.13	0.14	C81
Non-Hodgkin lymphoma	629	4.0	19.8	12.6	0.73	1.38	467	3.3	14.9	8.4	0.48	0.99	C82-85,C96
Immunoproliferative diseases	17	0.1	0.5	0.3	0.02	0.04	11	0.1	0.4	0.2	0.01	0.02	C88
Multiple myeloma	172	1.1	5.4	3.5	0.18	0.43	133	0.9	4.2	2.2	0.13	0.27	C90
Lymphoid leukaemia	187	1.2	5.9	4.6	0.26	0.47	128	0.9	4.1	3.0	0.17	0.26	C91
Myeloid leukaemia	197	1.3	6.2	4.4	0.22	0.43	161	1.1	5.1	3.5	0.22	0.32	C92-94
Leukaemia unspecified	13	0.1	0.4	0.3	0.01	0.02	13	0.1	0.4	0.2	0.01	0.02	C95
Myeloproliferative disorders	97	0.6	3.0	2.1	0.13	0.24	120	0.9	3.8	2.2	0.14	0.26	MPD
Myelodysplastic syndromes	135	0.9	4.2	2.3	0.06	0.26	105	0.7	3.4	1.5	0.06	0.15	MDS
Other and unspecified	275	1.7	8.6	5.5	0.26	0.70	287	2.0	9.2	4.6	0.25	0.51	O&U
All sites	15811		497.1	326.1	17.48	39.14	14070		449.5	274.1	18.02	30.96	C00-96
All sites except C44	15738	100.0	494.8	324.6	17.40	38.99	14017	100.0	447.8	273.0	17.95	30.85	C00-96 exc. C44

***USA, Hawaii: Chinese (2003-2007)**

SITE	Male						Female						ICD-10
	No. cases	Freq. (%)	Crude rate (per 100,000)	ASR world	Cum. rates 0-64 (%)	Cum. rates 0-74 (%)	No. cases	Freq. (%)	Crude rate (per 100,000)	ASR world	Cum. rates 0-64 (%)	Cum. rates 0-74 (%)	
Lip	0	0.0	0.0	0.0	0.00	0.00	1	0.1	0.6	0.1	0.00	0.00	C00
Tongue	6	0.6	4.0	2.0	0.05	0.22	6	0.7	3.4	2.0	0.14	0.21	C01-02
Mouth	3	0.3	2.0	1.4	0.09	0.18	2	0.2	1.1	0.9	0.05	0.05	C03-06
Salivary glands	0	0.0	0.0	0.0	0.00	0.00	2	0.2	1.1	0.5	0.04	0.04	C07-08
Tonsil	3	0.3	2.0	1.3	0.09	0.18	0	0.0	0.0	0.0	0.00	0.00	C09
Other oropharynx	1	0.1	0.7	0.3	0.00	0.09	0	0.0	0.0	0.0	0.00	0.00	C10
Nasopharynx	15	1.6	9.9	7.6	0.50	0.85	8	0.9	4.6	3.4	0.30	0.30	C11
Hypopharynx	1	0.1	0.7	0.5	0.07	0.07	0	0.0	0.0	0.0	0.00	0.00	C12-13
Pharynx unspecified	0	0.0	0.0	0.0	0.00	0.00	0	0.0	0.0	0.0	0.00	0.00	C14
Oesophagus	16	1.7	10.6	5.9	0.27	0.88	2	0.2	1.1	0.4	0.00	0.07	C15
Stomach	23	2.4	15.2	6.1	0.18	0.79	24	2.7	13.7	7.1	0.50	0.64	C16
Small intestine	3	0.3	2.0	0.5	0.00	0.00	5	0.6	2.9	1.4	0.15	0.15	C17
Colon	72	7.6	47.5	24.1	1.14	3.14	73	8.2	41.8	16.0	0.57	1.76	C18
Rectum	33	3.5	21.8	12.9	1.08	1.51	39	4.4	22.3	11.2	0.54	1.25	C19-20
Anus	1	0.1	0.7	0.2	0.00	0.00	2	0.2	1.1	0.8	0.06	0.13	C21
Liver	42	4.4	27.7	16.3	1.08	1.78	23	2.6	13.2	6.6	0.23	0.80	C22
Gallbladder etc.	7	0.7	4.6	2.8	0.14	0.48	10	1.1	5.7	1.2	0.00	0.07	C23-24
Pancreas	21	2.2	13.9	6.8	0.25	0.86	33	3.7	18.9	6.4	0.34	0.62	C25
Nose, sinuses etc.	3	0.3	2.0	1.3	0.10	0.10	3	0.3	1.7	1.1	0.08	0.15	C30-31
Larynx	10	1.1	6.6	3.8	0.18	0.61	0	0.0	0.0	0.0	0.00	0.00	C32
Trachea, bronchus and lung	118	12.5	77.9	36.3	1.51	4.90	92	10.3	52.7	22.4	1.01	2.77	C33-34
Other thoracic organs	6	0.6	4.0	3.6	0.25	0.25	2	0.2	1.1	0.8	0.04	0.12	C37-38
Bone	3	0.3	2.0	2.2	0.15	0.15	3	0.3	1.7	1.5	0.09	0.09	C40-41
Melanoma of skin	5	0.5	3.3	1.3	0.09	0.09	6	0.7	3.4	1.6	0.11	0.11	C43
Other skin	3	0.3	2.0	1.4	0.09	0.18	2	0.2	1.1	0.7	0.07	0.07	C44
Mesothelioma	1	0.1	0.7	0.2	0.00	0.00	0	0.0	0.0	0.0	0.00	0.00	C45
Kaposi sarcoma	1	0.1	0.7	0.6	0.05	0.05	1	0.1	0.6	0.1	0.00	0.00	C46
Connective and soft tissue	6	0.6	4.0	2.0	0.09	0.18	4	0.4	2.3	1.3	0.05	0.05	C47+C49
Breast	0	0.0	0.0	0.0	0.00	0.00	271	30.3	155.2	91.5	6.87	10.66	C50
Vulva							0	0.0	0.0	0.0	0.00	0.00	C51
Vagina							1	0.1	0.6	0.1	0.00	0.00	C52
Cervix uteri							12	1.3	6.9	4.9	0.43	0.43	C53
Corpus uteri							55	6.2	31.5	17.1	1.20	1.98	C54
Uterus unspecified							0	0.0	0.0	0.0	0.00	0.00	C55
Ovary							29	3.2	16.6	9.8	0.71	1.06	C56
Other female genital organs							2	0.2	1.1	0.5	0.04	0.04	C57
Placenta							0	0.0	0.0	0.0	0.00	0.00	C58
Penis	1	0.1	0.7	0.3	0.00	0.09							C60
Prostate	311	32.9	205.4	94.2	3.45	11.98							C61
Testis	6	0.6	4.0	4.2	0.31	0.31							C62
Other male genital organs	0	0.0	0.0	0.0	0.00	0.00							C63
Kidney	37	3.9	24.4	12.3	0.35	1.66	14	1.6	8.0	4.3	0.19	0.67	C64
Renal pelvis	2	0.2	1.3	0.3	0.00	0.00	4	0.4	2.3	0.6	0.00	0.07	C65
Ureter	4	0.4	2.6	1.4	0.07	0.24	2	0.2	1.1	0.4	0.00	0.07	C66
Bladder	46	4.9	30.4	12.8	0.36	1.58	9	1.0	5.2	1.5	0.00	0.20	C67
Other urinary organs	2	0.2	1.3	0.7	0.07	0.07	0	0.0	0.0	0.0	0.00	0.00	C68
Eye	0	0.0	0.0	0.0	0.00	0.00	1	0.1	0.6	0.1	0.00	0.00	C69
Brain, nervous system	7	0.7	4.6	2.9	0.18	0.18	1	0.1	0.6	0.5	0.06	0.06	C70-72
Thyroid	11	1.2	7.3	5.1	0.38	0.56	48	5.4	27.5	22.5	1.60	2.24	C73
Adrenal gland	0	0.0	0.0	0.0	0.00	0.00	1	0.1	0.6	0.4	0.04	0.04	C74
Other endocrine	0	0.0	0.0	0.0	0.00	0.00	0	0.0	0.0	0.0	0.00	0.00	C75
Hodgkin lymphoma	2	0.2	1.3	0.8	0.06	0.06	3	0.3	1.7	1.2	0.11	0.11	C81
Non-Hodgkin lymphoma	53	5.6	35.0	17.0	0.81	1.85	39	4.4	22.3	8.8	0.37	0.93	C82-85,C96
Immunoproliferative diseases	0	0.0	0.0	0.0	0.00	0.00	0	0.0	0.0	0.0	0.00	0.00	C88
Multiple myeloma	6	0.6	4.0	1.7	0.14	0.14	4	0.4	2.3	0.9	0.04	0.10	C90
Lymphoid leukaemia	12	1.3	7.9	4.4	0.30	0.30	8	0.9	4.6	2.1	0.12	0.26	C91
Myeloid leukaemia	10	1.1	6.6	3.9	0.21	0.38	10	1.1	5.7	1.9	0.13	0.13	C92-94
Leukaemia unspecified	2	0.2	1.3	1.0	0.10	0.10	1	0.1	0.6	0.1	0.00	0.00	C95
Myeloproliferative disorders	5	0.5	3.3	1.4	0.11	0.11	6	0.7	3.4	1.4	0.09	0.22	MPD
Myelodysplastic syndromes	11	1.2	7.3	2.4	0.00	0.34	4	0.4	2.3	1.1	0.10	0.10	MDS
Other and unspecified	17	1.8	11.2	5.2	0.09	0.62	28	3.1	16.0	7.2	0.49	0.57	O&U
All sites	948		626.0	313.6	14.45	38.12	896		513.1	266.4	16.94	29.37	C00-96
All sites except C44	945	100.0	624.1	312.1	14.36	37.94	894	100.0	511.9	265.6	16.86	29.29	C00-96 exc. C44

*See note following population pyramid

***USA, Hawaii: Filipino (2003-2007)**

SITE	Male					Female					ICD-10		
	No. cases	Freq. (%)	Crude rate (per 100,000)	ASR world	Cum. rates 0-64 0-74 (%)	No. cases	Freq. (%)	Crude rate (per 100,000)	ASR world	Cum. rates 0-64 0-74 (%)			
Lip	2	0.1	0.4	0.4	0.02	0.07	1	0.1	0.2	0.2	0.00	0.03	C00
Tongue	7	0.3	1.6	1.3	0.08	0.17	6	0.3	1.3	0.9	0.05	0.14	C01-02
Mouth	8	0.4	1.8	1.6	0.11	0.24	15	0.8	3.1	1.9	0.08	0.18	C03-06
Salivary glands	10	0.5	2.2	2.2	0.12	0.28	11	0.6	2.3	1.8	0.13	0.16	C07-08
Tonsil	3	0.1	0.7	0.4	0.02	0.02	2	0.1	0.4	0.4	0.01	0.05	C09
Other oropharynx	3	0.1	0.7	0.5	0.05	0.05	0	0.0	0.0	0.0	0.00	0.00	C10
Nasopharynx	24	1.2	5.4	4.5	0.27	0.58	5	0.3	1.0	0.9	0.03	0.12	C11
Hypopharynx	4	0.2	0.9	0.4	0.02	0.02	0	0.0	0.0	0.0	0.00	0.00	C12-13
Pharynx unspecified	2	0.1	0.4	0.4	0.02	0.06	0	0.0	0.0	0.0	0.00	0.00	C14
Oesophagus	18	0.9	4.0	3.0	0.15	0.40	1	0.1	0.2	0.1	0.00	0.00	C15
Stomach	44	2.1	9.9	7.3	0.45	0.93	30	1.6	6.3	3.7	0.20	0.40	C16
Small intestine	7	0.3	1.6	1.2	0.08	0.18	2	0.1	0.4	0.3	0.04	0.04	C17
Colon	154	7.5	34.6	24.5	1.14	3.04	132	7.1	27.7	18.2	0.88	2.28	C18
Rectum	120	5.8	26.9	22.0	1.44	2.79	57	3.0	11.9	8.2	0.44	1.06	C19-20
Anus	4	0.2	0.9	0.8	0.08	0.08	2	0.1	0.4	0.1	0.00	0.00	C21
Liver	64	3.1	14.4	12.2	0.69	1.57	26	1.4	5.4	3.4	0.17	0.44	C22
Gallbladder etc.	18	0.9	4.0	2.7	0.08	0.33	18	1.0	3.8	2.4	0.13	0.32	C23-24
Pancreas	58	2.8	13.0	9.9	0.63	1.21	46	2.5	9.6	6.2	0.34	0.83	C25
Nose, sinuses etc.	9	0.4	2.0	1.7	0.11	0.20	5	0.3	1.0	0.5	0.03	0.03	C30-31
Larynx	13	0.6	2.9	2.4	0.16	0.34	3	0.2	0.6	0.3	0.00	0.03	C32
Trachea, bronchus and lung	389	18.9	87.3	67.3	3.58	9.23	213	11.4	44.6	28.0	1.31	3.49	C33-34
Other thoracic organs	5	0.2	1.1	1.0	0.10	0.10	8	0.4	1.7	1.3	0.07	0.17	C37-38
Bone	4	0.2	0.9	0.9	0.08	0.08	3	0.2	0.6	0.7	0.03	0.06	C40-41
Melanoma of skin	8	0.4	1.8	1.3	0.12	0.12	15	0.8	3.1	2.2	0.14	0.24	C43
Other skin	3	0.1	0.7	0.5	0.03	0.08	10	0.5	2.1	1.6	0.06	0.16	C44
Mesothelioma	6	0.3	1.3	1.3	0.06	0.23	0	0.0	0.0	0.0	0.00	0.00	C45
Kaposi sarcoma	1	0.0	0.2	0.1	0.00	0.00	0	0.0	0.0	0.0	0.00	0.00	C46
Connective and soft tissue	19	0.9	4.3	3.3	0.23	0.37	22	1.2	4.6	3.6	0.26	0.35	C47+C49
Breast	0	0.0	0.0	0.0	0.00	0.00	517	27.7	108.4	82.1	6.36	9.34	C50
Vulva							5	0.3	1.0	0.7	0.03	0.12	C51
Vagina							2	0.1	0.4	0.3	0.01	0.04	C52
Cervix uteri							45	2.4	9.4	7.0	0.56	0.62	C53
Corpus uteri							132	7.1	27.7	21.1	1.72	2.41	C54
Uterus unspecified							2	0.1	0.4	0.3	0.00	0.07	C55
Ovary							56	3.0	11.7	9.2	0.68	1.03	C56
Other female genital organs							2	0.1	0.4	0.4	0.02	0.05	C57
Placenta							0	0.0	0.0	0.0	0.00	0.00	C58
Penis	3	0.1	0.7	0.4	0.02	0.02							C60
Prostate	580	28.1	130.2	93.3	4.32	12.44							C61
Testis	12	0.6	2.7	2.7	0.19	0.19							C62
Other male genital organs	2	0.1	0.4	0.1	0.00	0.00							C63
Kidney	65	3.2	14.6	12.7	0.94	1.58	25	1.3	5.2	3.7	0.24	0.46	C64
Renal pelvis	2	0.1	0.4	0.5	0.06	0.06	1	0.1	0.2	0.1	0.00	0.03	C65
Ureter	2	0.1	0.4	0.3	0.01	0.01	2	0.1	0.4	0.4	0.02	0.05	C66
Bladder	63	3.1	14.1	9.4	0.48	1.24	26	1.4	5.4	3.2	0.13	0.43	C67
Other urinary organs	1	0.0	0.2	0.2	0.00	0.04	0	0.0	0.0	0.0	0.00	0.00	C68
Eye	1	0.0	0.2	0.2	0.00	0.04	2	0.1	0.4	0.3	0.03	0.03	C69
Brain, nervous system	16	0.8	3.6	2.3	0.09	0.23	14	0.7	2.9	2.6	0.23	0.23	C70-72
Thyroid	51	2.5	11.5	9.3	0.69	1.03	162	8.7	34.0	28.1	2.31	2.64	C73
Adrenal gland	2	0.1	0.4	0.7	0.03	0.03	0	0.0	0.0	0.0	0.00	0.00	C74
Other endocrine	0	0.0	0.0	0.0	0.00	0.00	0	0.0	0.0	0.0	0.00	0.00	C75
Hodgkin lymphoma	12	0.6	2.7	2.4	0.15	0.19	14	0.7	2.9	2.7	0.18	0.18	C81
Non-Hodgkin lymphoma	94	4.6	21.1	14.2	0.83	1.61	72	3.9	15.1	10.4	0.58	1.29	C82-85,C96
Immunoproliferative diseases	3	0.1	0.7	0.5	0.03	0.08	4	0.2	0.8	0.5	0.01	0.05	C88
Multiple myeloma	28	1.4	6.3	4.8	0.23	0.71	29	1.6	6.1	4.0	0.24	0.53	C90
Lymphoid leukaemia	15	0.7	3.4	3.0	0.12	0.33	15	0.8	3.1	2.2	0.13	0.20	C91
Myeloid leukaemia	28	1.4	6.3	5.1	0.24	0.53	36	1.9	7.5	5.2	0.34	0.60	C92-94
Leukaemia unspecified	0	0.0	0.0	0.0	0.00	0.00	2	0.1	0.4	0.2	0.01	0.01	C95
Myeloproliferative disorders	22	1.1	4.9	3.9	0.27	0.49	31	1.7	6.5	4.0	0.23	0.45	MPD
Myelodysplastic syndromes	23	1.1	5.2	3.1	0.12	0.38	15	0.8	3.1	2.1	0.16	0.29	MDS
Other and unspecified	34	1.6	7.6	5.5	0.27	0.69	35	1.9	7.3	5.0	0.25	0.65	O&U
All sites	2066		463.9	349.8	19.03	44.69	1879		393.8	282.7	18.86	32.41	C00-96
All sites except C44	2063	100.0	463.2	349.2	19.00	44.61	1869	100.0	391.7	281.1	18.79	32.25	C00-96 exc. C44

*See note following population pyramid

***USA, Hawaii: Hawaiian (2003-2007)**

SITE	Male					Female					ICD-10		
	No. cases	Freq. (%)	Crude rate (per 100,000)	ASR world	Cum. rates 0-64 0-74 (%)	No. cases	Freq. (%)	Crude rate (per 100,000)	ASR world	Cum. rates 0-64 0-74 (%)			
Lip	2	0.1	0.3	0.4	0.03	0.06	1	0.0	0.1	0.2	0.02	0.02	C00
Tongue	26	1.4	3.7	4.5	0.26	0.60	8	0.3	1.1	1.1	0.09	0.12	C01-02
Mouth	8	0.4	1.1	1.3	0.08	0.17	6	0.3	0.9	0.8	0.08	0.08	C03-06
Salivary glands	6	0.3	0.8	1.0	0.08	0.12	6	0.3	0.9	0.8	0.06	0.09	C07-08
Tonsil	7	0.4	1.0	1.2	0.09	0.13	3	0.1	0.4	0.4	0.04	0.04	C09
Other oropharynx	2	0.1	0.3	0.3	0.04	0.04	1	0.0	0.1	0.2	0.00	0.03	C10
Nasopharynx	18	0.9	2.5	3.0	0.11	0.41	4	0.2	0.6	0.6	0.02	0.11	C11
Hypopharynx	6	0.3	0.8	0.9	0.06	0.12	0	0.0	0.0	0.0	0.00	0.00	C12-13
Pharynx unspecified	0	0.0	0.0	0.0	0.00	0.00	0	0.0	0.0	0.0	0.00	0.00	C14
Oesophagus	40	2.1	5.6	6.9	0.36	1.07	10	0.4	1.4	1.0	0.02	0.14	C15
Stomach	55	2.9	7.7	8.6	0.29	1.26	44	1.9	6.2	5.6	0.25	0.77	C16
Small intestine	17	0.9	2.4	2.9	0.11	0.46	9	0.4	1.3	1.1	0.11	0.11	C17
Colon	143	7.5	20.1	24.2	1.42	3.41	111	4.8	15.7	14.2	0.98	1.75	C18
Rectum	94	4.9	13.2	15.2	1.13	1.92	53	2.3	7.5	7.0	0.47	0.89	C19-20
Anus	7	0.4	1.0	0.9	0.03	0.13	7	0.3	1.0	1.1	0.10	0.13	C21
Liver	82	4.3	11.5	13.1	0.88	1.63	33	1.4	4.7	4.0	0.24	0.51	C22
Gallbladder etc.	7	0.4	1.0	1.2	0.07	0.16	15	0.6	2.1	1.9	0.12	0.24	C23-24
Pancreas	75	3.9	10.5	11.8	0.64	1.53	77	3.3	10.9	9.0	0.51	1.07	C25
Nose, sinuses etc.	5	0.3	0.7	0.9	0.02	0.15	1	0.0	0.1	0.1	0.01	0.01	C30-31
Larynx	22	1.1	3.1	3.3	0.24	0.37	2	0.1	0.3	0.4	0.04	0.04	C32
Trachea, bronchus and lung	347	18.1	48.8	58.6	2.69	8.42	305	13.1	43.3	39.0	2.23	5.31	C33-34
Other thoracic organs	5	0.3	0.7	0.7	0.06	0.06	4	0.2	0.6	0.5	0.03	0.05	C37-38
Bone	5	0.3	0.7	0.8	0.05	0.09	4	0.2	0.6	0.6	0.02	0.07	C40-41
Melanoma of skin	26	1.4	3.7	3.9	0.12	0.45	16	0.7	2.3	1.9	0.14	0.19	C43
Other skin	7	0.4	1.0	0.9	0.04	0.09	6	0.3	0.9	0.8	0.08	0.08	C44
Mesothelioma	8	0.4	1.1	1.2	0.12	0.12	0	0.0	0.0	0.0	0.00	0.00	C45
Kaposi sarcoma	1	0.1	0.1	0.1	0.00	0.00	0	0.0	0.0	0.0	0.00	0.00	C46
Connective and soft tissue	20	1.0	2.8	3.0	0.14	0.35	28	1.2	4.0	3.6	0.25	0.37	C47+C49
Breast	3	0.2	0.4	0.5	0.04	0.09	774	33.3	109.8	106.4	8.26	12.76	C50
Vulva							9	0.4	1.3	1.0	0.06	0.10	C51
Vagina							4	0.2	0.6	0.6	0.07	0.07	C52
Cervix uteri							44	1.9	6.2	6.4	0.47	0.68	C53
Corpus uteri							211	9.1	29.9	29.7	2.42	3.47	C54
Uterus unspecified							4	0.2	0.6	0.3	0.00	0.03	C55
Ovary							64	2.8	9.1	8.3	0.58	1.00	C56
Other female genital organs							7	0.3	1.0	0.8	0.05	0.09	C57
Placenta							2	0.1	0.3	0.3	0.02	0.02	C58
Penis	4	0.2	0.6	0.6	0.03	0.07							C60
Prostate	389	20.3	54.7	67.9	2.76	10.05							C61
Testis	23	1.2	3.2	3.2	0.24	0.24							C62
Other male genital organs	1	0.1	0.1	0.1	0.01	0.01							C63
Kidney	78	4.1	11.0	12.9	0.81	1.70	45	1.9	6.4	5.9	0.40	0.76	C64
Renal pelvis	4	0.2	0.6	0.5	0.03	0.03	1	0.0	0.1	0.1	0.00	0.00	C65
Ureter	0	0.0	0.0	0.0	0.00	0.00	2	0.1	0.3	0.2	0.02	0.02	C66
Bladder	70	3.6	9.8	11.2	0.40	1.57	39	1.7	5.5	4.7	0.26	0.60	C67
Other urinary organs	0	0.0	0.0	0.0	0.00	0.00	0	0.0	0.0	0.0	0.00	0.00	C68
Eye	0	0.0	0.0	0.0	0.00	0.00	2	0.1	0.3	0.3	0.01	0.03	C69
Brain, nervous system	28	1.5	3.9	4.1	0.26	0.34	23	1.0	3.3	3.3	0.25	0.31	C70-72
Thyroid	29	1.5	4.1	4.5	0.28	0.51	92	4.0	13.0	13.1	1.01	1.31	C73
Adrenal gland	4	0.2	0.6	0.6	0.03	0.03	2	0.1	0.3	0.3	0.02	0.02	C74
Other endocrine	4	0.2	0.6	0.6	0.05	0.05	1	0.0	0.1	0.1	0.02	0.02	C75
Hodgkin lymphoma	14	0.7	2.0	2.0	0.16	0.16	16	0.7	2.3	2.4	0.16	0.16	C81
Non-Hodgkin lymphoma	72	3.8	10.1	11.2	0.67	1.36	58	2.5	8.2	7.0	0.46	0.88	C82-85,C96
Immunoproliferative diseases	0	0.0	0.0	0.0	0.00	0.00	0	0.0	0.0	0.0	0.00	0.00	C88
Multiple myeloma	28	1.5	3.9	4.3	0.27	0.57	28	1.2	4.0	3.5	0.21	0.45	C90
Lymphoid leukaemia	29	1.5	4.1	4.4	0.27	0.49	26	1.1	3.7	3.7	0.21	0.37	C91
Myeloid leukaemia	30	1.6	4.2	4.4	0.24	0.45	27	1.2	3.8	3.6	0.22	0.39	C92-94
Leukaemia unspecified	2	0.1	0.3	0.3	0.02	0.02	2	0.1	0.3	0.3	0.02	0.05	C95
Myeloproliferative disorders	17	0.9	2.4	2.8	0.21	0.36	18	0.8	2.6	2.3	0.14	0.31	MPD
Myelodysplastic syndromes	11	0.6	1.5	1.6	0.03	0.19	18	0.8	2.6	1.7	0.06	0.15	MDS
Other and unspecified	45	2.3	6.3	7.5	0.38	1.00	60	2.6	8.5	6.7	0.43	0.67	O&U
All sites	1926		270.7	316.0	16.34	42.59	2333		330.9	309.0	21.74	36.95	C00-96
All sites except C44	1919	100.0	269.7	315.1	16.30	42.50	2327	100.0	330.0	308.2	21.66	36.87	C00-96 exc. C44

*See note following population pyramid

*USA, Hawaii: Japanese (2003-2007)

SITE	Male					Female					ICD-10		
	No. cases	Freq. (%)	Crude rate (per 100,000)	ASR world	Cum. rates 0-64 0-74 (%)	No. cases	Freq. (%)	Crude rate (per 100,000)	ASR world	Cum. rates 0-64 0-74 (%)			
Lip	4	0.1	0.7	0.3	0.02	0.04	1	0.0	0.2	0.0	0.00	0.00	C00
Tongue	41	1.0	6.9	3.6	0.23	0.40	29	0.8	4.5	1.6	0.10	0.14	C01-02
Mouth	11	0.3	1.9	0.9	0.04	0.10	17	0.5	2.6	0.7	0.02	0.09	C03-06
Salivary glands	12	0.3	2.0	1.1	0.07	0.12	9	0.2	1.4	0.9	0.06	0.10	C07-08
Tonsil	10	0.2	1.7	0.9	0.08	0.10	0	0.0	0.0	0.0	0.00	0.00	C09
Other oropharynx	3	0.1	0.5	0.2	0.02	0.02	1	0.0	0.2	0.1	0.01	0.01	C10
Nasopharynx	4	0.1	0.7	0.4	0.02	0.06	3	0.1	0.5	0.1	0.01	0.01	C11
Hypopharynx	11	0.3	1.9	0.9	0.04	0.10	4	0.1	0.6	0.3	0.01	0.03	C12-13
Pharynx unspecified	2	0.0	0.3	0.4	0.03	0.03	1	0.0	0.2	0.1	0.01	0.01	C14
Oesophagus	73	1.7	12.3	5.5	0.32	0.67	13	0.3	2.0	0.8	0.03	0.12	C15
Stomach	246	5.8	41.4	15.1	0.47	1.71	152	4.0	23.5	5.3	0.18	0.54	C16
Small intestine	11	0.3	1.9	0.8	0.03	0.10	12	0.3	1.9	0.6	0.03	0.07	C17
Colon	412	9.6	69.4	29.0	1.50	3.12	443	11.7	68.6	21.7	1.17	2.43	C18
Rectum	244	5.7	41.1	20.6	1.34	2.47	139	3.7	21.5	8.1	0.48	0.91	C19-20
Anus	2	0.0	0.3	0.2	0.01	0.01	3	0.1	0.5	0.2	0.00	0.03	C21
Liver	112	2.6	18.9	7.9	0.40	0.87	83	2.2	12.8	3.8	0.13	0.50	C22
Gallbladder etc.	39	0.9	6.6	2.5	0.13	0.26	36	1.0	5.6	1.1	0.02	0.12	C23-24
Pancreas	165	3.9	27.8	10.6	0.54	1.14	160	4.2	24.8	6.1	0.19	0.70	C25
Nose, sinuses etc.	6	0.1	1.0	0.5	0.00	0.09	6	0.2	0.9	0.6	0.05	0.06	C30-31
Larynx	36	0.8	6.1	2.8	0.13	0.34	4	0.1	0.6	0.2	0.01	0.02	C32
Trachea, bronchus and lung	575	13.4	96.8	36.6	1.52	4.21	346	9.2	53.6	15.9	0.58	2.06	C33-34
Other thoracic organs	7	0.2	1.2	1.0	0.06	0.11	4	0.1	0.6	0.1	0.00	0.01	C37-38
Bone	3	0.1	0.5	0.3	0.01	0.05	6	0.2	0.9	0.6	0.04	0.04	C40-41
Melanoma of skin	23	0.5	3.9	2.0	0.13	0.22	21	0.6	3.3	1.8	0.14	0.16	C43
Other skin	19	0.5	3.2	1.4	0.07	0.11	10	0.3	1.5	0.5	0.04	0.07	C44
Mesothelioma	11	0.3	1.9	0.6	0.01	0.05	3	0.1	0.5	0.4	0.04	0.04	C45
Kaposi sarcoma	1	0.0	0.2	0.1	0.01	0.01	0	0.0	0.0	0.0	0.00	0.00	C46
Connective and soft tissue	21	0.5	3.5	1.5	0.07	0.09	21	0.6	3.3	1.3	0.07	0.14	C47+C49
Breast	6	0.1	1.0	0.4	0.02	0.04	1202	31.9	186.1	86.5	6.23	10.04	C50
Vulva							22	0.6	3.4	0.9	0.05	0.10	C51
Vagina							3	0.1	0.5	0.1	0.01	0.01	C52
Cervix uteri							45	1.2	7.0	4.0	0.34	0.39	C53
Corpus uteri							229	6.1	35.4	19.8	1.63	2.20	C54
Uterus unspecified							1	0.0	0.2	0.0	0.00	0.00	C55
Ovary							103	2.7	15.9	7.5	0.49	0.76	C56
Other female genital organs							4	0.1	0.6	0.2	0.01	0.01	C57
Placenta							1	0.0	0.2	0.1	0.01	0.01	C58
Penis	2	0.0	0.3	0.2	0.00	0.02							C60
Prostate	1322	30.9	222.6	86.1	3.43	10.42							C61
Testis	24	0.6	4.0	4.1	0.31	0.31							C62
Other male genital organs	10	0.2	1.7	0.9	0.07	0.13							C63
Kidney	110	2.6	18.5	9.4	0.62	1.09	84	2.2	13.0	5.1	0.31	0.59	C64
Renal pelvis	12	0.3	2.0	0.8	0.01	0.11	11	0.3	1.7	0.4	0.02	0.04	C65
Ureter	10	0.2	1.7	0.5	0.01	0.03	13	0.3	2.0	0.4	0.00	0.03	C66
Bladder	235	5.5	39.6	15.1	0.57	1.71	57	1.5	8.8	2.1	0.10	0.19	C67
Other urinary organs	3	0.1	0.5	0.3	0.01	0.03	2	0.1	0.3	0.1	0.00	0.01	C68
Eye	3	0.1	0.5	0.2	0.02	0.02	5	0.1	0.8	0.3	0.03	0.03	C69
Brain, nervous system	15	0.4	2.5	1.8	0.09	0.15	28	0.7	4.3	2.4	0.13	0.23	C70-72
Thyroid	25	0.6	4.2	2.8	0.20	0.26	92	2.4	14.2	9.2	0.68	0.92	C73
Adrenal gland	1	0.0	0.2	0.0	0.00	0.00	0	0.0	0.0	0.0	0.00	0.00	C74
Other endocrine	2	0.0	0.3	0.7	0.03	0.03	0	0.0	0.0	0.0	0.00	0.00	C75
Hodgkin lymphoma	11	0.3	1.9	1.1	0.06	0.06	5	0.1	0.8	0.4	0.02	0.02	C81
Non-Hodgkin lymphoma	147	3.4	24.8	9.4	0.46	0.92	134	3.6	20.7	7.3	0.43	0.88	C82-85,C96
Immunoproliferative diseases	3	0.1	0.5	0.2	0.01	0.03	2	0.1	0.3	0.2	0.01	0.03	C88
Multiple myeloma	31	0.7	5.2	2.2	0.08	0.27	28	0.7	4.3	1.2	0.07	0.13	C90
Lymphoid leukaemia	13	0.3	2.2	1.5	0.06	0.12	28	0.7	4.3	3.0	0.17	0.23	C91
Myeloid leukaemia	62	1.4	10.4	5.0	0.26	0.49	33	0.9	5.1	2.5	0.17	0.20	C92-94
Leukaemia unspecified	4	0.1	0.7	0.3	0.01	0.03	4	0.1	0.6	0.2	0.00	0.03	C95
Myeloproliferative disorders	18	0.4	3.0	1.4	0.09	0.16	20	0.5	3.1	1.5	0.12	0.17	MPD
Myelodysplastic syndromes	52	1.2	8.8	3.0	0.07	0.30	32	0.8	5.0	1.2	0.04	0.12	MDS
Other and unspecified	70	1.6	11.8	4.3	0.13	0.49	66	1.8	10.2	3.2	0.15	0.36	O&U
All sites	4295		723.2	299.1	13.98	33.86	3781		585.2	232.8	14.64	26.15	C00-96
All sites except C44	4276	100.0	720.0	297.7	13.91	33.74	3771	100.0	583.7	232.3	14.60	26.08	C00-96 exc. C44

*See note following population pyramid

***USA, Hawaii: White (2003-2007)**

SITE	Male					Female					ICD-10		
	No. cases	Freq. (%)	Crude rate (per 100,000)	ASR world	Cum. rates 0-64 0-74 (%)	No. cases	Freq. (%)	Crude rate (per 100,000)	ASR world	Cum. rates 0-64 0-74 (%)			
Lip	12	0.2	1.4	1.1	0.06	0.14	5	0.1	0.7	0.4	0.04	0.04	C00
Tongue	84	1.6	10.1	6.4	0.47	0.75	34	0.9	4.7	2.5	0.16	0.32	C01-02
Mouth	32	0.6	3.8	2.5	0.16	0.27	18	0.5	2.5	1.3	0.04	0.19	C03-06
Salivary glands	20	0.4	2.4	1.7	0.09	0.22	8	0.2	1.1	0.7	0.04	0.06	C07-08
Tonsil	51	0.9	6.1	4.0	0.33	0.49	10	0.3	1.4	0.9	0.06	0.13	C09
Other oropharynx	12	0.2	1.4	0.9	0.06	0.08	3	0.1	0.4	0.3	0.01	0.05	C10
Nasopharynx	6	0.1	0.7	0.5	0.04	0.04	3	0.1	0.4	0.2	0.01	0.03	C11
Hypopharynx	9	0.2	1.1	0.7	0.03	0.08	2	0.1	0.3	0.1	0.01	0.01	C12-13
Pharynx unspecified	3	0.1	0.4	0.2	0.01	0.03	0	0.0	0.0	0.0	0.00	0.00	C14
Oesophagus	67	1.2	8.0	4.8	0.28	0.55	14	0.4	2.0	0.8	0.03	0.09	C15
Stomach	86	1.6	10.3	6.1	0.19	0.69	37	0.9	5.2	2.4	0.10	0.27	C16
Small intestine	18	0.3	2.2	1.5	0.08	0.20	13	0.3	1.8	0.8	0.03	0.09	C17
Colon	341	6.3	40.8	24.4	1.24	2.91	270	6.9	37.6	18.3	0.85	2.18	C18
Rectum	170	3.2	20.4	13.0	0.95	1.56	78	2.0	10.9	6.3	0.34	0.77	C19-20
Anus	22	0.4	2.6	1.6	0.12	0.21	17	0.4	2.4	1.3	0.09	0.15	C21
Liver	110	2.0	13.2	8.6	0.62	1.00	27	0.7	3.8	2.1	0.10	0.27	C22
Gallbladder etc.	29	0.5	3.5	2.1	0.12	0.26	16	0.4	2.2	1.0	0.07	0.11	C23-24
Pancreas	110	2.0	13.2	7.7	0.32	0.88	90	2.3	12.5	6.3	0.27	0.79	C25
Nose, sinuses etc.	9	0.2	1.1	0.7	0.02	0.09	7	0.2	1.0	0.5	0.03	0.07	C30-31
Larynx	62	1.2	7.4	4.9	0.31	0.66	11	0.3	1.5	0.9	0.03	0.14	C32
Trachea, bronchus and lung	630	11.7	75.4	45.1	1.98	5.55	484	12.3	67.4	34.7	1.59	4.52	C33-34
Other thoracic organs	3	0.1	0.4	0.3	0.01	0.05	6	0.2	0.8	0.7	0.04	0.06	C37-38
Bone	7	0.1	0.8	0.5	0.04	0.04	5	0.1	0.7	1.0	0.06	0.06	C40-41
Melanoma of skin	704	13.1	84.3	55.3	3.53	6.24	417	10.6	58.1	36.9	2.77	3.80	C43
Other skin	34	0.6	4.1	2.6	0.11	0.26	20	0.5	2.8	1.7	0.12	0.18	C44
Mesothelioma	13	0.2	1.6	0.9	0.01	0.08	4	0.1	0.6	0.4	0.01	0.08	C45
Kaposi sarcoma	18	0.3	2.2	1.5	0.12	0.12	2	0.1	0.3	0.1	0.01	0.01	C46
Connective and soft tissue	50	0.9	6.0	4.1	0.29	0.35	28	0.7	3.9	2.5	0.15	0.24	C47+C49
Breast	15	0.3	1.8	1.2	0.06	0.13	1167	29.6	162.6	98.1	6.80	12.04	C50
Vulva							24	0.6	3.3	2.1	0.16	0.24	C51
Vagina							8	0.2	1.1	0.5	0.04	0.04	C52
Cervix uteri							57	1.4	7.9	5.3	0.42	0.49	C53
Corpus uteri							231	5.9	32.2	18.3	1.33	2.19	C54
Uterus unspecified							3	0.1	0.4	0.2	0.01	0.01	C55
Ovary							112	2.8	15.6	8.6	0.63	1.00	C56
Other female genital organs							8	0.2	1.1	0.7	0.05	0.09	C57
Placenta							1	0.0	0.1	0.1	0.01	0.01	C58
Penis	9	0.2	1.1	0.5	0.02	0.04							C60
Prostate	1330	24.8	159.3	101.2	4.99	13.45							C61
Testis	84	1.6	10.1	8.2	0.61	0.63							C62
Other male genital organs	4	0.1	0.5	0.4	0.01	0.05							C63
Kidney	158	2.9	18.9	13.1	0.83	1.59	57	1.4	7.9	5.1	0.40	0.50	C64
Renal pelvis	10	0.2	1.2	0.9	0.03	0.13	10	0.3	1.4	0.8	0.01	0.14	C65
Ureter	5	0.1	0.6	0.3	0.00	0.05	2	0.1	0.3	0.1	0.00	0.02	C66
Bladder	344	6.4	41.2	24.3	0.96	2.95	99	2.5	13.8	6.7	0.32	0.81	C67
Other urinary organs	0	0.0	0.0	0.0	0.00	0.00	1	0.0	0.1	0.1	0.01	0.01	C68
Eye	10	0.2	1.2	0.8	0.06	0.08	3	0.1	0.4	0.2	0.02	0.02	C69
Brain, nervous system	63	1.2	7.5	5.9	0.45	0.58	44	1.1	6.1	4.3	0.31	0.44	C70-72
Thyroid	49	0.9	5.9	4.2	0.36	0.39	110	2.8	15.3	11.8	0.91	1.07	C73
Adrenal gland	0	0.0	0.0	0.0	0.00	0.00	2	0.1	0.3	0.4	0.02	0.02	C74
Other endocrine	1	0.0	0.1	0.3	0.01	0.01	1	0.0	0.1	0.1	0.01	0.01	C75
Hodgkin lymphoma	26	0.5	3.1	2.4	0.16	0.19	21	0.5	2.9	2.9	0.19	0.21	C81
Non-Hodgkin lymphoma	214	4.0	25.6	16.4	0.97	1.87	121	3.1	16.9	9.4	0.51	1.12	C82-85,C96
Immunoproliferative diseases	9	0.2	1.1	0.6	0.04	0.06	5	0.1	0.7	0.3	0.01	0.04	C88
Multiple myeloma	66	1.2	7.9	4.8	0.21	0.54	35	0.9	4.9	2.4	0.12	0.27	C90
Lymphoid leukaemia	95	1.8	11.4	7.9	0.44	0.85	33	0.8	4.6	2.4	0.13	0.28	C91
Myeloid leukaemia	50	0.9	6.0	3.6	0.16	0.44	40	1.0	5.6	4.2	0.24	0.39	C92-94
Leukaemia unspecified	5	0.1	0.6	0.3	0.00	0.02	4	0.1	0.6	0.3	0.01	0.01	C95
Myeloproliferative disorders	23	0.4	2.8	1.6	0.07	0.19	24	0.6	3.3	1.6	0.08	0.17	MPD
Myelodysplastic syndromes	33	0.6	4.0	2.3	0.04	0.26	30	0.8	4.2	1.7	0.04	0.20	MDS
Other and unspecified	90	1.7	10.8	6.9	0.35	0.96	77	2.0	10.7	4.9	0.21	0.62	O&U
All sites	5405		647.2	411.8	22.41	49.26	3959		551.6	318.7	20.04	37.20	C00-96
All sites except C44	5371	100.0	643.1	409.2	22.30	49.00	3939	100.0	548.9	316.9	19.93	37.02	C00-96 exc. C44

*See note following population pyramid